

2023



NEW PRODUCT
USER CATALOGUE

parweld 
无锡宝威焊割设备有限公司

Contents

XP8 TORCHES

XP8 G2 Features and Benefits	4
Rotating Neck Torch Package Ordering Guide	7
XP8 Nozzles	8
XP8 Contact Tips	9
XP8 Head Assemblies	9
XP8 Diffusers	10
XP8 Liner Selector Chart	11
XP8 200A	12
XP8 300A	14
XP8 350A	16
XP8 400A	18
XP8 320W	20
XP8 450W	22
XP8 350A PP	24
XP8 450W PP	26

BZL TORCHES

BZL Pro-Grip Max® Features and Benefits	28
BZL Eco-Grip Max® Features and Benefits	29
BZL Nozzles	30
BZL Contact Tips	32
BZL Tip Adaptors	33
BZL Gas Diffusers	35
ABI Nozzles	36
ABI Tip Adaptors	36
ABI Adaptors Piece	36
BZL Liner Selector Chart	37
BZL Pro-Grip® Control Handle Features	38
Eco-Grip Max® 150A	39
Eco-Grip Max® 240A	40
Eco-Grip Max® 250A	41
Eco-Grip Max® 360A	42
Eco-Grip Max® 401W	43
Eco-Grip Max® 501W	44
Pro-Grip Max® 150A	45
Pro-Grip Max® 150A Flex	46
Pro-Grip Max® 240A	47
Pro-Grip Max® 250A	48
Pro-Grip Max® 250A Flex	49
Pro-Grip Max® 260A	50
Pro-Grip Max® 360A	51
Pro-Grip® 380A	52
Pro-Grip® 400A	53
Pro-Grip Max® 240W	54
Pro-Grip Max® 350W	55
Pro-Grip Max® 401W	56
Pro-Grip Max® 501W	57
Pro-Grip Max® 501W EXT	58
SB 501W Auto	59
Pro-Grip Max® 400W	60
Pro-Grip® 550W	61
PP 360A	62
PP 400W	63
PPA 360	64
PPW 400	65

TWC TORCHES

TWC Classic Features and Benefits	66
Pro-Grip Max® TWC Features and Benefits	67
TWC Nozzles	68
TWC Contact Tips	69
TWC Gas Diffusers	70
TWC Liner Selector Chart	71
PRO PA No 1	72
PRO PA No 2	72
PRO PA No 3	72

TWC TORCHES

PA No 4	72
PA No 1	73
PA No 2	74
PA No 3	75
PA No 4	76
PA No 5	77

BND TORCHES

BND Features and Benefits	78
BND Nozzles	79
BND Contact Tips	80
BND Head Assemblies	80
BND Liner Selector Chart	81
BND C'FIRE Nozzles	82
BND C'FIRE Contact Tips	83
BND C'FIRE Head Assemblies	83
PEZ 200E	84
PEZ 300E	85
PEZ 400E	86
EZ Q 300A	87
EZ Q 350A	88
PEZ 400E	89

TRG TORCHES

TRG Features and Benefits	90
TRG Nozzles	91
TRG Contact Tips	91
TRG Diffusers	92
TRG Retaining Heads	92
TRG Liner Selector Chart	92
TRG 300A	93
TRG 400A	94

PNA TORCHES

PNA Features and Benefits	95
PNA Nozzles	96
PNA Contact Tips	96
PNA Tip Adaptors	96
PNA Difusers	97
PNA Insulators	97
PNA Liner Selector Chart	97
PNA 350A	98
PNA 500A	99

ESB TORCHES

ESB Nozzles	101
ESB Contact Tips	102
ESB Tip Adaptors	102
ESB Liner Selector Chart	103
PSF250	104
PSF305/315	105
PSF400/405	106

MLA NOZZLES

MLA Nozzles	107
MLA Contact Tips	107
MLA Tip Adaptors	107

MILLER TORCHES

M150	108
M250	109
M100	110
Miller Nozzles	111
Miller Retaining Heads	111
Miller Diffuser	111
Miller Contact Tips	111
Miller Liner Selector Chart	111

OTC TORCHES

OTC Nozzles.....	113
OTC Contact Tips.....	113
OTC Diffusers.....	113
OTC Insulators.....	113
OTC Contact Tip Adaptors.....	114
OTC Liner Selector Chart.....	114
OTC350.....	115
OTC500.....	116

KMP TORCHES

UBKP MMT32.....	122
UBKP MMT42W.....	123
UBKP MMT52W.....	124
UBKP MT51MW Auto.....	125

PRO-FC SELF SHIELDED TORCHES

PRO-FC Features and Benefits.....	127
Contact Tips.....	129
Thread Protectors.....	130
Tip Adaptors.....	130
Swan Necks.....	130
Direct Pin Connector Liner Selector Chart.....	132
Liner Selector Chart.....	132
PRO-FC 350A.....	133
PRO-FC 450A.....	134

SPOOL GUN

BZL SAB1500.....	135
BZL SAB2400.....	136
BZL SAB2500.....	137
BZL SAB3600.....	138
TWC SAT2000.....	139
TWC SAT4000.....	140

HOSE, SHEATH & CABLE

Hose.....	141
Sheath.....	141
Liner Material.....	142
Torch Ordering Guide.....	143
Modular Power Pins.....	144

TIG TORCHES

Ceramics.....	145
Gas Lens Ceramics.....	145
Collets.....	146
Collet Bodies.....	147
Gas Lens Bodies.....	147
Back Caps.....	148
Insulators.....	148
Pro-Grip Max® TIG Features & Benefits.....	150
Pro-Grip Max®.....	151
Switch Configuration.....	151
How to Order your Pro-Grip Max® TIG Torch.....	152
Composite TGC TIG Cable Terminations.....	152
PRO9.....	158
PRO17.....	160
PRO18.....	162
PRO18SC.....	164
PRO20.....	166
PRO26.....	168
PRO-GRIP MAX® 550W.....	170
PRO-GRIP MAX® 250A.....	171
Integrated Power Adaptor.....	172
A better way to connect your torch.....	172
Eco-Grip® Features and Benefits.....	173
ECR9.....	174
ECR17.....	176
ECR18.....	178
ECR20.....	180
ECR26.....	182
WLD TIG Features & Benefits.....	184
WP9.....	186
WP17.....	188

WP18.....	190
WP18SC.....	192
WP20.....	194
WP24.....	196
WLD TIG Torch Packages.....	197
WP24W.....	198
WP25.....	200
WP26.....	202

MISC TIG TORCH

Ceramic Cups.....	204
Gas Lens Cups.....	204
Collets.....	204
Collet Bodies.....	205
Gas Cup Adaptor.....	205
Back Caps.....	205
TW 450.....	206
HCAR Site Construction Torch.....	207

POWER

DM3595R.....	208
DM3595L.....	208
3148710.....	209
3148720.....	209
TTC150.....	210
TTC200.....	210
A5025.....	210
1000A Arc Air Gouging Torch.....	211
1200A Arc Air Gouging Torch.....	211
Arc Air Gouging Carbons.....	211

EARTH CLAMPS

500A Cast Steel Screw Type.....	212
500A All Brass Screw Type.....	212
300A Brass Crocodile.....	212
300A Brass Crocodile.....	212
500A Cast Brass Screw Type.....	212
600A All Brass Screw Type.....	212
500A Brass Crocodile.....	212
300A Brass Crocodile.....	212
500A Brass Crocodile.....	213
500A Brass Crocodile.....	213
200A Pressed Steel.....	213
500A Pressed Steel.....	213
300A Brass Crocodile.....	213
500A Brass Crocodile.....	213
400A Pressed Steel.....	213
300A G Clamp 38mm.....	213
300A Brass G Clamp 47mm.....	214
500A Brass G Clamp 58mm.....	214
1000A Brass G Clamp 63mm.....	214
500A Brass G Clamp 44mm.....	214
500A Brass G Clamp 66mm.....	214
1200A Brass G Clamp 54mm.....	214
Belt Drive Foot Control.....	215

PLASMA

XTS45 Hand Torch.....	216
XTP45 Hand Torch.....	217
XTP65 Hand Torch.....	218
PM65 Machine Torch.....	219
XTP85 Hand Torch.....	220
PM85 Machine Torch.....	221
XTP105 Hand Torch.....	222
PM105 Machine Torch.....	223
XTP125 Hand Torch.....	224
PM125 Machine Torch.....	225
XTY70 Hand Torch.....	226
YM70 Machine Torch.....	227
XTY125 Hand Torch.....	228
YM125 Machine Torch.....	229
XTY160 Hand Torch.....	230
YM160 Machine Torch.....	231
XTA81 Hand Torch.....	232

XP8 G2 Features and Benefits

**Swan Necks
No More Shorting**

Over-moulded necks prevent reflected heat transfer passing through the neck. Shorting of the neck to the work piece is now impossible.

Necks are more impact resistant than metal clad necks

- Lightweight
- Durable and robust

**Contact Tips
Exceptional Service Life**

Manufactured from a high grade Chrome Zirconium Copper Alloy

- Extra length
- Dual contact points
- Force cooling

**Nozzles
Self Insulated**

- Ensures cooler running necks
- High specification resin and sleeve assembly
- Push on

Shake Proof Washer (Not Illustrated)

- Offers extra security to ensure cables do not work loose due to repetitive twisting and rotating of the torch front end.

Liner Systems

- High carbon steel standard liners for steel wires
- Tapered seat O ring seals
- Polyamide to drive roll pick-up systems

Gun Plug Bodies

- Spring loaded pins
- Guaranteed gas seals

Quality Standards

All torches are rigorously tested using computerised and automated test equipment at the design stage through to production.

All components pass rigorous quality control checks prior to assembly.

All torches are designed to be tough and damage resistant and comply with EN60974-7.

Side Vents

- Ensures ultimate cooling

Thumb Rest

- Offers additional comfort

**Hanger Hooks
Easy to Store**

- Less prone to damage
- Encourages an efficient and tidy workspace

**Trigger
Plug and Play**

- Encapsulated trigger extends service life

Trigger Guard

- Further reduces the risk of unintentional activation

**Innovative Handle Design
No More Tools**

- Screwless design solutions
- Modular fit concept
 - Significantly reduces RSI
 - Integrated dual grips with additional ribs for a relaxed grip
- Offers the ultimate in comfort and ease of handling

**High Flex Ball Joint System
Improved Manoeuvrability**

Small movements of the handle and neck are possible independent of the cable assembly

**Cable Supports
Improved Wire Feed**

The perfect balance of freedom of movement and progressive support to the power cable is achieved.

Hydroflex™ Cable Systems

- Liquid cooled cable systems use high temperature resistant rubber cables which when combined with unique cable end geometries ensure leak free terminations
- XP8 hydroflex™ cable systems outperform all PVC alternatives

Hyperflex™ Cable Systems

- Air cooled cable assemblies offer outstanding flexibility and the highest heat and abrasion resistance of any known cable
- Cable end and crimp systems ensure maximum conductivity. The outer jacket is constructed from cross linked polymers providing a tear proof jacket and a burn threshold of 375°C

**Crimp Systems
No More Leaks**

Cable termination geometries and crimp systems guarantee sealing



XP8 Push Pull Features and Benefits

Torch Packages

- 350A Air and 450A Water cooled models available.

Wire Feed System

- Easy access hinged cover
- Range of drive rolls
- Easily adjustable feed roll pressure

Remote Feed Rate Control

- Option torch mounted variable wire feed rate control

Knuckle Joint

- Full flexibility from handle knuckle joint allowing all angles of movement without the resistance of an extended cable support

Necks

- XP8 front end and neck design offer the robust features, improved performance and service life as standard XP8.

Re-engineered conductor

- Designed for improved gas flow, strength and toughness.

- Wide range of necks available in various combinations of length and bend angle.
- Both Air and Water cooled models available.

- Fully rotating neck for multi-positional welding in those limited access, difficult to reach location. Offering better welder comfort and reducing fatigue.


Handle

- Integrated high level grip, robust and balanced ergonomic handle design
- Recessed and guarded trigger

Drive Control Module

- Torch supplied with motor drive control module for mounting in push feed unit which accepts AC or DC voltage 18 –to- 42V and features a push motor start/ stop sensing control.
- Two drive configuration options; Fixed feed rate with trimming on the control module or Remote feed rate adjustment via a torch handle mounted control
- Three control mounting options; Machine local mounted, Separate portable unit or cable integrated.

Quick and easy change over with dedicated neck liners



Drive System

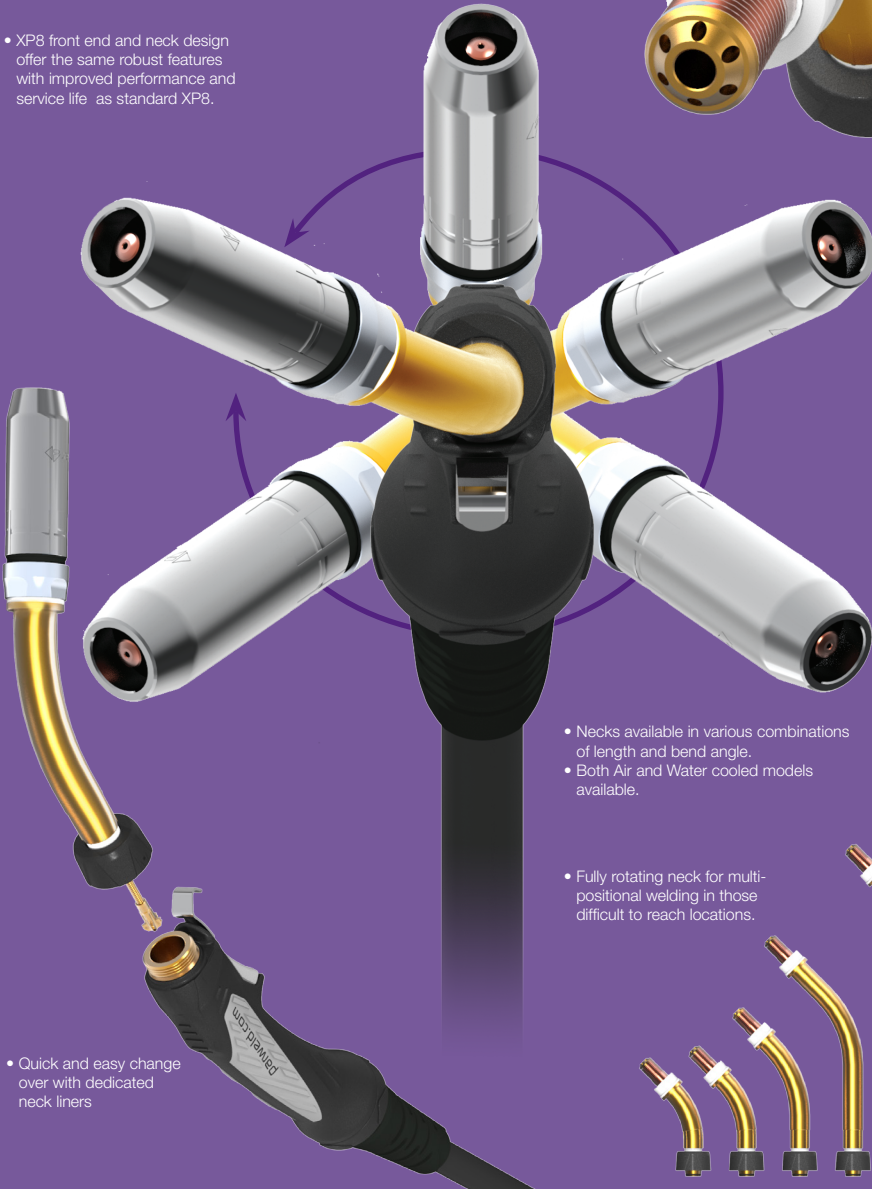

- Modern, European manufactured, DC motor, small, lighter, more powerful output
- Constant speed output therefore constant wire feed and tension
- 27m / 88ft per minute maximum wire feed rate capability



Rotating Neck Features and Benefits

- XP8 front end and neck design offer the same robust features with improved performance and service life as standard XP8.

- Re-engineered conductor design for improved gas flow, strength and toughness.

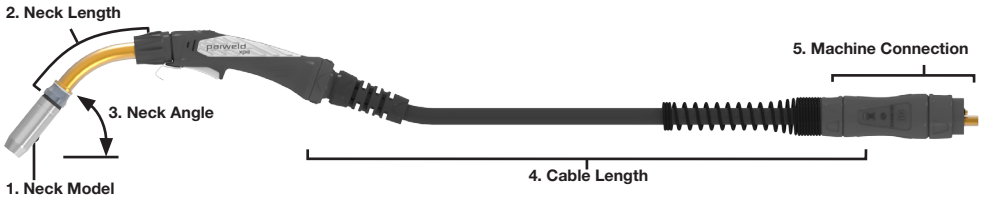


- Necks available in various combinations of length and bend angle.
- Both Air and Water cooled models available.

- Fully rotating neck for multi-positional welding in those difficult to reach locations.

- Quick and easy change over with dedicated neck liners

Rotating Neck Torch Package Ordering Guide



Package Stock Code Building

Example of a torch package stock code is given below for a XP8 350A Rotating Neck, 6" long x 45° Bend, 4 metre long cable and Euro machine connection.

Torch Type
Stock Code Type
R Rotating

XP35 R 2 4 - 40 E

1. Neck Model

Stock Code	Model
XP35	XP8 350A
XP45	XP8 450W

2. Neck Length

Stock Code	Length
4	4" - 102mm
6 (STD)	6" - 153mm
9	9" - 229mm

3. Neck Angle

Stock Code	Angle
4 (STD)	45°

4. Cable Length

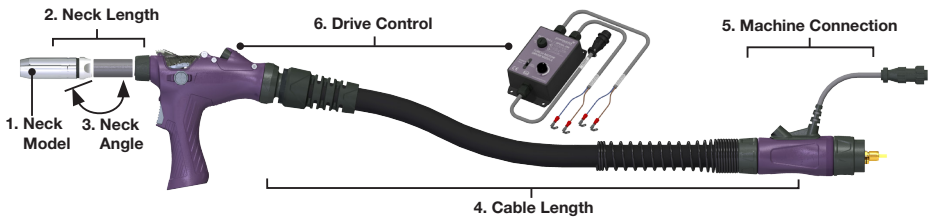
Stock Code	Length
30	3m/10ft
40	4m/13ft
50	5m/16ft

5. Machine Connection

Stock Code	Description
E	Euro
NS	North American Standard Pin
M	Miller Pin

Standard Build: Torch packages are supplied fitted with a 1.2mm wire contact tip and liner with a 5/8"/16mm bore conical nozzle.

Neck Selection: special neck and bend angles available on request



Package Stock Code Building

Example of a torch package stock code is given below for a XP8 350A Neck, 3.5" long x 0° Straight, 8 metre long cable and Euro machine connection, Remote speed control with machine mounted driver.

Torch Type
Stock Code Type
P Push-Pull

XP35 P 35 00 - 80 E R

1. Neck Model

Stock Code	Model
XP35	XP8 350A
XP45	XP8 450W

2. Neck Length

Stock Code	Length
35	3.5" - 89mm
40	4" - 102mm
45	4.5" - 114mm
60	6" - 153mm
90	9" - 229mm
12	12" - 305mm
18	18" - 457mm

3. Neck Angle

Stock Code	Angle
00	0° Straight
05	5°
30	30°
45	45°
60	60°

4. Cable Length

Stock Code	Length
60	6m / 20ft
80	8m / 26ft
10	10m / 33ft

5. Machine Connection

Stock Code	Description
E	Euro

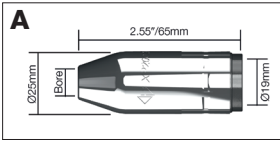
6. Drive Control

Stock Code	Description
	Local Speed Control Machine Mounted Driver Module Remote Speed Control c/w
R	Machine Mounted Driver Module Local Speed Control Separate Driver Unit
S	Remote Speed Control c/w
C	Cable Integrated Driver Module

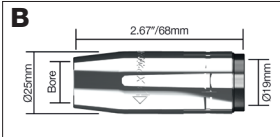
Standard Build: Torch packages are supplied fitted with a 1.2mm wire contact tip and liner with a 5/8"/16mm bore conical nozzle.

Neck Selection: Not every variant of neck angle is available for some lengths. For further information see XP8 Rotating Neck Range Data Sheet

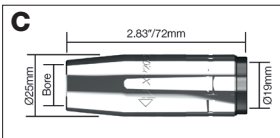
XP8 Nozzles



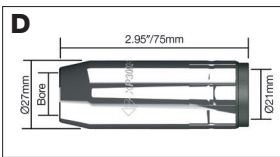
Stock Code	Description	Tip Recess	Bore	Model
A XP2002-10	Tapered Nozzle	Flush	10mm/3/8"	XP8 200A/320W



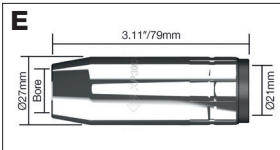
Stock Code	Description	Tip Recess	Bore	Model
B XP2002-13	Tapered Nozzle	2.4mm/3/32"	13mm/1/2"	XP8 200A/320W
XP2002-16	Conical Nozzle	2.4mm/3/32"	16mm/5/8"	XP8 200A/320W
XP2002-19	Cylindrical Nozzle	2.4mm/3/32"	19mm/3/4"	XP8 200A/320W



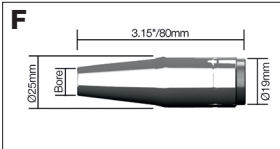
Stock Code	Description	Tip Recess	Bore	Model
C XP2002-16L	Conical Nozzle	6.5mm/1/4"	16mm/5/8"	XP8 200A/320W
XP2002-19L	Cylindrical Nozzle	6.5mm/1/4"	19mm/3/4"	XP8 200A/320W



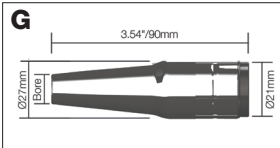
Stock Code	Description	Tip Recess	Bore	Model
D XP3002-13	Tapered Nozzle	3mm/1/8"	13mm/1/2"	XP8 300A-450W
XP3002-16	Conical Nozzle	3mm/1/8"	16mm/5/8"	XP8 300A-450W
XP3002-19	Cylindrical Nozzle	3mm/1/8"	19mm/3/4"	XP8 300A-450W



Stock Code	Description	Tip Recess	Bore	Model
E XP3002-16L	Conical Nozzle	6.5mm/1/4"	16mm/5/8"	XP8 300A-450W
XP3002-19L	Cylindrical Nozzle	6.5mm/1/4"	19mm/3/4"	XP8 300A-450W



Stock Code	Description	Tip Recess	Bore	Model
F XP2002-07T	Long Tapered Nozzle	3mm/1/8"	7mm/9/32"	XP8 200A-300A-320W
XP2002-10T	Long Tapered Nozzle	3mm/1/8"	10mm/3/8"	XP8 200A-300A-320W



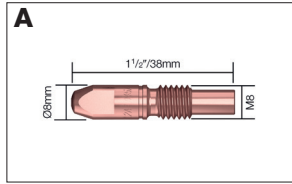
Stock Code	Description	Tip Recess	Bore	Model
G XP3002-10T	Long Tapered Nozzle	3mm/1/8"	10mm/3/8"	XP8 XP8 300A-450W

Roll Marking

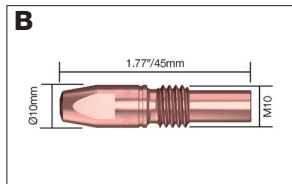
All Parweld consumables are roll marked to enable you to identify genuine Parweld product.

www.parweld.com.cn Sales: +86 510 8378 1253 E-Mail: sales@parweld.com.cn

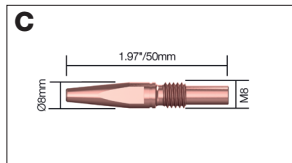
XP8 Contact Tips



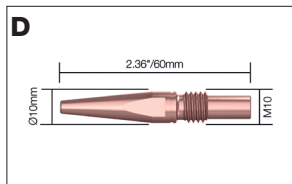
Stock Code	Description	Wire Size	Material	Model
A XP2003-06	Contact Tip	0.6mm/.023"	CuCrZr	XP8 200A/300A/320W
XP2003-08	Contact Tip	0.8mm/.030"	CuCrZr	XP8 200A/300A/320W
XP2003-09	Contact Tip	0.9mm/.035"	CuCrZr	XP8 200A/300A/320W
XP2003-10	Contact Tip	1.0mm/.040"	CuCrZr	XP8 200A/300A/320W
XP2003-12	Contact Tip	1.2mm/.045"	CuCrZr	XP8 200A/300A/320W
XP2003-13	Contact Tip	1.3mm/.052"	CuCrZr	XP8 200A/300A/320W
XP2003-14	Contact Tip	1.4mm/.055"	CuCrZr	XP8 200A/300A/320W
XP2003-10A	Contact Tip Al	1.0mm/.040"	CuCrZr	XP8 200A/300A/320W
XP2003-12A	Contact Tip Al	1.2mm/.045"	CuCrZr	XP8 200A/300A/320W



Stock Code	Description	Wire Size	Material	Model
B XP3003-08	Contact Tip	0.8mm/.030"	CuCrZr	XP8 300A-450W
XP3003-09	Contact Tip	0.9mm/.035"	CuCrZr	XP8 300A-450W
XP3003-10	Contact Tip	1.0mm/.040"	CuCrZr	XP8 300A-450W
XP3003-12	Contact Tip	1.2mm/.045"	CuCrZr	XP8 300A-450W
XP3003-13	Contact Tip	1.3mm/.052"	CuCrZr	XP8 300A-450W
XP3003-14	Contact Tip	1.4mm/.055"	CuCrZr	XP8 300A-450W
XP3003-16	Contact Tip	1.6mm/1/16"	CuCrZr	XP8 300A-450W
XP3003-18	Contact Tip	1.8mm/.071"	CuCrZr	XP8 300A-450W
XP3003-20	Contact Tip	2.0mm/5/64"	CuCrZr	XP8 300A-450W
XP3003-24	Contact Tip	2.4mm/3/32"	CuCrZr	XP8 300A-450W
XP3003-10A	Contact Tip Al	1.0mm/.040"	CuCrZr	XP8 300A-450W
XP3003-12A	Contact Tip Al	1.2mm/.045"	CuCrZr	XP8 300A-450W

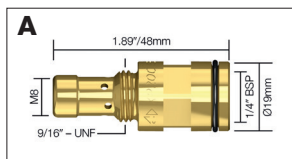


Stock Code	Description	Wire Size	Material	Model
C XP2003-06T	Tapered Contact Tip	0.6mm/.023"	CuCrZr	XP8 200A/300A/320W
XP2003-08T	Tapered Contact Tip	0.8mm/.030"	CuCrZr	XP8 200A/300A/320W
XP2003-09T	Tapered Contact Tip	0.9mm/.035"	CuCrZr	XP8 200A/300A/320W
XP2003-10T	Tapered Contact Tip	1.0mm/.040"	CuCrZr	XP8 200A/300A/320W
XP2003-12T	Tapered Contact Tip	1.2mm/.045"	CuCrZr	XP8 200A/300A/320W
XP2003-13T	Tapered Contact Tip	1.3mm/.052"	CuCrZr	XP8 200A/300A/320W
XP2003-14T	Tapered Contact Tip	1.4mm/.055"	CuCrZr	XP8 200A/300A/320W



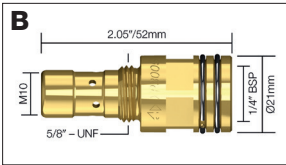
Stock Code	Description	Wire Size	Material	Model
D XP3003-08T	Tapered Contact Tip	0.8mm/.030"	CuCrZr	XP8 300A-450W
XP3003-09T	Tapered Contact Tip	0.9mm/.035"	CuCrZr	XP8 300A-450W
XP3003-10T	Tapered Contact Tip	1.0mm/.040"	CuCrZr	XP8 300A-450W
XP3003-12T	Tapered Contact Tip	1.2mm/.045"	CuCrZr	XP8 300A-450W
XP3003-13T	Tapered Contact Tip	1.3mm/.052"	CuCrZr	XP8 300A-450W
XP3003-14T	Tapered Contact Tip	1.4mm/.055"	CuCrZr	XP8 300A-450W
XP3003-16T	Tapered Contact Tip	1.6mm/1/16"	CuCrZr	XP8 300A-450W
XP3003-18T	Tapered Contact Tip	1.8mm/.071"	CuCrZr	XP8 300A-450W
XP3003-20T	Tapered Contact Tip	2.0mm/5/64"	CuCrZr	XP8 300A-450W
XP3003-24T	Tapered Contact Tip	2.4mm/3/32"	CuCrZr	XP8 300A-450W

XP8 Head Assemblies

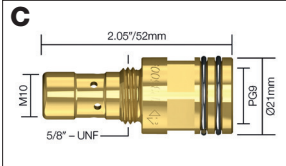


Stock Code	Description	Tip Thread	Model
A XP2005	Head Assembly	M8	XP8 200A/300A/320W


XP8 Head Assemblies




Stock Code	Description	Tip Thread	Model
B XP3005	Head Assembly	M10	XP8 200A/300A/320W



Stock Code	Description	Tip Thread	Model
C XP3505	Head Assembly	M10	XP8 350A/400A/450W

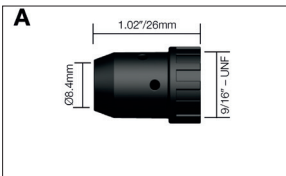


Stock Code	Description	Tip Thread	Model
D XP2005T	Tapered Tip Head Assembly	M8	XP8 200A/300A/320W

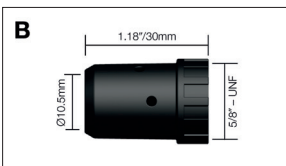


Stock Code	Description	Tip Thread	Model
E XP3505T	Tapered Tip Head Assembly	M10	XP8 350A/400A/450W

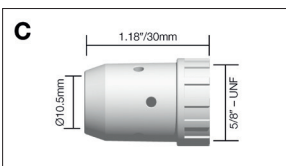
XP8 Diffusers



Stock Code	Description	Head	Model
A XP2004B	Plastic Diffuser	M8	XP8 200A/300A
XP2004C	Ceramic Diffuser	M8	XP8 200A/300A/320W
XP2004S	Silicon Nitride Diffuser	M8	XP8 200A/300A/320W



Stock Code	Description	Head	Model
B XP3004B	Moulded Diffuser c/w Ceramic Insert	M10	XP8 350A/400A/450W



Stock Code	Description	Head	Model
C XP3004C	Ceramic Diffuser	M10	XP8 50A/400A/450W
XP3004S	Silicon Nitride Diffuser	M10	XP8 50A/400A/450W


Roll Marking All Parweld consumables are roll marked to enable you to identify genuine Parweld product.

XP8 Liner Selector Chart

Stock Code	Description	Length	Wire Size	Application Model	XP8-200A	XP8-300A	XP8-350A	XP8-400A	XP8-320W	XP8-450W
A	XP2024-09-30	Steel Liner	3m / 10 ft	.023"-.035" / 0.6-0.9mm	Steel Wires	■	■	□	□	□
	XP2024-09-40	Steel Liner	4m / 13 ft	.023"-.035" / 0.6-0.9mm	Steel Wires	■	■	□	□	□
	XP2024-09-50	Steel Liner	5m / 16 ft	.023"-.035" / 0.6-0.9mm	Steel Wires	■	■	□	□	□
A	XP2024-12-30	Steel Liner	3m / 10 ft	040"-.045" / 1.0-1.2mm	Steel Wires	■	■	□	□	□
	XP2024-12-40	Steel Liner	4m / 13 ft	040"-.045" / 1.0-1.2mm	Steel Wires	■	■	□	□	□
	XP2024-12-50	Steel Liner	5m / 16 ft	040"-.045" / 1.0-1.2mm	Steel Wires	■	■	□	□	□
A	XP2024-16-30	Steel Liner	3m / 10 ft	.045"-.063" / 1.2-1.6mm	Steel Wires	□	□	□	■	□
	XP2024-16-40	Steel Liner	4m / 13 ft	.045"-.063" / 1.2-1.6mm	Steel Wires	□	□	□	■	□
	XP2024-16-50	Steel Liner	5m / 16 ft	.045"-.063" / 1.2-1.6mm	Steel Wires	□	□	□	■	□
B	XP2024PC-12-30	Polyamide-Copper Liner	3m / 10 ft	.030"-.045" / 0.8-1.2mm	Soft Wires	■	■	■	■	■
	XP2024PC-12-40	Polyamide-Copper Liner	4m / 13 ft	.030"-.045" / 0.8-1.2mm	Soft Wires	■	■	■	■	■
	XP2024PC-12-50	Polyamide-Copper Liner	5m / 16 ft	.030"-.045" / 0.8-1.2mm	Soft Wires	■	■	■	■	■
B	XP2024PS-12-30	Polyamide-Steel Liner	3m / 10 ft	.030"-.045" / 0.8-1.2mm	Hard Wires	■	■	■	■	■
	XP2024PS-12-40	Polyamide-Steel Liner	4m / 13 ft	.030"-.045" / 0.8-1.2mm	Hard Wires	■	■	■	■	■
	XP2024PS-12-50	Polyamide-Steel Liner	5m / 16 ft	.030"-.045" / 0.8-1.2mm	Hard Wires	■	■	■	■	■
A	XP3524-12-30	Steel Liner	3m / 10 ft	040"-.045" / 1.0-1.2mm	Steel Wires	□	□	■	■	■
	XP3524-12-40	Steel Liner	4m / 13 ft	040"-.045" / 1.0-1.2mm	Steel Wires	□	□	■	■	■
	XP3524-12-50	Steel Liner	5m / 16 ft	040"-.045" / 1.0-1.2mm	Steel Wires	□	□	■	■	■
A	XP3524-16-30	Steel Liner	3m / 10 ft	.045"-.063" / 1.2-1.6mm	Steel Wires	□	□	■	■	■
	XP3524-16-40	Steel Liner	4m / 13 ft	.045"-.063" / 1.2-1.6mm	Steel Wires	□	□	■	■	■
	XP3524-16-50	Steel Liner	5m / 16 ft	.045"-.063" / 1.2-1.6mm	Steel Wires	□	□	■	■	■
B	XP3524PC-16-30	Polyamide-Copper Liner	3m / 10 ft	.045"-.063" / 1.2-1.6mm	Soft Wires	■	□	■	■	■
	XP3524PC-16-40	Polyamide-Copper Liner	4m / 13 ft	.045"-.063" / 1.2-1.6mm	Soft Wires	■	□	■	■	■
	XP3524PC-16-50	Polyamide-Copper Liner	5m / 16 ft	.045"-.063" / 1.2-1.6mm	Soft Wires	■	□	■	■	■
B	XP3524PS-16-30	Polyamide-Steel Liner	3m / 10 ft	.045"-.063" / 1.2-1.6mm	Hard Wires	■	□	■	■	■
	XP3524PS-16-40	Polyamide-Steel Liner	4m / 13 ft	.045"-.063" / 1.2-1.6mm	Hard Wires	■	□	■	■	■
	XP3524PS-16-50	Polyamide-Steel Liner	5m / 16 ft	.045"-.063" / 1.2-1.6mm	Hard Wires	■	□	■	■	■
A	XP4024-24-30	Steel Liner	3m / 10 ft	.080"-.095" / 2.0-2.4mm	Steel Wires	□	■	■	■	■
	XP4024-24-40	Steel Liner	4m / 13 ft	.080"-.095" / 2.0-2.4mm	Steel Wires	□	■	■	■	■
	XP4024-24-50	Steel Liner	5m / 16 ft	.080"-.095" / 2.0-2.4mm	Steel Wires	□	■	■	■	■
B	XP4024PC-20-30	Polyamide-Copper Liner	3m / 10 ft	.063/.080" / 1.6-2.0mm	Soft Wires	□	■	■	■	■
	XP4024PC-20-40	Polyamide-Copper Liner	4m / 13 ft	.063/.080" / 1.6-2.0mm	Soft Wires	□	■	■	■	■
	XP4024PC-20-50	Polyamide-Copper Liner	5m / 16 ft	.063/.080" / 1.6-2.0mm	Soft Wires	□	■	■	■	■
B	XP4024PS-20-30	Polyamide-Steel Liner	3m / 10 ft	.063/.080" / 1.6-2.0mm	Hard Wires	□	■	■	■	■
	XP4024PS-20-40	Polyamide-Steel Liner	4m / 13 ft	.063/.080" / 1.6-2.0mm	Hard Wires	□	■	■	■	■
	XP4024PS-20-50	Polyamide-Steel Liner	5m / 16 ft	.063/.080" / 1.6-2.0mm	Hard Wires	□	■	■	■	■

■ Solid Box = Recommended Liner
□ Clear Box = Compatible Liner

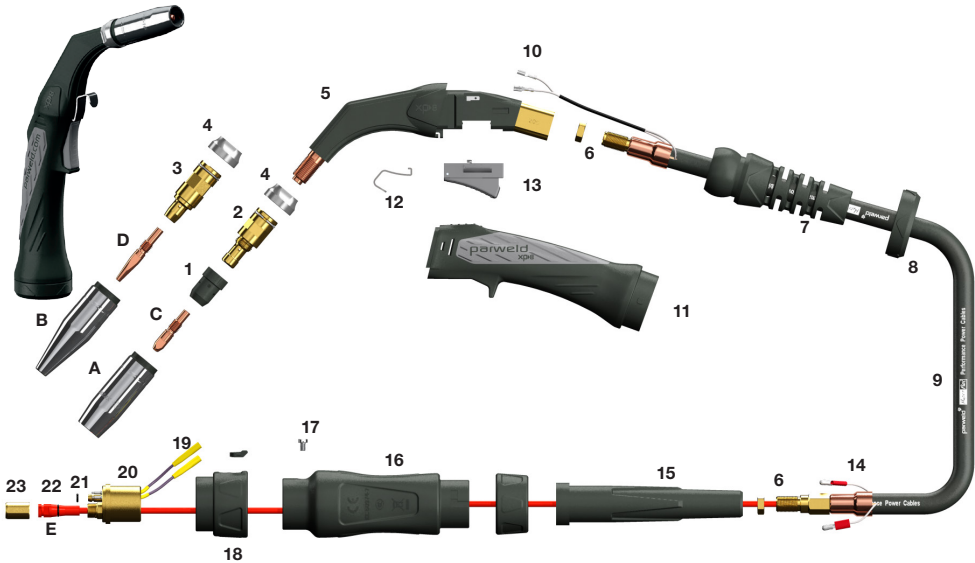
Colour Code
0.6-0.9mm Wire ■ Blue 1.2-1.6mm Wire ■ Yellow
1.0-1.2mm Wire ■ Red 2.0-2.4mm Wire ■ Green



XP8 200A

Air Cooled MIG Welding Torch

200A, 6kW, Mixed Gas (80/20) @ 80% Duty Cycle, EN60974-7 .023"-.045"/0.6mm to 1.2mm Wires



Selecting the correct XP8 Torch

Amperages and duty cycles alone are arbitrary measures of a torches capability.

For a more accurate appreciation wire type, gas type, flow rate and open circuit voltage must all be taken into consideration.

The XP8 is rated in Amps as a guideline but the Kilowattage requirement of a given application provides a far more accurate method for calculating torch selection.

Kilowattage represents the total power rating required and is calculated as follows:

$$\frac{\text{Welding Amps} \times \text{Welding Volts}}{1000} = \text{kW}$$

(Amps x Volts = Watts, 1000 Watts = 1 kW)

Table to show the affect on XP8 performance when using alternate gas types

Model	Mixed Gas (80/20)		Mixed Gas (95/5)		100% CO ₂	
	Amps	kW	Amps	kW	Amps	kW
XP8-200A	200	6.0	200	6.0	260	7.8

Note: All ratings are based on a nominal gas flow of 18lpm. A lower gas flow will result in an increase in working temperature but it will not have any adverse affect as long as the gas flow is within the accepted limits for the welding amperage.

Model

Stock Code	Description
XP200A-30E	Welding Torch Package c/w Euro Fitting x 3m
XP200A-40E	Welding Torch Package c/w Euro Fitting x 4m
XP200A-50E	Welding Torch Package c/w Euro Fitting x 5m

Nozzles

Stock Code	Description
A XP2002-10	Tapered Nozzle 3/8"/10mm
XP2002-13	Tapered Nozzle 1/2"/13mm
XP2002-16*	Conical Nozzle 5/8"/16mm
XP2002-16L	Conical Nozzle 5/8"/16mm Extended
XP2002-19	Cylindrical Nozzle 3/4"/19mm
XP2002-19L	Cylindrical Nozzle 3/4"/19mm Extended
B XP2002-07T	Long Tapered Nozzle 3mm/1/8" 7mm/9/32"
XP2002-10T	Long Tapered Nozzle 3mm/1/8" 10mm/3/8"

Contact Tips

Stock Code	Description
C XP2003-06	Contact Tip .023"/0.6mm M8 CuCrZr
XP2003-08	Contact Tip .030"/0.8mm M8 CuCrZr
XP2003-09	Contact Tip .035"/0.9mm M8 CuCrZr
XP2003-10*	Contact Tip .040"/1.0mm M8 CuCrZr
XP2003-10A	Contact Tip .040"/1.0mm M8 CuCrZr Al
XP2003-12	Contact Tip .045"/1.2mm M8 CuCrZr
XP2003-12A	Contact Tip .045"/1.2mm M8 CuCrZr Al
D XP2003-06T	Tapered Contact Tip 0.6mm/.023" CuCrZr
XP2003-08T	Tapered Contact Tip 0.8mm/.030" CuCrZr
XP2003-09T	Tapered Contact Tip 0.9mm/.035" CuCrZr
XP2003-10T	Tapered Contact Tip 1.0mm/.040" CuCrZr
XP2003-12T	Tapered Contact Tip 1.2mm/.045" CuCrZr

Liners

Stock Code	Description
E XP2024-09-30	Steel Liner .023-.035"/0.6-0.9mm x 3m/10ft
XP2024-09-40	Steel Liner .023-.035"/0.6-0.9mm x 4m/13ft
XP2024-09-50	Steel Liner .023-.035"/0.6-0.9mm x 5m/16ft
XP2024-12-30*	Steel Liner .040-.045"/1.0-1.2mm x 3m/10ft
XP2024-12-40*	Steel Liner .040-.045"/1.0-1.2mm x 4m/13ft
XP2024-12-50*	Steel Liner .040-.045"/1.0-1.2mm x 5m/16ft
NI XP2024PC-12-30	Poly-Copper Liner .030-.045"/0.8-1.2mm x 3m/10ft
XP2024PC-12-40	Poly-Copper Liner .030-.045"/0.8-1.2mm x 4m/13ft
XP2024PC-12-50	Poly-Copper Liner .030-.045"/0.8-1.2mm x 5m/16ft
XP2024PS-12-30	Poly-Steel Liner .030-.045"/0.8-1.2mm x 3m/10ft
XP2024PS-12-40	Poly-Steel Liner .030-.045"/0.8-1.2mm x 4m/13ft
XP2024PS-12-50	Poly-Steel Liner .030-.045"/0.8-1.2mm x 5m/16ft

Components

* Denotes Standard Build

Stock Code	Description
1 XP2004B*	Diffuser-Plastic-M8 Head
NI XP2004C	Diffuser-Ceramic-M8 Head
2 XP2005*	Head Assembly-M8 Tips
3 XP2005T	Head Assembly-M8 Tapered Tips
NI XP2006B	Heat Shield-Moulded-M8 Head
4 XP2006A*	Aluminium Heat Shield-M8 Head
5 XP2001	Swan Neck
6 XP2016	Lock Nut M12
7 XP2088	Cable Support
8 XP3009	Handle Lock Nut
9 XP2010-30	Hyperflex™ Cable Assembly x 3m/10ft
XP2010-40	Hyperflex™ Cable Assembly x 4m/13ft
XP2010-50	Hyperflex™ Cable Assembly x 5m/16ft
10 XP2011	Cable Terminal Female
11 XP2112	Handle Kit c/w Lock Nut and Support
12 XP2013	Hanger Hook
13 XP2014	Trigger Assembly
14 XP2015	Cable Terminal Male
15 XP2017	Cable Support
16 XP2018	Air Cooled Gun Plug Housing c/w Nut
17 XP2019	Gun Plug Screw
18 XP2020	Gun Plug Nut
19 Spring Pin 2	Spring Pin Assembly
20 XP2022	Gun Plug Body c/w Spring Pins
21 XP2023	Euro Body 'O' Ring
22 XP2025	Liner Nipple 'O' Rings
23 XP2026	Liner Retaining Nut

Parweld XP8 Torches enable you to repair the Neck End of the Power Cable, please use Stock Code: XP2042: 200A Power Cable Repair Kit

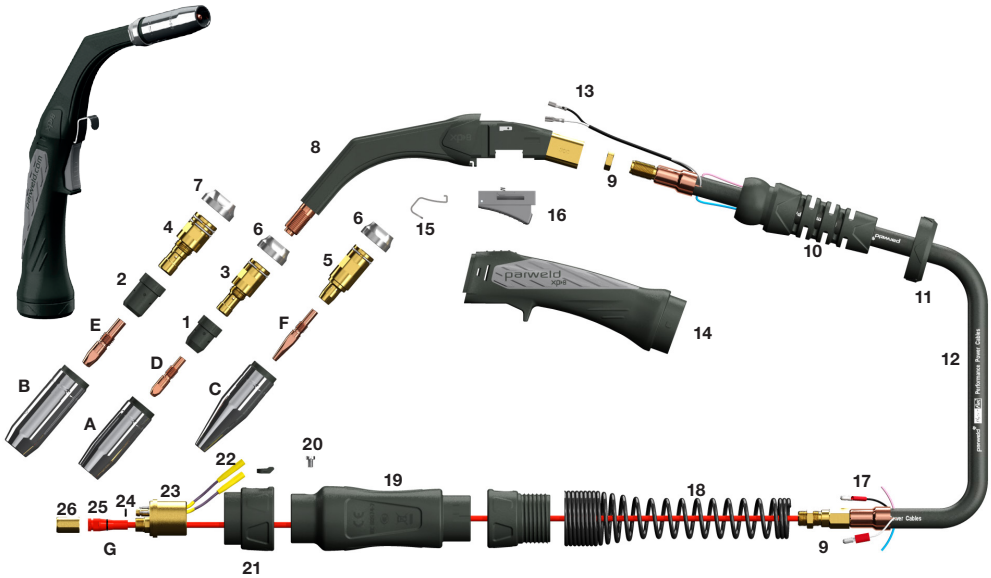
Roll Marking

All Parweld consumables are roll marked to enable you to identify genuine Parweld product.

XP8 300A

Air Cooled MIG Welding Torch

300A, 8.7kW, Mixed Gas (80/20) @ 80% Duty Cycle, EN60974-7 .030"- .045"/0.8mm to 1.2mm Wires



Selecting the correct XP8 Torch

Amperages and duty cycles alone are arbitrary measures of a torches capability.

For a more accurate appreciation wire type, gas type, flow rate and open circuit voltage must all be taken into consideration.

The XP8 is rated in Amps as a guideline but the Kilowattage requirement of a given application provides a far more accurate method for calculating torch selection.

Kilowattage represents the total power rating required and is calculated as follows:

$$\frac{\text{Welding Amps} \times \text{Welding Volts}}{1000} = \text{kW}$$

(Amps x Volts = Watts, 1000 Watts = 1 kW)

Table to show the affect on XP8 performance when using alternate gas types

Model	Mixed Gas (80/20)		Mixed Gas (95/5)		100% CO ₂	
	Amps	kW	Amps	kW	Amps	kW
XP8-300A	300	8.7	280	8.4	375	11.7

Note: All ratings are based on a nominal gas flow of 18lpm. A lower gas flow will result in an increase in working temperature but it will not have any adverse affect as long as the gas flow is within the accepted limits for the welding amperage.

Models

Stock Code	Description
XP300A-30E	Welding Torch Package c/w Euro Fitting x 3m
XP300A-40E	Welding Torch Package c/w Euro Fitting x 4m
XP300A-50E	Welding Torch Package c/w Euro Fitting x 5m

Nozzles

Stock Code	Description
A XP2002-10	Tapered Nozzle 3/8"/10mm
XP2002-13	Tapered Nozzle 1/2"/13mm
XP2002-16*	Conical Nozzle 5/8"/16mm
XP2002-16L	Conical Nozzle 5/8"/16mm Extended
XP2002-19	Cylindrical Nozzle 3/4"/19mm
XP2002-19L	Cylindrical Nozzle 3/4"/19mm Extended
B XP3002-13	Tapered Nozzle 1/2"/13mm
XP3002-16	Conical Nozzle 5/8"/16mm
XP3002-16L	Conical Nozzle 5/8"/16mm Extended
XP3002-19	Cylindrical Nozzle 3/4"/19mm
XP3002-19L	Cylindrical Nozzle 3/4"/19mm Extended
C XP2002-07T	Long Tapered Nozzle 3mm/1/8" 7mm/9/32"
XP2002-10T	Long Tapered Nozzle 3mm/1/8" 10mm/3/8"

Contact Tips

Stock Code	Description
D XP2003-08	Contact Tip .030"/0.8mm M8 CuCrZr
XP2003-09	Contact Tip .035"/0.9mm M8 CuCrZr
XP2003-10	Contact Tip .040"/1.0mm M8 CuCrZr
XP2003-10A	Contact Tip .040"/1.0mm M8 CuCrZr Al
XP2003-12*	Contact Tip .045"/1.2mm M8 CuCrZr
XP2003-12A	Contact Tip .045"/1.2mm M8 CuCrZr Al
E XP3003-08	Contact Tip .030"/0.8mm M10 CuCrZr
XP3003-09	Contact Tip .035"/0.9mm M10 CuCrZr
XP3003-10	Contact Tip .040"/1.0mm M10 CuCrZr
XP3003-10A	Contact Tip .040"/1.0mm M10 CuCrZr Al
XP3003-12	Contact Tip .045"/1.2mm M10 CuCrZr
XP3003-12A	Contact Tip .045"/1.2mm M10 CuCrZr Al
F XP2003-06T	Tapered Contact Tip 0.6mm/.023" CuCrZr
XP2003-08T	Tapered Contact Tip 0.8mm/.030" CuCrZr
XP2003-09T	Tapered Contact Tip 0.9mm/.035" CuCrZr
XP2003-10T	Tapered Contact Tip 1.0mm/.040" CuCrZr
XP2003-12T	Tapered Contact Tip 1.2mm/.045" CuCrZr

Liners

Stock Code	Description
G XP2024-09-30	Steel Liner .023-.035"/0.6-0.9mm x 3m/10ft
XP2024-09-40	Steel Liner .023-.035"/0.6-0.9mm x 4m/13ft
XP2024-09-50	Steel Liner .023-.035"/0.6-0.9mm x 5m/16ft
XP2024-12-30*	Steel Liner .040-.045"/1.0-1.2mm x 3m/10ft
XP2024-12-40*	Steel Liner .040-.045"/1.0-1.2mm x 4m/13ft
XP2024-12-50*	Steel Liner .040-.045"/1.0-1.2mm x 5m/16ft
NI XP2024PC-12-30	Poly-Copper Liner .030-.045"/0.8-1.2mm x 3m/10ft
XP2024PC-12-40	Poly-Copper Liner .030-.045"/0.8-1.2mm x 4m/13ft
XP2024PC-12-50	Poly-Copper Liner .030-.045"/0.8-1.2mm x 5m/16ft
XP2024PS-12-30	Poly-Steel Liner .030-.045"/0.8-1.2mm x 3m/10ft
XP2024PS-12-40	Poly-Steel Liner .030-.045"/0.8-1.2mm x 4m/13ft
XP2024PS-12-50	Poly-Steel Liner .030-.045"/0.8-1.2mm x 5m/16ft

Components

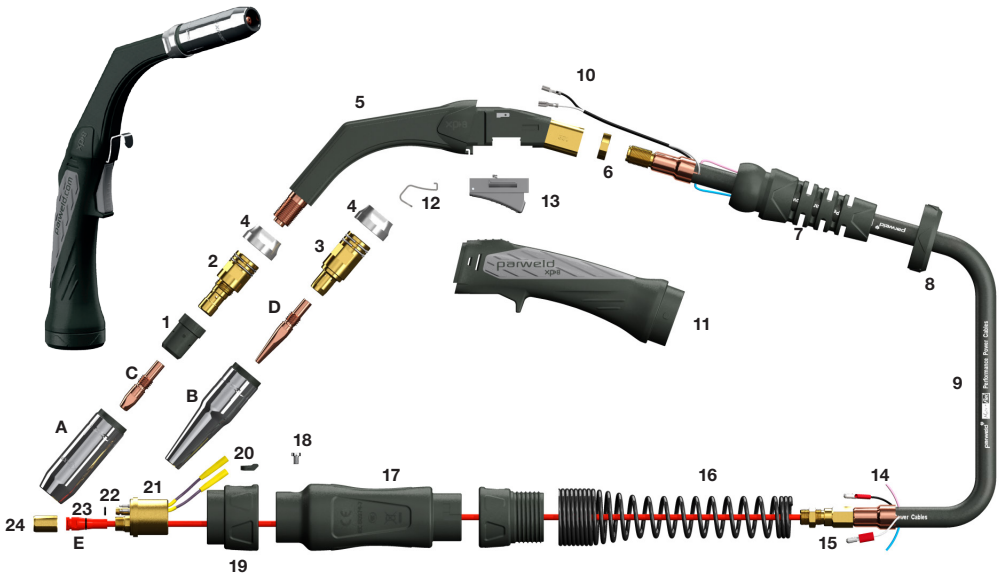
Stock Code	Description
1 XP2004B*	Diffuser-Plastic-M8 Head
NI XP2004C	Diffuser-Ceramic-M8 Head
2 XP3004B	Diffuser-Moulded c/w Ceramic Insert-M10 Head
NI XP3004C	Diffuser-Ceramic-M10 Head
3 XP2005*	Head Assembly-M8 Tips
4 XP3005	Head Assembly-M10 Tips
5 XP2005T	Head Assembly-M8 Tapered Tips
6 XP2006A*	Aluminium Heat Shield-M8 Head
NI XP2006B	Heat Shield-Moulded-M8 Head
7 XP3006A	Aluminium Heat Shield-M10 Head
NI XP3006B	Heat Shield-Moulded-M10 Head
8 XP3001	Swan Neck
9 XP2016	Lock Nut M12
10 XP3088	Cable Support
11 XP3009	Handle Lock Nut
12 XP3010-30	Hyperflex™ Cable Assembly x 3m/10ft
XP3010-40	Hyperflex™ Cable Assembly x 4m/13ft
XP3010-50	Hyperflex™ Cable Assembly x 5m/16ft
13 XP2011	Cable Terminal Female
14 XP2112	Handle Kit c/w Lock Nut and Support
15 XP2013	Hanger Hook
16 XP2014	Trigger Assembly
17 XP2015	Cable Terminal Male
18 XP3017	Cable Support
19 XP2018	Air Cooled Gun Plug Housing c/w Nut
20 XP2019	Gun Plug Screw
21 XP2020	Gun Plug Nut
22 Spring Pin 2	Spring Pin Assembly
23 XP2022	Gun Plug Body c/w Spring Pins
24 XP2023	Euro Body 'O' Ring
25 XP2025	Liner Nipple 'O' Rings
26 XP2026	Liner Retaining Nut

Parweld XP8 Torches enable you to repair the Neck End of the Power Cable, please use Stock Code: XP3042: 300A Power Cable Repair Kit

XP8 350A

Air Cooled MIG Welding Torch

350A, 10.5kW, Mixed Gas (80/20) @ 80% Duty Cycle, EN60974-7 .040"-1/16"/1.0mm to 1.6mm Wires



Selecting the correct XP8 Torch

Amperages and duty cycles alone are arbitrary measures of a torches capability.

For a more accurate appreciation wire type, gas type, flow rate and open circuit voltage must all be taken into consideration.

The XP8 is rated in Amps as a guideline but the Kilowattage requirement of a given application provides a far more accurate method for calculating torch selection.

Kilowattage represents the total power rating required and is calculated as follows:

$$\frac{\text{Welding Amps} \times \text{Welding Volts}}{1000} = \text{kW}$$

(Amps x Volts = Watts , 1000 Watts = 1 kW)

Table to show the affect on XP8 performance when using alternate gas types

Model	Mixed Gas (80/20)		Mixed Gas (95/5)		100% CO ₂	
	Amps	kW	Amps	kW	Amps	kW
XP8-350A	350	10.5	300	9.0	425	14.9

Note: All ratings are based on a nominal gas flow of 18lpm. A lower gas flow will result in an increase in working temperature but it will not have any adverse affect as long as the gas flow is within the accepted limits for the welding amperage.

Models

Stock Code	Description
XP350A-30E	Welding Torch Package c/w Euro Fitting x 3m
XP350A-40E	Welding Torch Package c/w Euro Fitting x 4m
XP350A-50E	Welding Torch Package c/w Euro Fitting x 5m

Nozzles

Stock Code	Description
A XP3002-13	Tapered Nozzle 1/2"/13mm
XP3002-16*	Conical Nozzle 5/8"/16mm
XP3002-16L	Conical Nozzle 5/8"/16mm Extended
XP3002-19	Cylindrical Nozzle 3/4"/19mm
XP3002-19L	Cylindrical Nozzle 3/4"/19mm Extended
B XP3002-10T	Long Tapered Nozzle 3mm/1/8" 10mm/3/8"

Contact Tips

Stock Code	Description
C XP3003-10	Contact Tip .040"/1.0mm M10 CuCrZr
XP3003-10A	Contact Tip .040"/1.0mm M10 CuCrZr Al
XP3003-12*	Contact Tip .045"/1.2mm M10 CuCrZr
XP3003-12A	Contact Tip .045"/1.2mm M10 CuCrZr Al
XP3003-13	Contact Tip .052"/1.3mm M10 CuCrZr
XP3003-14	Contact Tip .055"/1.4mm M10 CuCrZr
XP3003-16	Contact Tip 1/16"/1.6mm M10 CuCrZr
D XP3003-10T	Tapered Contact Tip 1.0mm/.040" CuCrZr
XP3003-12T	Tapered Contact Tip 1.2mm/.045" CuCrZr
XP3003-13T	Tapered Contact Tip 1.3mm/.052" CuCrZr
XP3003-14T	Tapered Contact Tip 1.4mm/.055" CuCrZr
XP3003-16T	Tapered Contact Tip 1.6mm/1/16" CuCrZr

Liners

Stock Code	Description
E XP3524-12-30*	Steel Liner .040-.045"/1.0-1.2mm x 3m/10ft
XP3524-12-40*	Steel Liner .040-.045"/1.0-1.2mm x 4m/13ft
XP3524-12-50*	Steel Liner .040-.045"/1.0-1.2mm x 5m/16ft
XP3524-16-30	Steel Liner .045-.063"/1.2-1.6mm x 3m/10ft
XP3524-16-40	Steel Liner .045-.063"/1.2-1.6mm x 4m/13ft
XP3524-16-50	Steel Liner .045-.063"/1.2-1.6mm x 5m/16ft
NI XP2024PC-12-30	Poly-Copper Liner .030-.045"/0.8-1.2mm x 3m/10ft
XP2024PC-12-40	Poly-Copper Liner .030-.045"/0.8-1.2mm x 4m/13ft
XP2024PC-12-50	Poly-Copper Liner .030-.045"/0.8-1.2mm x 5m/16ft
XP3524PC-16-30	Poly-Copper Liner .045-.063"/1.2-1.6mm x 3m/10ft
XP3524PC-16-40	Poly-Copper Liner .045-.063"/1.2-1.6mm x 4m/13ft
XP3524PC-16-50	Poly-Copper Liner .045-.063"/1.2-1.6mm x 5m/16ft
XP2024PS-12-30	Poly-Steel Liner .030-.045"/0.8-1.2mm x 3m/10ft
XP2024PS-12-40	Poly-Steel Liner .030-.045"/0.8-1.2mm x 4m/13ft
XP2024PS-12-50	Poly-Steel Liner .030-.045"/0.8-1.2mm x 5m/16ft
XP3524PS-16-30	Poly-Steel Liner .045-.063"/1.2-1.6mm x 3m/10ft
XP3524PS-16-40	Poly-Steel Liner .045-.063"/1.2-1.6mm x 4m/13ft
XP3524PS-16-50	Poly-Steel Liner .045-.063"/1.2-1.6mm x 5m/16ft

Components

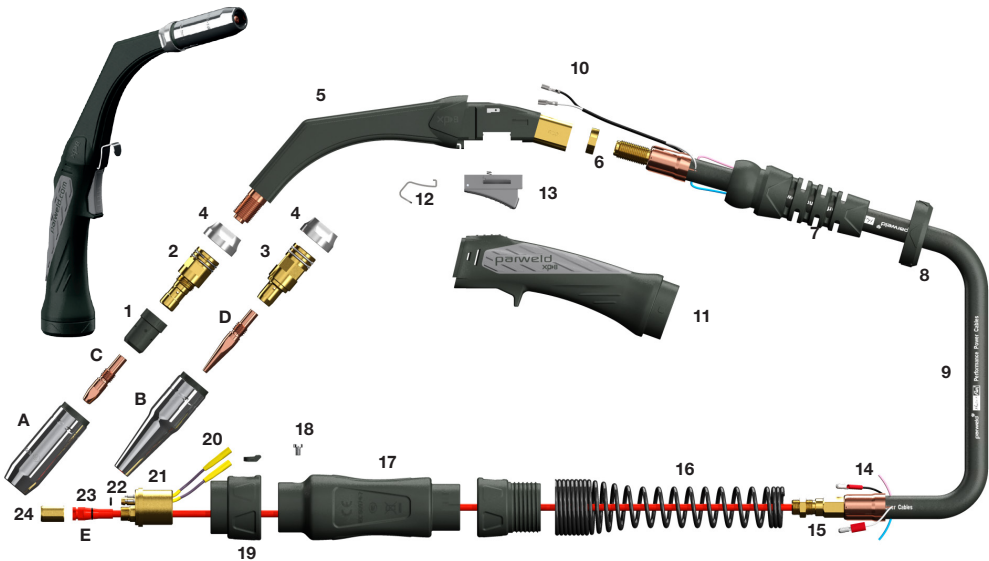
Stock Code	Description
1 XP3004B*	Diffuser-Moulded c/w Ceramic Insert-M10 Head
NI XP3004C	Diffuser-Ceramic-M10 Head
2 XP3505*	Head Assembly-M10 Tips
3 XP3505T	Head Assembly-M10 Tapered Tips
4 XP3506A*	Aluminium Heat Shield-M10 Head
NI XP3506B	Heat Shield-Moulded-M10 Head
5 XP3501	Swan Neck
6 XP3507	Lock Nut M14
7 XP3088	Cable Support
8 XP3009	Handle Lock Nut
9 XP3510-30	Hyperflex™ Cable Assembly x 3m/10ft
XP3510-40	Hyperflex™ Cable Assembly x 4m/13ft
XP3510-50	Hyperflex™ Cable Assembly x 5m/16ft
10 XP2011	Cable Terminal Female
11 XP2112	Handle Kit c/w Lock Nut and Support
12 XP2013	Hanger Hook
13 XP2014	Trigger Assembly
14 XP2015	Cable Terminal Male
15 XP2016	Lock Nut M12
16 XP3017	Cable Support
17 XP2018	Air Cooled Gun Plug Housing c/w Nut
18 XP2019	Gun Plug Screw
19 XP2020	Gun Plug Nut
20 Spring Pin 2	Spring Pin Assembly
21 XP2022	Gun Plug Body c/w Spring Pins
22 XP2023	Euro Body 'O' Ring
23 XP2025	Liner Nipple 'O' Rings
24 XP2026	Liner Retaining Nut

Parweld XP8 Torches enable you to repair the Neck End of the Power Cable, please use Stock Code: XP3542: 350A Power Cable Repair Kit

XP8 400A

Air Cooled MIG Welding Torch

400A, 12kW, Mixed Gas (80/20) @ 80% Duty Cycle, EN60974-7 .045"-3/32"/1.2mm to 2.4mm Wires



Selecting the correct XP8 Torch

Amperages and duty cycles alone are arbitrary measures of a torches capability.

For a more accurate appreciation wire type, gas type, flow rate and open circuit voltage must all be taken into consideration.

The XP8 is rated in Amps as a guideline but the Kilowattage requirement of a given application provides a far more accurate method for calculating torch selection.

Kilowattage represents the total power rating required and is calculated as follows:

$$\frac{\text{Welding Amps} \times \text{Welding Volts}}{1000} = \text{kW}$$

(Amps x Volts = Watts , 1000 Watts = 1 kW)

Table to show the affect on XP8 performance when using alternate gas types

Model	Mixed Gas (80/20)		Mixed Gas (95/5)		100% CO ₂	
	Amps	kW	Amps	kW	Amps	kW
XP8-400A	400	12.0	300	9.0	480	17.2

Note: All ratings are based on a nominal gas flow of 18lpm. A lower gas flow will result in an increase in working temperature but it will not have any adverse affect as long as the gas flow is within the accepted limits for the welding amperage.

Models

Stock Code	Description
XP400A-30E	Welding Torch Package c/w Euro Fitting x 3m
XP400A-40E	Welding Torch Package c/w Euro Fitting x 4m
XP400A-50E	Welding Torch Package c/w Euro Fitting x 5m

Nozzles

Stock Code	Description
A XP3002-13	Tapered Nozzle 1/2"/13mm
XP3002-16*	Conical Nozzle 5/8"/16mm
XP3002-16L	Conical Nozzle 5/8"/16mm Extended
XP3002-19	Cylindrical Nozzle 3/4"/19mm
XP3002-19L	Cylindrical Nozzle 3/4"/19mm Extended
B XP3002-10T	Long Tapered Nozzle 3mm/1/8" 10mm/3/8"

Contact Tips

Stock Code	Description
C XP3003-10A	Contact Tip .040"/1.0mm M10 CuCrZr Al
XP3003-12*	Contact Tip .045"/1.2mm M10 CuCrZr
XP3003-12A	Contact Tip .045"/1.2mm M10 CuCrZr Al
XP3003-13	Contact Tip .052"/1.3mm M10 CuCrZr
XP3003-14	Contact Tip .055"/1.4mm M10 CuCrZr
XP3003-16	Contact Tip 1/16"/1.6mm M10 CuCrZr
XP3003-18	Contact Tip .071"/1.8mm M10 CuCrZr
XP3003-20	Contact Tip 5/64"/2.0mm M10 CuCrZr
XP3003-24	Contact Tip 3/32"/2.4mm M10 CuCrZr
D XP3003-10T	Tapered Contact Tip 1.0mm/.040" CuCrZr
XP3003-12T	Tapered Contact Tip 1.2mm/.045" CuCrZr
XP3003-13T	Tapered Contact Tip 1.3mm/.052" CuCrZr
XP3003-14T	Tapered Contact Tip 1.4mm/.055" CuCrZr
XP3003-16T	Tapered Contact Tip 1.6mm/1/16" CuCrZr
XP3003-18T	Tapered Contact Tip 1.8mm/.071" CuCrZr
XP3003-20T	Tapered Contact Tip 2.0mm/5/64" CuCrZr
XP3003-24T	Tapered Contact Tip 2.4mm/3/32" CuCrZr

Liners

Stock Code	Description
E XP3524-12-30*	Steel Liner .040-.045"/1.0-1.2mm x 3m/10ft
XP3524-12-40*	Steel Liner .040-.045"/1.0-1.2mm x 4m/13ft
XP3524-12-50*	Steel Liner .040-.045"/1.0-1.2mm x 5m/16ft
XP3524-16-30	Steel Liner .045-.063"/1.2-1.6mm x 3m/10ft
XP3524-16-40	Steel Liner .045-.063"/1.2-1.6mm x 4m/13ft
XP3524-16-50	Steel Liner .045-.063"/1.2-1.6mm x 5m/16ft
XP4024-24-30	Steel Liner .080-.095"/2.0-2.4mm x 3m/10ft
XP4024-24-40	Steel Liner .080-.095"/2.0-2.4mm x 4m/13ft
XP4024-24-50	Steel Liner .080-.095"/2.0-2.4mm x 5m/16ft
NI XP3524PC-16-30	Poly-Copper Liner .045-.063"/1.2-1.6mm x 3m/10ft
XP3524PC-16-40	Poly-Copper Liner .045-.063"/1.2-1.6mm x 4m/13ft
XP3524PC-16-50	Poly-Copper Liner .045-.063"/1.2-1.6mm x 5m/16ft
XP4024PC-20-30	Poly-Copper Liner .063-.080"/1.6-2.0mm x 3m/10ft
XP4024PC-20-40	Poly-Copper Liner .063-.080"/1.6-2.0mm x 4m/13ft
XP4024PC-20-50	Poly-Copper Liner .063-.080"/1.6-2.0mm x 5m/16ft
XP3524PS-16-30	Poly-Steel Liner .045-.063"/1.2-1.6mm x 3m/10ft
XP3524PS-16-40	Poly-Steel Liner .045-.063"/1.2-1.6mm x 4m/13ft
XP3524PS-16-50	Poly-Steel Liner .045-.063"/1.2-1.6mm x 5m/16ft
XP4024PS-20-30	Poly-Steel Liner .063-.080"/1.6-2.0mm x 3m/10ft
XP4024PS-20-40	Poly-Steel Liner .063-.080"/1.6-2.0mm x 4m/13ft
XP4024PS-20-50	Poly-Steel Liner .063-.080"/1.6-2.0mm x 5m/16ft

Components

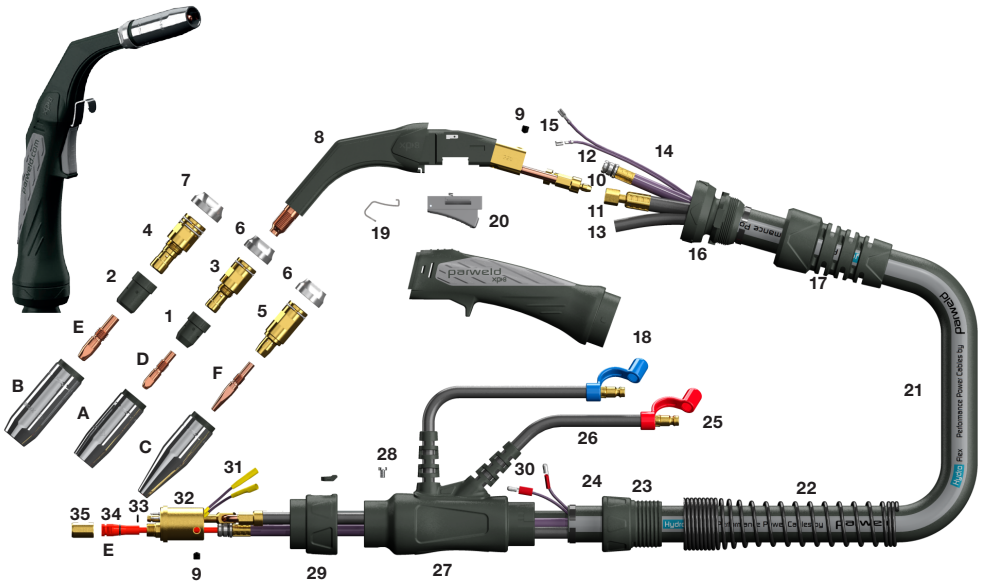
Stock Code	Description
1 XP3004B*	Diffuser-Moulded c/w Ceramic Insert-M10 Head
NI XP3004C	Diffuser-Ceramic-M10 Head
2 XP3505*	Head Assembly-M10 Tips
3 XP3505T	Head Assembly-M10 Tapered Tips
4 XP3506A*	Aluminium Heat Shield-M10 Head
NI XP3506B	Heat Shield-Moulded-M10 Head
5 XP4001	Swan Neck
6 XP3507	Lock Nut M14
7 XP3088	Cable Support
8 XP3009	Handle Lock Nut
9 XP4010-30	Hyperflex™ Cable Assembly x 3m/10ft
XP4010-40	Hyperflex™ Cable Assembly x 4m/13ft
XP4010-50	Hyperflex™ Cable Assembly x 5m/16ft
10 XP2011	Cable Terminal Female
11 XP2112	Handle Kit c/w Lock Nut and Support
12 XP2013	Hanger Hook
13 XP2014	Trigger Assembly
14 XP2015	Cable Terminal Male
15 XP2016	Lock Nut M12
16 XP3088	Cable Support
17 XP2018	Air Cooled Gun Plug Housing c/w Nut
18 XP2019	Gun Plug Screw
19 XP2020	Gun Plug Nut
20 Spring Pin 2	Spring Pin Assembly
21 XP2022	Gun Plug Body c/w Spring Pins
22 XP2023	Euro Body 'O' Ring
23 XP2025	Liner Nipple 'O' Rings
24 XP2026	Liner Retaining Nut

Parweld XP8 Torches enable you to repair the Neck End of the Power Cable, please use Stock Code: XP4042: 400A Power Cable Repair Kit

XP8 320W

Water Cooled MIG Welding Torch

320A, 9.6kW, Mixed Gas (80/20) @ 100% Duty Cycle, EN60974-7 .030"-1/16"/0.8mm to 1.6mm Wires



Selecting the correct XP8 Torch

Amperages and duty cycles alone are arbitrary measures of a torches capability.

For a more accurate appreciation wire type, gas type, flow rate and open circuit voltage must all be taken into consideration.

The XP8 is rated in Amps as a guideline but the Kilowattage requirement of a given application provides a far more accurate method for calculating torch selection.

Kilowattage represents the total power rating required and is calculated as follows:

$$\frac{\text{Welding Amps} \times \text{Welding Volts}}{1000} = \text{kW}$$

(Amps x Volts = Watts , 1000 Watts = 1 kW)

Table to show the affect on XP8 performance when using alternate gas types

Model	Mixed Gas (80/20)		Mixed Gas (95/5)		100% CO ₂	
	Amps	kW	Amps	kW	Amps	kW
XP8-320W	320	9.6	320	9.6	320	9.6

Note: All ratings are based on a nominal gas flow of 18lpm. A lower gas flow will result in an increase in working temperature but it will not have any adverse affect as long as the gas flow is within the accepted limits for the welding amperage.

Models

Stock Code	Description
XP320W-30E	Welding Torch Package c/w Euro Fitting x 3m
XP320W-40E	Welding Torch Package c/w Euro Fitting x 4m
XP320W-50E	Welding Torch Package c/w Euro Fitting x 5m

Nozzles

Stock Code	Description
A XP2002-10	Tapered Nozzle 3/8"/10mm
XP2002-13	Tapered Nozzle 1/2"/13mm
XP2002-16*	Conical Nozzle 5/8"/16mm
XP2002-16L	Conical Nozzle 5/8"/16mm Extended
XP2002-19	Cylindrical Nozzle 3/4"/19mm
XP2002-19L	Cylindrical Nozzle 3/4"/19mm Extended
B XP3002-13	Tapered Nozzle 1/2"/13mm
XP3002-16	Conical Nozzle 5/8"/16mm
XP3002-16L	Conical Nozzle 5/8"/16mm Extended
XP3002-19	Cylindrical Nozzle 3/4"/19mm
XP3002-19L	Cylindrical Nozzle 3/4"/19mm Extended
C XP2002-07T	Long Tapered Nozzle 3mm/1/8" 7mm/9/32"
XP2002-10T	Long Tapered Nozzle 3mm/1/8" 10mm/3/8"

Contact Tips

Stock Code	Description
D XP2003-08	Contact Tip .030"/0.8mm M8 CuCrZr
XP2003-09	Contact Tip .035"/0.9mm M8 CuCrZr
XP2003-10*	Contact Tip .040"/1.0mm M8 CuCrZr
XP2003-10A	Contact Tip .040"/1.0mm M8 CuCrZr Al
XP2003-12	Contact Tip .045"/1.2mm M8 CuCrZr
XP2003-12A	Contact Tip .045"/1.2mm M8 CuCrZr Al
XP2003-13	Contact Tip .052"/1.3mm M8 CuCrZr
E XP3003-08	Contact Tip .030"/0.8mm M10 CuCrZr
XP3003-10	Contact Tip .040"/1.0mm M10 CuCrZr
XP3003-10A	Contact Tip .040"/1.0mm M10 CuCrZr Al
XP3003-12	Contact Tip .045"/1.2mm M10 CuCrZr
XP3003-12A	Contact Tip .045"/1.2mm M10 CuCrZr Al
XP3003-13	Contact Tip .052"/1.3mm M10 CuCrZr
XP3003-14	Contact Tip .055"/1.4mm M10 CuCrZr
XP3003-16	Contact Tip 1/16"/1.6mm M10 CuCrZr
F XP2003-06T	Tapered Contact Tip 0.6mm/.023" CuCrZr
XP2003-08T	Tapered Contact Tip 0.8mm/.030" CuCrZr
XP2003-09T	Tapered Contact Tip 0.9mm/.035" CuCrZr
XP2003-10T	Tapered Contact Tip 1.0mm/.040" CuCrZr
XP2003-12T	Tapered Contact Tip 1.2mm/.045" CuCrZr
XP2003-13T	Tapered Contact Tip 1.3mm/.052" CuCrZr
XP2003-14T	Tapered Contact Tip 1.4mm/.055" CuCrZr

Liners

Stock Code	Description
G XP2024-12-30*	Steel Liner .040-.045"/1.0-1.2mm x 3m/10ft
XP2024-12-40*	Steel Liner .040-.045"/1.0-1.2mm x 4m/13ft
XP2024-12-50*	Steel Liner .040-.045"/1.0-1.2mm x 5m/16ft
XP3524-16-30	Steel Liner .045-.063"/1.2-1.6mm x 3m/10ft
XP3524-16-40	Steel Liner .045-.063"/1.2-1.6mm x 4m/13ft
XP3524-16-50	Steel Liner .045-.063"/1.2-1.6mm x 5m/16ft
NI XP2024PC-12-30	Poly-Copper Liner .030-.045"/0.8-1.2mm x 3m/10ft
XP2024PC-12-40	Poly-Copper Liner .030-.045"/0.8-1.2mm x 4m/13ft

Stock Code Description

NI XP2024PC-12-50	Poly-Copper Liner .030-.045"/0.8-1.2mm x 5m/16ft
XP2024PS-12-30	Poly-Steel Liner .030-.045"/0.8-1.2mm x 3m/10ft
XP2024PS-12-40	Poly-Steel Liner .030-.045"/0.8-1.2mm x 4m/13ft
XP2024PS-12-50	Poly-Steel Liner .030-.045"/0.8-1.2mm x 5m/16ft
XP3524PS-16-30	Poly-Steel Liner .045-.063"/1.2-1.6mm x 3m/10ft
XP3524PS-16-40	Poly-Steel Liner .045-.063"/1.2-1.6mm x 4m/13ft
XP3524PS-16-50	Poly-Steel Liner .045-.063"/1.2-1.6mm x 5m/16ft

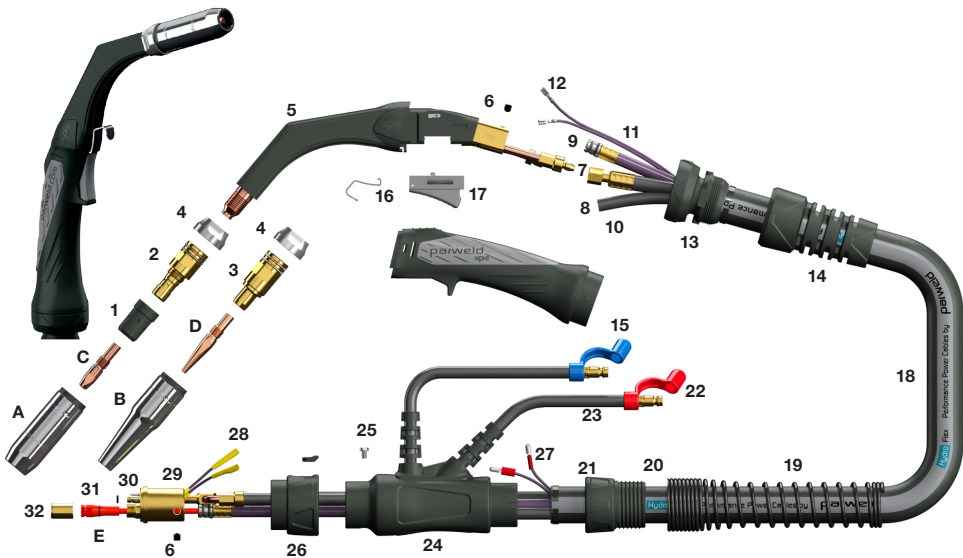
Components

Stock Code	Description
1 XP2004B*	Diffuser-Plastic-M8 Head
NI XP2004C	Diffuser-Ceramic-M8 Head
2 XP3004B	Diffuser-Moulded c/w Ceramic Insert-M10 Head
NI XP3004C	Diffuser-Ceramic-M10 Head
3 XP2005*	Head Assembly-M8 Tips
4 XP3005	Head Assembly-M10 Tips
5 XP2005T	Head Assembly-M8 Tapered Tips
6 XP2006A*	Aluminium Heat Shield-M8 Head
NI XP2006B	Heat Shield-Moulded-M8 Head
7 XP3006A	Aluminium Heat Shield-M10 Head
NI XP3006B	Heat Shield-Moulded-M10 Head
8 XP3201	Swan Neck
9 XP3228	Grub Screw-M6
10 XP3229	O' Ring Pack
11 XP3230-30	Power Cable Assembly x 3m/10ft
XP3230-40	Power Cable Assembly x 4m/13ft
XP3230-50	Power Cable Assembly x 5m/16ft
12 XP3231-30	Liner Conduit Assembly x 3m/10ft
XP3231-40	Liner Conduit Assembly x 4m/13ft
XP3231-50	Liner Conduit Assembly x 5m/16ft
13 XP3232-30	Water Hose Assembly x 3m/10ft
XP3232-40	Water Hose Assembly x 4m/13ft
XP3232-50	Water Hose Assembly x 5m/16ft
14 XP3233-30	Switch Lead Assembly x 3m/10ft
XP3233-40	Switch Lead Assembly x 4m/13ft
XP3233-50	Switch Lead Assembly x 5m/16ft
15 XP2011	Cable Terminal Female
16 XP3224	Ball Joint Assembly
17 XP3288	Cable Support
18 XP3112	Handle Kit c/w Ball Joint and Support
19 XP2013	Hanger Hook
20 XP2014	Trigger Assembly
21 XP3235-30	Canvas Cover Assembly x 3m/10ft
XP3235-40	Canvas Cover Assembly x 4m/13ft
XP3235-50	Canvas Cover Assembly x 5m/16ft
22 XP3018	Cable Support
23 XP3027	Cable Support Nut
24 XP3236	Canvas Cover Clamp and Retainer
25 XP3237	Water Hose Nipple
26 XP3238	Water Outlet Hose Assembly
27 XP3240	Water Cooled Housing c/w Supports
28 XP2019	Gun Plug Screw
29 XP2020	Gun Plug Nut
30 XP2015	Cable Terminal Male
31 Spring Pin 2	Spring Pin Assembly
32 XP3241	Gun Plug Body c/w Spring Pins
33 XP2023	Gun Plug Body 'O' Ring
34 XP2025	Liner Nipple 'O' Rings
35 XP2026	Liner Retaining Nut

XP8 450W

Water Cooled MIG Welding Torch

450A, 15.8kW, Mixed Gas (80/20) @ 100% Duty Cycle, EN60974-7 .040"-3/32"/1.0mm to 2.4mm Wires



Selecting the correct XP8 Torch

Amperages and duty cycles alone are arbitrary measures of a torches capability.

For a more accurate appreciation wire type, gas type, flow rate and open circuit voltage must all be taken into consideration.

The XP8 is rated in Amps as a guideline but the Kilowattage requirement of a given application provides a far more accurate method for calculating torch selection.

Kilowattage represents the total power rating required and is calculated as follows:

$$\frac{\text{Welding Amps} \times \text{Welding Volts}}{1000} = \text{kW}$$

(Amps x Volts = Watts , 1000 Watts = 1 kW)

Table to show the affect on XP8 performance when using alternate gas types

Model	Mixed Gas (80/20)		Mixed Gas (95/5)		100% CO ₂	
	Amps	kW	Amps	kW	Amps	kW
XP8-450W	450	15.8	450	15.8	450	15.8

Note: All ratings are based on a nominal gas flow of 18lpm. A lower gas flow will result in an increase in working temperature but it will not have any adverse affect as long as the gas flow is within the accepted limits for the welding amperage.

Models

Stock Code	Description
XP450W-30E	Welding Torch Package c/w Euro Fitting x 3m
XP450W-40E	Welding Torch Package c/w Euro Fitting x 4m
XP450W-50E	Welding Torch Package c/w Euro Fitting x 5m

Nozzles

Stock Code	Description
A XP3002-13	Tapered Nozzle 1/2"***/13mm
XP3002-16*	Conical Nozzle 5/8"/16mm
XP3002-16L	Conical Nozzle 5/8"/16mm Extended
XP3002-19	Cylindrical Nozzle 3/4"/19mm
XP3002-19L	Cylindrical Nozzle 3/4"/19mm Extended
B XP3002-10T	Long Tapered Nozzle 3mm/1/8" 10mm/3/8"

Contact Tips

Stock Code	Description
C XP3003-10	Contact Tip .040"/1.0mm M10 M10 CuCrZr
XP3003-10A	Contact Tip .040"/1.0mm M10 CuCrZr Al
XP3003-12*	Contact Tip .045"/1.2mm M10 CuCrZr
XP3003-12A	Contact Tip .045"/1.2mm M10 CuCrZr Al
XP3003-13	Contact Tip .052"/1.3mm M10 CuCrZr
XP3003-14	Contact Tip .055"/1.4mm M10 CuCrZr
XP3003-16	Contact Tip 1/16"/1.6mm M10 CuCrZr
XP3003-20	Contact Tip 5/64"/2.0mm M10 CuCrZr
XP3003-24	Contact Tip 3/32"/2.4mm M10 CuCrZr
D XP3003-10T	Tapered Contact Tip 1.0mm/.040" CuCrZr
XP3003-12T	Tapered Contact Tip 1.2mm/.045" CuCrZr
XP3003-13T	Tapered Contact Tip 1.3mm/.052" CuCrZr
XP3003-14T	Tapered Contact Tip 1.4mm/.055" CuCrZr
XP3003-16T	Tapered Contact Tip 1.6mm/1/16" CuCrZr
XP3003-18T	Tapered Contact Tip 1.8mm/.071" CuCrZr
XP3003-20T	Tapered Contact Tip 2.0mm/5/64" CuCrZr
XP3003-24T	Tapered Contact Tip 2.4mm/3/32" CuCrZr

Liners

Stock Code	Description
E XP3524-12-30*	Steel Liner .040-.045"/1.0-1.2mm x 3m/10ft
XP3524-12-40*	Steel Liner .040-.045"/1.0-1.2mm x 4m/13ft
XP3524-12-50*	Steel Liner .040-.045"/1.0-1.2mm x 5m/16ft
XP3524-16-30	Steel Liner .063"/1.6mm x 3m/10ft
XP3524-16-40	Steel Liner .063"/1.6mm x 4m/13ft
XP3524-16-50	Steel Liner .063"/1.6mm x 5m/16ft
XP4024-24-30	Steel Liner .080-.095"/2.0-2.4mm x 3m/10ft
XP4024-24-40	Steel Liner .080-.095"/2.0-2.4mm x 4m/13ft
XP4024-24-50	Steel Liner .080-.095"/2.0-2.4mm x 5m/16ft
NI XP2024PC-12-30	Poly-Copper Liner .030-.045"/0.8-1.2mm x 3m/10ft
XP2024PC-12-40	Poly-Copper Liner .030-.045"/0.8-1.2mm x 4m/13ft
XP2024PC-12-50	Poly-Copper Liner .030-.045"/0.8-1.2mm x 5m/16ft
XP3524PC-16-30	Poly-Copper Liner .045-.063"/1.2-1.6mm x 3m/10ft
XP3524PC-16-40	Poly-Copper Liner .045-.063"/1.2-1.6mm x 4m/13ft
XP3524PC-16-50	Poly-Copper Liner .045-.063"/1.2-1.6mm x 5m/16ft
XP4024PC-20-30	Poly-Copper Liner .063-.080"/1.6-2.0mm x 3m/10ft
XP4024PC-20-40	Poly-Copper Liner .063-.080"/1.6-2.0mm x 4m/13ft

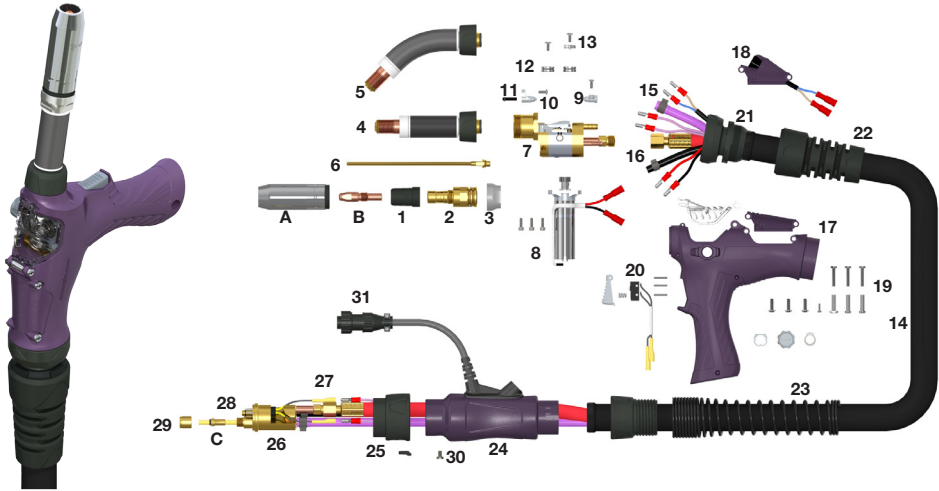
Stock Code	Description
NI XP4024PC-20-50	Poly-Copper Liner .063-.080"/1.6-2.0mm x 5m/16ft
XP3524PS-16-30	Poly-Steel Liner .045-.063"/1.2-1.6mm x 3m/10ft
XP3524PS-16-40	Poly-Steel Liner .045-.063"/1.2-1.6mm x 4m/13ft
XP3524PS-16-50	Poly-Steel Liner .045-.063"/1.2-1.6mm x 5m/16ft
XP4024PS-20-30	Poly-Steel Liner .063-.080"/1.6-2.0mm x 3m/10ft
XP4024PS-20-40	Poly-Steel Liner .063-.080"/1.6-2.0mm x 4m/13ft
XP4024PS-20-50	Poly-Steel Liner .063-.080"/1.6-2.0mm x 5m/16ft

Components

Stock Code	Description
1 XP3004B*	Diffuser Moulded-M10 Head
NI XP3004C	Diffuser Ceramic-M10 Head
2 XP3505*	Head Assembly-M10 Tips
3 XP3505T	Head Assembly-M10 Tapered Tips
4 XP3506A*	Aluminium Heat Shield-M10 Head
NI XP3506B	Heat Shield-Moulded-M10 Head
5 XP4501	Swan Neck
6 XP3228	Grub Screw-M6
7 XP3229	O' Ring Pack
8 XP3230-30	Power Cable Assembly x 3m/10ft
XP3230-40	Power Cable Assembly x 4m/13ft
XP3230-50	Power Cable Assembly x 5m/16ft
9 XP3231-30	Liner Conduit Assembly x 3m/10ft
XP3231-40	Liner Conduit Assembly x 4m/13ft
XP3231-50	Liner Conduit Assembly x 5m/16ft
10 XP3232-30	Water Hose Assembly x 3m/10ft
XP3232-40	Water Hose Assembly x 4m/13ft
XP3232-50	Water Hose Assembly x 5m/16ft
11 XP3233-30	Switch Lead Assembly x 3m/10ft
XP3233-40	Switch Lead Assembly x 4m/13ft
XP3233-50	Switch Lead Assembly x 5m/16ft
12 XP2011	Cable Terminal Female
13 XP3224	Ball Joint Assembly
14 XP3288	Cable Support
15 XP3112	Handle Kit c/w Ball Joint and Support
16 XP2013	Hanger Hook
17 XP2014	Trigger Assembly
18 XP3235-30	Canvas Cover Assembly x 3m/10ft
XP3235-40	Canvas Cover Assembly x 4m/13ft
XP3235-50	Canvas Cover Assembly x 5m/16ft
19 XP3018	Cable Support
20 XP3027	Cable Support Nut
21 XP3236	Canvas Cover Clamp and Retainer
22 XP3237	Water Hose Nipple
23 XP3238	Water Outlet Hose Assembly
24 XP3240	Water Cooled Housing c/w Supports
25 XP2019	Gun Plug Screw
26 XP2020	Gun Plug Nut
27 XP2015	Cable Terminal Male
28 Spring Pin 2	Spring Pin Assembly
29 XP3241	Gun Plug Body c/w Spring Pins
30 XP2023	Gun Plug Body 'O' Ring
31 XP2025	Liner Nipple 'O' Rings
32 XP2026	Liner Retaining Nut

XP8 350A PP

350A, 10.5kW, Mixed Gas (80/20) @ 80% Duty Cycle, EN60974-7 0.040"/1.0mm to 1/16"/1.6mm wires



Model

Stock Code	6m	8m	10m	Model Description
XP35P3500	-60E	-80E	-10E	3.5" x 180" Neck, Euro
XP35P3500	-60ER	-80ER	-10ESR	3.5" x 180" Neck, Euro, Remote
XP35P4545	-60E	-80E	-10E	4.5" x 45" Neck, Euro
XP35P4545	-60ER	-80ER	-10ESR	4.5" x 45" Neck, Euro, Remote

For alternative terminations see page 122

Nozzles


Stock Code	Description
A XP3002-13	Tapered Nozzle 1/2" / 13mm Bore
XP3002-16*	Conical Nozzle 5/8" / 16mm Bore
XP3002-16L	Conical Nozzle 5/8" / 16mm Bore Extended
XP3002-19	Cylindrical Nozzle 3/4" / 19mm Bore
XP3002-19L	Cylindrical Nozzle 3/4" / 19mm Bore Extended

Tips

Stock Code	Description
B XP3003-10	Contact Tip, 0.040"/1.0mm, M10, CuCrZr
XP3003-12	Contact Tip, 0.045"/1.2mm, M10, CuCrZr
XP3003-14	Contact Tip, 0.055"/1.4mm, M10, CuCrZr
XP3003-16	Contact Tip, 1/16"/1.6mm, M10, CuCrZr
XP3003-10A	Contact Tip, 0.040"/1.0mm, M10, CuCrZr, Aluminium Wire
XP3003-12A*	Contact Tip, 0.045"/1.2mm, M10, CuCrZr, Aluminium Wire
XP3003-14A	Contact Tip, 0.055"/1.4mm, M10, CuCrZr, Aluminium Wire
XP3003-16A	Contact Tip, 1/16"/1.6mm, M10, CuCrZr, Aluminium Wire

Liners

Stock Code	Description
C B1536-60	Teflon Liner, 0.025"-0.035"/0.6-0.9mm x 6m
B1536-80	Teflon Liner, 0.025"-0.035"/0.6-0.9mm x 8m
B1536-10	Teflon Liner, 0.025"-0.035"/0.6-0.9mm x 10m
B2513-60	Teflon Liner, 0.040"-0.045"/1.0-1.2mm x 6m
B2513-80	Teflon Liner, 0.040"-0.045"/1.0-1.2mm x 8m
B2513-10	Teflon Liner, 0.040"-0.045"/1.0-1.2mm x 10m
B3626-60	Teflon Liner, 1/16"/1.6mm x 6m
B3626-80	Teflon Liner, 1/16"/1.6mm x 8m
B3626-10	Teflon Liner, 1/16"/1.6mm x 10m

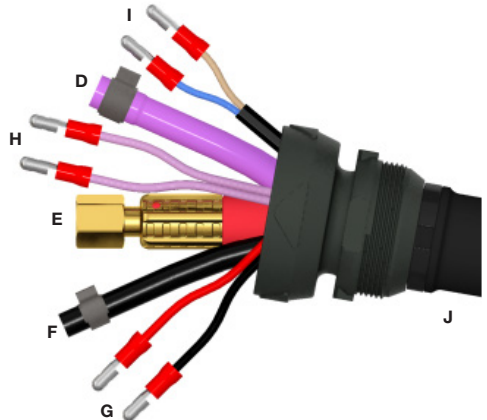


Components

Stock Code	Description	* Denotes standard Build
1	XP3004B* Diffuser - Moulded c/w Ceramic Insert	
	XP3004C Diffuser - Ceramic White	
	XP3004S Diffuser - Ceramic Grey	
2	XP3505* Head Assembly - M10 Tips	
3	XP3506A* Heat Shield - Aluminium - M10 Head	
	XP3506B Heat Shield - Moulded - M10 Head	
4	XP350AR30 XP8 350A Straight Neck, 3.5" x 180°	
5	XP350AR54 XP8 350A Swan Neck, 4.5" x 45°	
6	PX0812B Neck Liner, 0.030"-0.045" / 0.8-1.2mm Wires	
7	PP0101 Air Cooled Torch Body (Pistol Drive)	
8	PP0102 DC Motor & Gear Assembly (Pistol Drive) c/w Screws	
9	PP0103 Wire Guide Nipple Kit c/w Screw (Roll Feed)	
10	PP0104 Wire Guide Nipple Kit c/w Screw, Liner & O Ring (Neck Feed)	
11	PP0105 Liner & O Ring Seal (For Neck In Feed Guide Nipple)	
12	PP12ARS Feed & Pressure Roll Set - 1.2mm - Plain U Groove (Aluminium Wire)	
13	PP0106 Roll Screws & Drive Roll Retaining Cap Kit	
14	PP3507-60 Harness Assembly x 6m	
	PP3507-80 Harness Assembly x 8m	
	PP3507-10 Harness Assembly x 10m	
	PP3508-60 Harness Assembly c/w Remote Control Leads x 6m	
	PP3508-80 Harness Assembly c/w Remote Control Leads x 8m	
	PP3508-10 Harness Assembly c/w Remote Control Leads x 10m	
15	PP5037 Conduit Clamp 11.3mm	
16	PP5024 Gas Hose Clamp 9.5mm	
17	PP0109 Handle Kit c/w Screws, Ball Joint Lock Nut & Support	
18	PP0110 Remote Speed Control Kit	
19	PP0111 Handle Fixing Screw Kit	
20	PP0112 Trigger Kit c/w Body Moulding, Microswitch, Spring and Dowels	
21	PP8031 Ball Joint Assembly c/w Clamp	
22	PP8032 Cable Support	
23	PP8027 Spring Cable Support - Rear	
24	PP0113 Gun Plug Housing c/w Lock Nut and Lead Support	
25	PP2519 Gun Plug Nut c/w Insert	
26	PP0114 Air Cooled Euro Gun Plug Body c/w Spring Pins	
27	SPRING PIN 2 Spring Pin Assembly	
28	PP1524 Gun Plug Body O Ring	
29	PP1529 Liner Retaining Nut	
30	PP1526 Gun Plug Screw	
31	PP0115 Control Lead Assembly (Drive)	
	PP0116 Control Lead Assembly (Drive & Remote)	
32	PP0117 Motor Driver Control Module (18-42Vac/Vdc Input)	

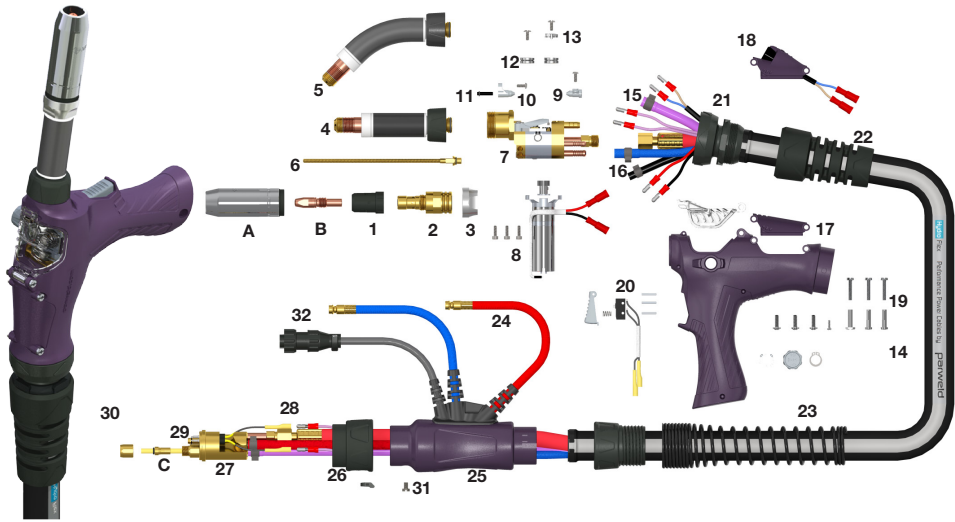
Harness Components

Stock Code	Description
D	PP0118-60 Outer Liner Assembly x 6m
	PP0118-80 Outer Liner Assembly x 8m
	PP0118-10 Outer Liner Assembly x 10m
E	PP3519-60 Power Cable Assembly x 6m
	PP3519-80 Power Cable Assembly x 8m
	PP3519-10 Power Cable Assembly x 10m
F	PP0120-60 Gas Hose Assembly x 6m
	PP0120-80 Gas Hose Assembly x 8m
	PP0120-10 Gas Hose Assembly x 10m
G	PP0122-60 Motor Lead Assembly x 6m
	PP0122-80 Motor Lead Assembly x 8m
	PP0122-10 Motor Lead Assembly x 10m
H	PP0123-60 Switch Lead Assembly x 6m
	PP0123-80 Switch Lead Assembly x 8m
	PP0123-10 Switch Lead Assembly x 10m
I	PP0124-60 Remote Lead Assembly x 6m
	PP0124-80 Remote Lead Assembly x 8m
	PP0124-10 Remote Lead Assembly x 10m
J	PP0125-60 Canvas Cover Assembly x 6m
	PP0125-80 Canvas Cover Assembly x 8m
	PP0125-10 Canvas Cover Assembly x 10m



XP8 450W PP

450A, 15.8kW, Mixed Gas (80/20) @ 100% Duty Cycle, EN60974-7, 0.040"/1.0mm to 1/6"/1.6mm wires



Model

Stock Code	6m	8m	10m	Model Description
XP45P3500	-60E	-80E	-10E	3.5" x 180" Neck, Euro
XP45P4545	-60E	-80E	-10E	4.5" x 45" Neck, Euro

Nozzles


Stock Code	Description
A XP3002-13	Tapered Nozzle 1/2" / 13mm Bore
XP3002-16*	Conical Nozzle 5/8" / 16mm Bore
XP3002-16L	Conical Nozzle 5/8" / 16mm Bore Extended
XP3002-19	Cylindrical Nozzle 3/4" / 19mm Bore
XP3002-19L	Cylindrical Nozzle 3/4" / 19mm Bore Extended

Tips

Stock Code	Description
B XP3003-10	Contact Tip, 0.040"/1.0mm, M10, CuCrZr
XP3003-12	Contact Tip, 0.045"/1.2mm, M10, CuCrZr
XP3003-14	Contact Tip, 0.055"/1.4mm, M10, CuCrZr
XP3003-16	Contact Tip, 1/16"/1.6mm, M10, CuCrZr
XP3003-10A	Contact Tip, 0.040"/1.0mm, M10, CuCrZr, Aluminium Wire
XP3003-12A*	Contact Tip, 0.045"/1.2mm, M10, CuCrZr, Aluminium Wire
XP3003-14A	Contact Tip, 0.055"/1.4mm, M10, CuCrZr, Aluminium Wire
XP3003-16A	Contact Tip, 1/16"/1.6mm, M10, CuCrZr, Aluminium Wire

Liners

Stock Code	Description
C B1536-60	Teflon Liner, 0.025"-0.035"/0.6-0.9mm x 6m
B1536-80	Teflon Liner, 0.025"-0.035"/0.6-0.9mm x 8m
B1536-10	Teflon Liner, 0.025"-0.035"/0.6-0.9mm x 10m
B2513-60	Teflon Liner, 0.040"-0.045"/1.0-1.2mm x 6m
B2513-80	Teflon Liner, 0.040"-0.045"/1.0-1.2mm x 8m
B2513-10	Teflon Liner, 0.040"-0.045"/1.0-1.2mm x 10m
B3626-60	Teflon Liner, 1/16"/1.6mm x 6m
B3626-80	Teflon Liner, 1/16"/1.6mm x 8m
B3626-10	Teflon Liner, 1/16"/1.6mm x 10m

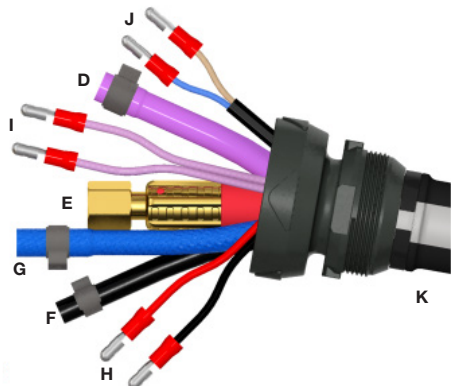


Components

	Stock Code	Description	* Denotes standard Build
1	XP3004B*	Diffuser - Moulded c/w Ceramic Insert	
	XP3004C	Diffuser - Ceramic White	
	XP3004S	Diffuser - Ceramic Grey	
2	XP3505*	Head Assembly - M10 Tips	
3	XP3506A*	Heat Shield - Aluminium - M10 Head	
	XP3505B	Heat Shield - Moulded - M10 Head	
4	XP450WR30	XP8 450W Straight Neck, 3.5" x 180°	
5	XP450WR54	XP8 450W Swan Neck, 4.5" x 45°	
6	PX0812B	Neck Liner, 0.030"-0.045" / 0.8-1.2mm Wires	
7	PP0201	Water Cooled Torch Body (Pistol Drive)	
8	PP0102	DC Motor & Gear Assembly (Pistol Drive) c/w Screws	
9	PP0103	Wire Guide Nipple Kit c/w Screw (Roll Feed)	
10	PP0104	Wire Guide Nipple Kit c/w Screw, Liner & O Ring (Neck Feed)	
11	PP0105	Liner & O Ring Seal (For Neck In Feed Guide Nipple)	
12	PP12ARS	Feed & Pressure Roll Set - 1.2mm - Plain U Groove (Aluminium Wire)	
13	PP0106	Roll Screws & Drive Roll Retaining Cap Kit	
14	PP4507-60	Harness Assembly x 6m	
	PP4507-80	Harness Assembly x 8m	
	PP4507-10	Harness Assembly x 10m	
	PP4508-60	Harness Assy c/w Remote Control Leads x 6m	
	PP4508-80	Harness Assy c/w Remote Control Leads x 8m	
	PP4508-10	Harness Assy c/w Remote Control Leads x 10m	
15	PP5037	Conduit Clamp 11.3mm	
16	PP5024	Gas Hose Clamp 9.5mm	
17	PP0109	Handle Kit c/w Screws, Ball Joint Lock Nut and Support	
18	PP0110	Remote Speed Control Kit	
19	PP0111	Handle Fixing Screw Kit	
20	PP0112	Trigger Kit c/w Body Moulding, Microswitch, Spring & Dowels	
21	PP8031	Ball Joint Assembly c/w Clamp	
22	PP8032	Cable Support	
23	PP8027	Spring Cable Support - Rear	
24	PP5017	Water Outlet Hose Assembly	
25	PP0213	Gun Plug Housing c/w Lock Nut and Hose Support	
26	PP2519	Gun Plug Nut c/w Insert	
27	PP0214	Water Cooled Euro Gun Plug Body c/w Spring Pins	
28	SPRING PIN 2	Spring Pin Assembly	
29	PP1524	Gun Plug Body O Ring	
30	PP1529	Liner Retaining Nut	
31	PP1526	Gun Plug Screw	
32	PP0115	Control Lead Assembly (Drive)	
	PP0116	Control Lead Assembly (Drive & Remote)	
33	PP0117	Motor Driver Control Module (18-42Vac/Vdc Input)	

Components

	Stock Code	Description
D	PP0118-60	Outer Liner Assembly x 6m
	PP0118-80	Outer Liner Assembly x 8m
	PP0118-10	Outer Liner Assembly x 10m
E	PP4519-60	Power Cable Assembly x 6m
	PP4519-80	Power Cable Assembly x 8m
	PP4519-10	Power Cable Assembly x 10m
F	PP0120-60	Gas Hose Assembly x 6m
	PP0120-80	Gas Hose Assembly x 8m
	PP0120-10	Gas Hose Assembly x 10m
G	PP0221-60	Water Inlet Hose Assembly x 6m
	PP0221-80	Water Inlet Hose Assembly x 8m
	PP0221-10	Water Inlet Hose Assembly x 10m
H	PP0122-60	Motor Lead Assembly x 6m
	PP0122-80	Motor Lead Assembly x 8m
	PP0122-10	Motor Lead Assembly x 10m
I	PP0123-60	Switch Lead Assembly x 6m
	PP0123-80	Switch Lead Assembly x 8m
	PP0123-10	Switch Lead Assembly x 10m
J	PP0124-60	Remote Lead Assembly x 6m
	PP0124-80	Remote Lead Assembly x 8m
	PP0124-10	Remote Lead Assembly x 10m
K	PP0225-60	Canvas Cover Assembly x 6m
	PP0225-80	Canvas Cover Assembly x 8m
	PP0225-10	Canvas Cover Assembly x 10m



BZL Pro-Grip Max® Features and Benefits

Swan Necks

- High temperature resistant insulation materials reducing the risk of shorting
- Durable and robust

Contact Tips

- Manufactured using a harder and higher conductivity copper alloy than the OEM

Nozzles Maximises Performance

- Maximum wall thickness gives longevity and superior performance
- Manufactured to the same specifications as the OEM

Pro-Grip Max® Handle System Ergonomically Superior

- Integrated soft grips ensure the handle remains in place with minimal grip pressure
- Enhances wire feeding performance
- Screwless design for rapid servicing

Cable Supports Improved Wire Feed

- The perfect balance of freedom of movement and progressive support to the power cable is achieved

Knuckle Joint Improved Manoeuvrability

- Small movements of the handle and neck are possible independently of the cable assembly

Hydroflex™ Cable Systems

- Liquid cooled cable systems use high temperature resistant rubber cables which ensure leak free terminations

Hyperflex™ Cable Systems

- Air cooled cable assemblies offer outstanding flexibility and the highest heat and abrasion resistance of any known cable
- Cable end crimp systems ensure maximum conductivity whilst the outer jacket is constructed from cross linked polymers providing a tear proof jacket and a burn threshold of 375°C

Machine End Systems

- Extra length cable support systems
- Smooth and consistent wire feed
- Simple snap fits

Gun Plug Bodies

- Spring loaded pins
- Guaranteed gas seals

Hangar Hooks Easy to store

- Less prone to damage
- Encourages an efficient and tidy workspace

Quality Standards

All torches are rigorously tested using computerised and automated test equipment at the design stage through to production. All our components pass rigorous quality control checks prior to assembly. All torches are designed to be tough and damage resistant and comply with EN60974-7.



BZL Eco-Grip Max® Features and Benefits

Swan Neck

- High temperature resistant insulation materials reducing the risk of shorting
- Durable and robust

Contact Tips

- Manufactured using a hard and high conductivity copper alloy

Nozzles

Maximises Performance

- Gives longevity and superior performance

Eco-Grip Max® Handle System Maximises user comfort

- Designed for balance, lightness and strength
- Enhances wire feeding performance
- Screwless design for rapid servicing

Cable Supports Improved Wire Feed

- The perfect balance of freedom of movement and progressive support to the power cable is achieved

Knuckle Joint Improved Manoeuvrability

- Small movements of the handle and neck are possible independently of the cable assembly

Hydroflex™ Cable Systems

- Liquid cooled cable systems use high temperature resistant rubber cables which ensure leak free terminations

Hyperflex™ Cable Systems

- Air cooled cable assemblies offer outstanding flexibility and the highest heat and abrasion resistance of any known cable
- Cable end crimp systems ensure maximum conductivity whilst the outer jacket is constructed from cross linked polymers providing a tear proof jacket and a burn threshold of 375°C

Machine End Systems

- Extra length cable support systems
- Smooth and consistent wire feed
- Simple snap fits

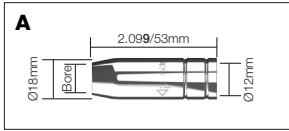
Gun Plug Bodies

- Spring loaded pins
- Guaranteed gas seals

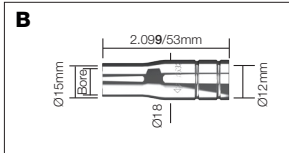
Quality Standards

All torches are rigorously tested using computerised and automated test equipment at the design stage through to production. All our components pass rigorous quality control checks prior to assembly. All torches are designed to be tough and damage resistant and comply with EN60974-7.

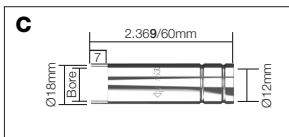
BZL Nozzles



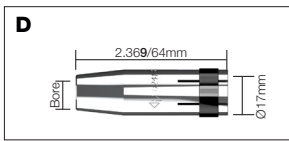
Stock Code	Description	Bore Size	Model
A B1529	Cylindrical	16mm/5/8"	SB140A, SB150A
B1530	Conical	12mm/15/32"	SB140A, SB150A
ECO1530	Everyday Conical	12mm/15/32"	ECO150A
B1531	Tapered	11mm/7/16"	SB140A, SB150A



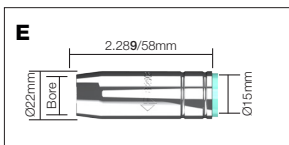
Stock Code	Description	Bore Size	Model
B B1532	Bottle	13mm/1/2"	SB140A, SB150A



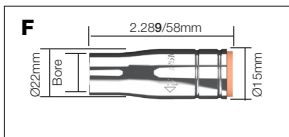
Stock Code	Description	Bore Size	Model
C B1533	Spot	16mm/5/8"	SB140A, SB150A



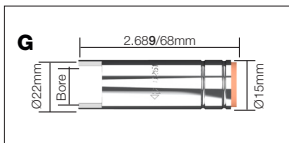
Stock Code	Description	Bore Size	Model
D B2415	Cylindrical	17mm/11/16"	SB230A, SB240A, SB240W
B2416	Conical	13mm/1/2"	SB230A, SB240A, SB240W
B2417	Tapered	10mm/3/8"	SB230A, SB240A, SB240W



Stock Code	Description	Bore Size	Model
E B2507	Cylindrical	18mm/5/7"	SB250A, SB350W
B2508	Conical	15mm/19/32"	SB250A, SB350W
B2509	Tapered	12mm/15/32"	SB250A, SB350W
ECO2507	Everyday Cylindrical	18mm/5/7"	ECO250A
ECO2508	Everyday Conical	15mm/19/32"	ECO250A
ECO2509	Everyday Tapered	12mm/15/32"	ECO250A



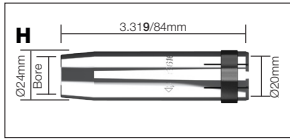
Stock Code	Description	Bore Size	Model
F B2510	Bottle	15mm/19/32"	SB250A, SB350W



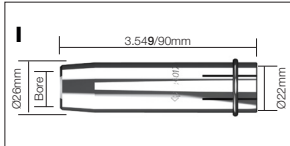
Stock Code	Description	Bore Size	Model
G B2511	Spot	18mm/5/7"	SB250A, SB350W

Roll Marking


All Parweld consumables are roll marked to enable you to identify genuine Parweld product.




Stock Code	Description	Bore Size	Model
H B3615	Cylindrical	19mm/3/4"	SB360A
B3616	Conical	16mm/5/8"	SB360A
B3617	Tapered	12mm/15/32"	SB360A
ECO3615	Everyday Cylindrical	19mm/3/4"	ECO360A
ECO3616	Everyday Conical	16mm/5/8"	ECO360A
ECO3617	Everyday Tapered	12mm/15/32"	ECO360A



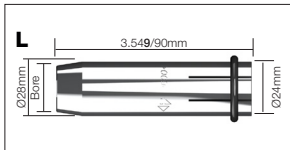
Stock Code	Description	Bore Size	Model
I B4017	Conical	18mm/5/7"	SB400A



Stock Code	Description	Bore Size	Model
J B5027	Cylindrical	19mm/3/4"	SB380A-501W
B5028	Conical	16mm/5/8"	SB380A-501W
B5029	Tapered	14mm/9/16"	SB380A-501W
ECO5027	Everyday Cylindrical	19mm/3/4"	ECO501W
ECO5028	Everyday Conical	16mm/5/8"	ECO501W
ECO5029	Everyday Tapered	14mm/9/16"	ECO501W



Stock Code	Description	Bore Size	Model
K B5028HD	HD Conical	16mm/5/8"	SB380A-501W

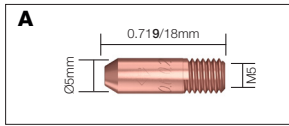


Stock Code	Description	Bore Size	Model
L B6004	Conical	20mm/25/32"	SB610A, SB610W
B6005	Cylindrical	23mm/29/32"	SB610A, SB610W

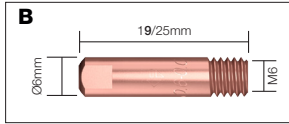
Roll Marking

All Parweld consumables are roll marked to enable you to identify genuine Parweld product.

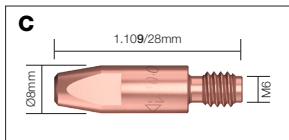
BZL Contact Tips



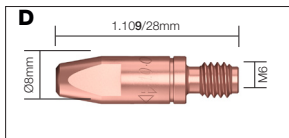
Stock Code	Description	Wire Size	Material	Model
A B1427-06	Contact Tip	0.6mm/.023"	ECu	SB120A
B1427-08	Contact Tip	0.8mm/.030"	ECu	SB120A
B1427-10	Contact Tip	1.0mm/.040"	ECu	SB120A



Stock Code	Description	Wire Size	Material	Model
B B1527-06	Contact Tip	0.6mm/.023"	ECu	SB140A, SB150A
ECO1527-06	Everyday Tip	0.6mm/.023"	ECu	SB140A, SB150A
B1527-08	Contact Tip	0.8mm/.030"	ECu	SB140A, SB150A
ECO1527-08	Everyday Tip	0.8mm/.030"	ECu	SB140A, SB150A
B1527-09	Contact Tip	0.9mm/.035"	ECu	SB140A, SB150A
B1527-10	Contact Tip	1.0mm/.040"	ECu	SB140A, SB150A
B1527-12	Contact Tip	1.2mm/.045"	ECu	SB140A, SB150A



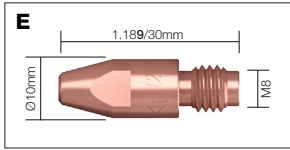
Stock Code	Description	Wire Size	Material	Model
C B2504-06	Contact Tip	0.6mm/.023"	ECu	SB230A-350W
B2504-08	Contact Tip	0.8mm/.030"	ECu	SB230A-350W
ECO2504-08	Everyday Tip	0.8mm/.030"	ECu	SB230A-350W
B2504-09	Contact Tip	0.9mm/.035"	ECu	SB230A-350W
B2504-10	Contact Tip	1.0mm/.040"	ECu	SB230A-350W
ECO2504-10	Everyday Tip	1.0mm/.040"	ECu	SB230A-350W
B2504-12	Contact Tip	1.2mm/.045"	ECu	SB230A-350W
ECO2504-12	Everyday Tip	1.2mm/.045"	ECu	SB230A-350W
B2504-14	Contact Tip	1.4mm/.055"	ECu	SB230A-350W
B2504-16	Contact Tip	1.6mm/1/16"	ECu	SB230A-350W
B2504-08CR	Contact Tip CR	0.8mm/.030"	ECu	SB230A-350W
B2504-10CR	Contact Tip CR	1.0mm/.040"	ECu	SB230A-350W
B2504-12CR	Contact Tip CR	1.2mm/.045"	ECu	SB230A-350W
B2504-10A	Contact Tip Al	1.0mm/.040"	ECu	SB230A-350W
B2504-12A	Contact Tip Al	1.2mm/.045"	ECu	SB230A-350W
B2504-16A	Contact Tip Al	1.6mm/1/16"	ECu	SB230A-350W



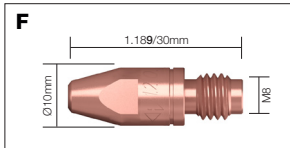
Stock Code	Description	Wire Size	Material	Model
D B2505-08	Contact Tip	0.8mm/.030"	CuCrZr	SB230A-350W
ECO2505-08	Everyday Tip	0.8mm/.030"	CuCrZr	SB230A-350W
B2505-09	Contact Tip	0.9mm/.035"	CuCrZr	SB230A-350W
B2505-10	Contact Tip	1.0mm/.040"	CuCrZr	SB230A-350W
ECO2505-10	Everyday Tip	1.0mm/.040"	CuCrZr	SB250A
B2505-12	Contact Tip	1.2mm/.045"	CuCrZr	SB230A-350W
ECO2505-12	Everyday Tip	1.2mm/.045"	CuCrZr	SB250A
B2505-16	Contact Tip	1.6mm/1/16"	CuCrZr	SB230A-350W

Roll Marking

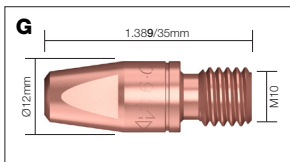
All Parweld consumables are roll marked to enable you to identify genuine Parweld product.



Stock Code	Description	Wire Size	Material	Model
E B4014-08	Contact Tip	0.8mm/.030"	ECu	SB360A-SB501W
B4014-09	Contact Tip	0.9mm/.035"	ECu	SB360A-SB501W
B4014-10	Contact Tip	1.0mm/.040"	ECu	SB360A-SB501W
ECO4014-10	Everyday Tip	1.0mm/.040"	ECu	SB360A-SB501W
B4014-12	Contact Tip	1.2mm/.045"	ECu	SB360A-SB501W
ECO4014-12	Everyday Tip	1.2mm/.045"	ECu	SB360A-SB501W
B4014-14	Contact Tip	1.4mm/.055"	ECu	SB360A-SB501W
B4014-16	Contact Tip	1.6mm/1/16"	ECu	SB360A-SB501W
ECO4014-16	Everyday Tip	1.6mm/1/16"	ECu	SB360A-SB501W
B4014-20	Contact Tip	2.0mm/5/64"	ECu	SB360A-SB501W
B4014-24	Contact Tip	2.4mm/3/32"	ECu	SB360A-SB501W
B4014-10CR	Contact Tip CR	1.0mm/.040"	ECu	SB360A-SB501W
B4014-12CR	Contact Tip CR	1.2mm/.045"	ECu	SB360A-SB501W
B4014-10A	Contact Tip Al	1.0mm/.040"	ECu	SB360A-SB501W
B4014-12A	Contact Tip Al	1.2mm/.045"	ECu	SB360A-SB501W
B4014-16A	Contact Tip Al	1.6mm/1/16"	ECu	SB360A-SB501W

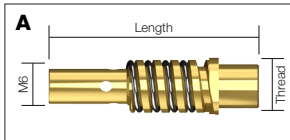


Stock Code	Description	Wire Size	Material	Model
F B4015-08	Contact Tip	0.8mm/.030"	CuCrZr	SB360A-SB501W
B4015-10	Contact Tip	1.0mm/.040"	CuCrZr	SB360A-SB501W
B4015-12	Contact Tip	1.2mm/.045"	CuCrZr	SB360A-SB501W
B4015-14	Contact Tip	1.4mm/.055"	CuCrZr	SB360A-SB501W
B4015-16	Contact Tip	1.6mm/1/16"	CuCrZr	SB360A-SB501W
B4015-24	Contact Tip	2.4mm/3/32"	CuCrZr	SB360A-SB501W

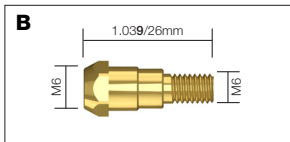


Stock Code	Description	Wire Size	Material	Model
G B6015-14	Contact Tip	1.4mm/.055"	CuCrZr	SB610A, SB610W
B6015-16	Contact Tip	1.6mm/1/16"	CuCrZr	SB610A, SB610W
B6015-20	Contact Tip	2.0mm/5/64"	CuCrZr	SB610A, SB610W
B6015-24	Contact Tip	2.4mm/3/32"	CuCrZr	SB610A, SB610W
B6015-28	Contact Tip	2.8mm/7/64"	CuCrZr	SB610A, SB610W
B6015-32	Contact Tip	3.2mm/1/8"	CuCrZr	SB610A, SB610W

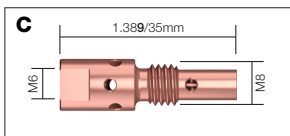
BZL Tip Adaptors



Stock Code	Description	Tip Thread	Neck Thread	Length	Model
A B1507 L/H	Tip Adaptor	M6	M8x1 L/H	42mm/1.65"	SB150A
B1507	Tip Adaptor	M6	M8x1	34mm/1.34"	SB140A



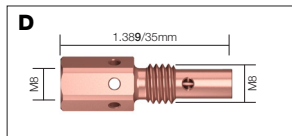
Stock Code	Description	Tip Thread	Neck Thread	Model
B B2412	Tip Adaptor	M6	M6	SB230A, SB240A/W



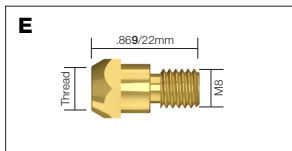
Stock Code	Description	Tip Thread	Neck Thread	Model
C B2506	Tip Adaptor	M6	M8	SB250A, SB350W
ECO2506	Everyday Adaptor	M6	M8	SB250A, SB350W

Roll Marking

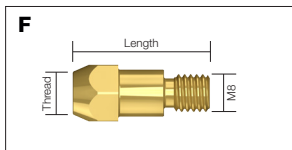
All Parweld consumables are roll marked to enable you to identify genuine Parweld product.



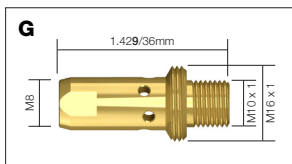
Stock Code	Description	Tip Thread	Neck Thread	Model
D B2536	Tip Adaptor	M8	M8	SB250A, SB350W



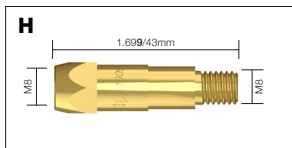
Stock Code	Description	Tip Thread	Neck Thread	Model
E B2612	Tip Adaptor	M6	M8	SB260A
B2612M8	Tip Adaptor	M8	M8	SB260A



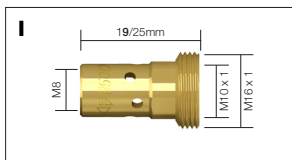
Stock Code	Description	Tip Thread	Neck Thread	Length	Model
F B3612	Tip Adaptor	M6	M8	28.5mm/1.12"	SB360A
ECO3612	Everyday Adaptor	M6	M8	28.5mm/1.12"	SB360A
B3613	Tip Adaptor	M6	M8	31.5mm/1.24"	SB360A
B3614	Tip Adaptor	M8	M8	28.5mm/1.12"	SB360A
ECO3614	Everyday Adaptor	M8	M8	28.5mm/1.12"	SB360A



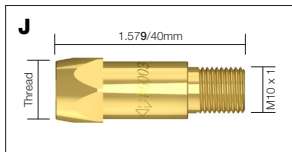
Stock Code	Description	Tip Thread	Neck Thread	Model
G B3812	Tip Adaptor	M8	M10 x 1	SB380A



Stock Code	Description	Tip Thread	Neck Thread	Model
H B4005	Tip Adaptor	M8	M8	SB400A



Stock Code	Description	Tip Thread	Neck Thread	Model
I B5001	Tip Adaptor	M8	M10 x 1	SB401W, SB501W
ECO5001	Everyday Adaptor	M8	M10 x 1	SB401W, SB501W

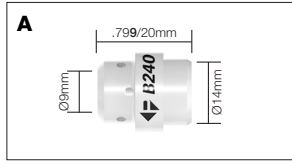


Stock Code	Description	Tip Thread	Neck Thread	Model
J B6003	Tip Adaptor	M8	M10 x 1	SB610A, SB610W
B6003M10	Tip Adaptor	M10	M10 x 1	SB610A, SB610W

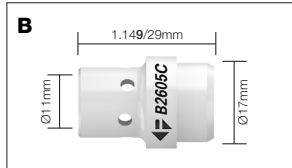
Roll Marking

All Parweld consumables are roll marked to enable you to identify genuine Parweld product.

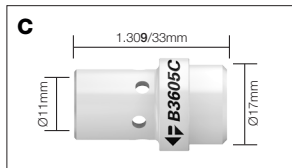
BZL Gas Diffusers




Stock Code	Description	Colour	Model
A B2405B	Gas Diffuser	Black	SB240A, SB240W
B2405C	Gas Diffuser	Ceramic	SB240A, SB240W
B2405W	Gas Diffuser	White	SB240A, SB240W



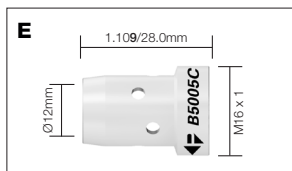
Stock Code	Description	Colour	Model
B B2605B	Gas Diffuser	Black	SB260A
B2605C	Gas Diffuser	Ceramic	SB260A
B2605W	Gas Diffuser	White	SB260A



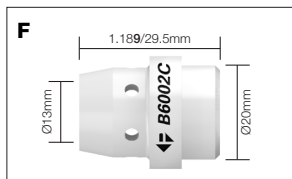
Stock Code	Description	Colour	Model
C B3605B	Gas Diffuser	Black	SB360A
B3605C	Gas Diffuser	Ceramic	SB360A
B3605W	Gas Diffuser	White	SB360A



Stock Code	Description	Colour	Model
D B4003B	Gas Diffuser	Black	SB400A
B4003C	Gas Diffuser	Ceramic	SB400A



Stock Code	Description	Colour	Model
E B5005B	Gas Diffuser	Black	SB380A, SB401W, SB501W
B5005C	Gas Diffuser	Ceramic	SB380A, SB401W, SB501W
B5005W	Gas Diffuser	White	SB380A, SB401W, SB501W




Stock Code	Description	Colour	Model
F B6002C	Gas Diffuser	Ceramic	SB610A, SB610W

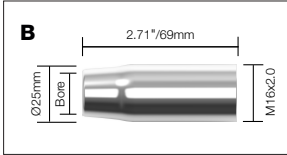
Roll Marking

All Parweld consumables are roll marked to enable you to identify genuine Parweld product.

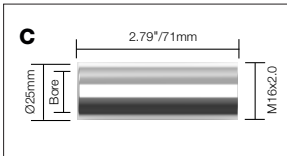
ABI Nozzles



Stock Code	Description	Bore Size	Model
A 145.D021	Copper Nozzle	18mm/5/7"	A T 305 LW/A T 355 LW/A T 405 LW

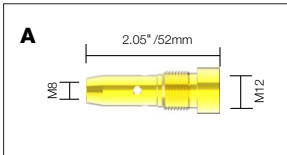


Stock Code	Description	Bore Size	Model
B 145.D022	Copper Nozzle	16mm/5/8"	A T 305 LW/A T 355 LW/A T 405 LW



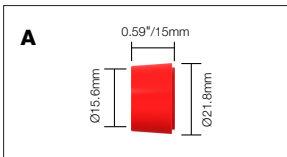
Stock Code	Description	Bore Size	Model
C 145.D024	Copper Nozzle	19mm/3/4"	A T 305 LW/A T 355 LW/A T 405 LW

ABI Tip Adaptors



Stock Code	Description	Tip Series	Model
A 145.D745	Tip Adaptor	M8	A T 305 LW/A T 355 LW/A T 405 LW

ABI Adaptors Piece



Stock Code	Description	Model
A 145.D080	Adaptor Piece	A T 405 LW

BZL Liner Selector Chart

Stock Code	Description	Length	Wire Size	Model	SB120A	SB140A	SB150A	SB230A	SB240A	SB250A	SB260A	SB360A	SB380A	SB400A	SB610A	SB240W	SB350W	SB401W	SB501W	SB610W
A B1435-30	Steel Liner	3m	.023"-.030"/0.6mm-0.8mm		■	□	□	□	□	□	□	□	□	□	□	□	□	□	□	□
B1435-40	Steel Liner	4m	.023"-.030"/0.6mm-0.8mm		■	□	□	□	□	□	□	□	□	□	□	□	□	□	□	□
B1435-20TEL	Steel Liner (Telwin)	2m	.023"-.030"/0.6mm-0.8mm		□	□	□	□	□	□	□	□	□	□	□	□	□	□	□	□
B1435-30TEL	Steel Liner (Telwin)	3m	.023"-.030"/0.6mm-0.8mm		■	□	□	□	□	□	□	□	□	□	□	□	□	□	□	□
B1436-30	Nylon Liner	3m	.023"-.035"/0.6mm-0.9mm		■	□	□	□	□	□	□	□	□	□	□	□	□	□	□	□
B1436-40	Nylon Liner	4m	.023"-.035"/0.6mm-0.9mm		■	□	□	□	□	□	□	□	□	□	□	□	□	□	□	□
B ECO / B1535-30	Steel Liner	3m	.023"-.035"/0.6mm-0.9mm		■	■	■	■	■	■	■	■	■	■	□	□	□	□	□	□
ECO / B1535-40	Steel Liner	4m	.023"-.035"/0.6mm-0.9mm		■	■	■	■	■	■	■	■	■	■	□	□	□	□	□	□
B1535-50	Steel Liner	5m	.023"-.035"/0.6mm-0.9mm		■	■	■	■	■	■	■	■	■	■	□	□	□	□	□	□
B1535-20TEL	Steel Liner (Telwin)	2m	.023"-.035"/0.6mm-0.9mm		■	■	■	■	■	■	■	■	■	■	□	□	□	□	□	□
B1535-30TEL	Steel Liner (Telwin)	3m	.023"-.035"/0.6mm-0.9mm		■	■	■	■	■	■	■	■	■	■	□	□	□	□	□	□
C B1536-30++	Teflon Liner	3m	.023"-.035"/0.6mm-0.9mm		■	■	■	■	■	■	■	■	■	■	□	□	□	□	□	□
B1536-40++	Teflon Liner	4m	.023"-.035"/0.6mm-0.9mm		■	■	■	■	■	■	■	■	■	■	□	□	□	□	□	□
B1536-50++	Teflon Liner	5m	.023"-.035"/0.6mm-0.9mm		■	■	■	■	■	■	■	■	■	■	□	□	□	□	□	□
B ECO / B2524-30	Steel Liner	3m	.040"-.045"/1.0mm-1.2mm		□	□	□	■	■	■	■	■	■	■	□	□	□	□	□	□
ECO / B2524-40	Steel Liner	4m	.040"-.045"/1.0mm-1.2mm		□	□	□	■	■	■	■	■	■	■	□	□	□	□	□	□
B2524-50	Steel Liner	5m	.040"-.045"/1.0mm-1.2mm		□	□	□	■	■	■	■	■	■	■	□	□	□	□	□	□
C B2513-30++	Teflon Liner	3m	.040"-.045"/1.0mm-1.2mm		□	□	□	■	■	■	■	■	■	■	□	□	□	□	□	□
B2513-40++	Teflon Liner	4m	.040"-.045"/1.0mm-1.2mm		□	□	□	■	■	■	■	■	■	■	□	□	□	□	□	□
B2513-50++	Teflon Liner	5m	.040"-.045"/1.0mm-1.2mm		□	□	□	■	■	■	■	■	■	■	□	□	□	□	□	□
B B3631-30	Steel Liner	3m	1/16"/1.6mm		□	□	□	□	□	□	□	■	■	■	□	□	□	□	□	□
B3631-40	Steel Liner	4m	1/16"/1.6mm		□	□	□	□	□	□	□	■	■	■	□	□	□	□	□	□
B3631-50	Steel Liner	5m	1/16"/1.6mm		□	□	□	□	□	□	□	■	■	■	□	□	□	□	□	□
C B3626-30++	Teflon Liner	3m	.045"-.116"/1.2mm-1.6mm		□	□	□	□	□	□	□	■	■	■	□	□	□	□	□	□
B3626-40++	Teflon Liner	4m	.045"-.116"/1.2mm-1.6mm		□	□	□	□	□	□	□	■	■	■	□	□	□	□	□	□
B3626-50++	Teflon Liner	5m	.045"-.116"/1.2mm-1.6mm		□	□	□	□	□	□	□	■	■	■	□	□	□	□	□	□
B B4631-30	Steel Liner	3m	5/64"-3/32"/2.0mm-2.4mm		□	□	□	□	□	□	□	□	□	□	■	■	■	■	■	■
B4631-40	Steel Liner	4m	5/64"-3/32"/2.0mm-2.4mm		□	□	□	□	□	□	□	□	□	□	■	■	■	■	■	■
B4631-50	Steel Liner	5m	5/64"-3/32"/2.0mm-2.4mm		□	□	□	□	□	□	□	□	□	□	■	■	■	■	■	■
D B6033-30	Plain Liner (Rz-2)	3m	1/16"-5/64"/1.6mm-2.0mm		□	□	□	□	□	□	□	□	□	□	■	■	■	■	■	■
B6033-40	Plain Liner (Rz-2)	4m	1/16"-5/64"/1.6mm-2.0mm		□	□	□	□	□	□	□	□	□	□	■	■	■	■	■	■
B6033-50	Plain Liner (Rz-2)	5m	1/16"-5/64"/1.6mm-2.0mm		□	□	□	□	□	□	□	□	□	□	■	■	■	■	■	■
D B6034-30	Plain Liner (Rz-2)	3m	3/32"/2.4mm		□	□	□	□	□	□	□	□	□	□	■	■	■	■	■	■
B6034-40	Plain Liner (Rz-2)	4m	3/32"/2.4mm		□	□	□	□	□	□	□	□	□	□	■	■	■	■	■	■
D B6035-30	Plain Liner (Rz-2)	3m	.110"-1/8"/2.8mm-3.2mm		□	□	□	□	□	□	□	□	□	□	■	■	■	■	■	■
B6035-40	Plain Liner (Rz-2)	4m	.110"-1/8"/2.8mm-3.2mm		□	□	□	□	□	□	□	□	□	□	■	■	■	■	■	■
B B5033-30	Plain Liner	3m	.040"-.045"/1.0mm-1.2mm		□	□	□	□	□	□	□	□	□	□	■	■	■	■	■	■
B5033-40	Plain Liner	4m	.040"-.045"/1.0mm-1.2mm		□	□	□	□	□	□	□	□	□	□	■	■	■	■	■	■
B5033-50	Plain Liner	5m	.040"-.045"/1.0mm-1.2mm		□	□	□	□	□	□	□	□	□	□	■	■	■	■	■	■
B B5034-30	Plain Liner	3m	.045"-.116"/1.2mm-1.6mm		□	□	□	□	□	□	□	□	□	□	■	■	■	■	■	■
B5034-40	Plain Liner	4m	.045"-.116"/1.2mm-1.6mm		□	□	□	□	□	□	□	□	□	□	■	■	■	■	■	■
B5034-50	Plain Liner	5m	.045"-.116"/1.2mm-1.6mm		□	□	□	□	□	□	□	□	□	□	■	■	■	■	■	■
A B4033-30	Plain Liner	3m	5/64"-3/32"/2.0mm-2.4mm		□	□	□	□	□	□	□	□	□	□	■	■	■	■	■	■
B4033-40	Plain Liner	4m	5/64"-3/32"/2.0mm-2.4mm		□	□	□	□	□	□	□	□	□	□	■	■	■	■	■	■
B4033-50	Plain Liner	5m	5/64"-3/32"/2.0mm-2.4mm		□	□	□	□	□	□	□	□	□	□	■	■	■	■	■	■
C B1564-30++	Polyamide Liner	3m	.030"-.045"/0.8mm-1.2mm		■	■	■	■	■	■	■	■	■	■	□	□	□	□	□	□
B1564-40++	Polyamide Liner	4m	.030"-.045"/0.8mm-1.2mm		■	■	■	■	■	■	■	■	■	■	□	□	□	□	□	□
B1564-50++	Polyamide Liner	5m	.030"-.045"/0.8mm-1.2mm		■	■	■	■	■	■	■	■	■	■	□	□	□	□	□	□
C B2564-30++	Polyamide Liner	3m	.045"-.116"/1.2mm-1.6mm		□	□	□	□	□	□	□	□	□	□	■	■	■	■	■	■
B2564-40++	Polyamide Liner	4m	.045"-.116"/1.2mm-1.6mm		□	□	□	□	□	□	□	□	□	□	■	■	■	■	■	■
B2564-50++	Polyamide Liner	5m	.045"-.116"/1.2mm-1.6mm		□	□	□	□	□	□	□	□	□	□	■	■	■	■	■	■
C B3564-30++	Polyamide Liner	3m	1/16"-5/64"/1.6mm-2.0mm		□	□	□	□	□	□	□	□	□	□	■	■	■	■	■	■
B3564-40++	Polyamide Liner	4m	1/16"-5/64"/1.6mm-2.0mm		□	□	□	□	□	□	□	□	□	□	■	■	■	■	■	■
B3564-50++	Polyamide Liner	5m	1/16"-5/64"/1.6mm-2.0mm		□	□	□	□	□	□	□	□	□	□	■	■	■	■	■	■
C B2554-30++	Carbon Teflon Liner 3m	3m	.040"-.045"/1.0mm-1.2mm		■	■	■	■	■	■	■	■	■	■	□	□	□	□	□	□
B2554-40++	Carbon Teflon Liner 4m	4m	.040"-.045"/1.0mm-1.2mm		■	■	■	■	■	■	■	■	■	■	□	□	□	□	□	□
B2554-50++	Carbon Teflon Liner 5m	5m	.040"-.045"/1.0mm-1.2mm		■	■	■	■	■	■	■	■	■	■	□	□	□	□	□	□
C B3554-30++	Carbon Teflon Liner 3m	3m	.045"-.116"/1.2mm-1.6mm		□	□	□	□	□	□	□	□	□	□	■	■	■	■	■	■
B3554-40++	Carbon Teflon Liner 4m	4m	.045"-.116"/1.2mm-1.6mm		□	□	□	□	□	□	□	□	□	□	■	■	■	■	■	■
B3554-50++	Carbon Teflon Liner 5m	5m	.045"-.116"/1.2mm-1.6mm		□	□	□	□	□	□	□	□	□	□	■	■	■	■	■	■


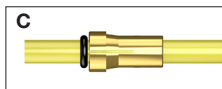
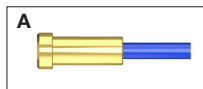
■ Solid Box = Recommended Liner
□ Clear Box = Compatible Liner

++ For optional Neck Liners please use the following codes.

B9000 for soft wires .030"-.045"/0.8mm-1.0mm, B9001 for .040"1/16"/1.0mm-1.6mm

Colour Code

0.6-0.9mm Wire ■ Blue 1.2-1.6mm Wire ■ Yellow
1.0-1.2mm Wire ■ Red 2.0-2.4mm Wire ■ Green



BZL Pro-Grip® Control Handle Features

Introduction

The Pro-Grip® Control Handle allows the user to control welding machine parameters directly from the torch handle.

Control Modules are available in 2 and 4 Button versions, and can be assembled to the handle in seconds. The Control Modules use the existing trigger wires to signal to the power source, so no additional wiring or connectors are required on the power source.

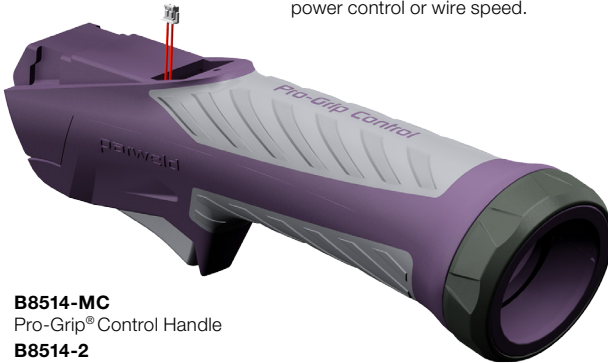
The Pro-Grip® Control Handle can be fitted to all Pro-Grip MAX® torches in the BZL range.



PROMC4
4 Button MIG Control Module
 Allows the selection and adjustment of multiple parameters on the power source for complete remote control.



PROMC2
2 Button MIG Control Module
 Allows the up / down control of a single predefined parameter such as synergic power control or wire speed.



B8514-MC
 Pro-Grip® Control Handle

B8514-2
 Pro-Grip® Control Handle c/w 2 Button Module

B8514-4
 Pro-Grip® Control Handle c/w 4 Button Module

Technical Information

- The control modules are powered by the native control voltage of the power source.
- When a button is pressed, it returns a unique voltage back to the machine.
- The power source uses simple logic to act on the return voltages being received. Detailed technical information available on request.

Ordering Information

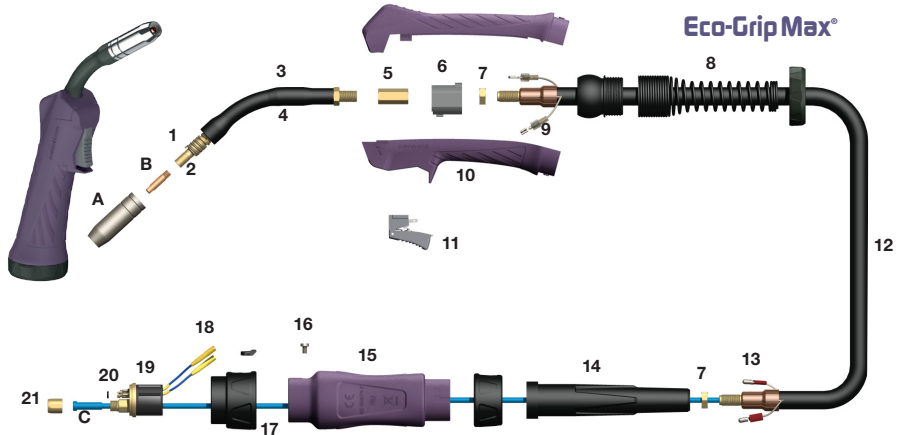
Suffix the torch stock code with 2 for 2 button or 4 for 4 button
 Example: PRO2400-30ER2



Eco-Grip Max® 150A

Air Cooled MIG Torch

140A CO₂, 140A Mixed Gas @ 60% Duty Cycle, EN60974-7 .023"-.040"/0.6mm to 1.0mm Wires



Model

Stock Code	Description
ECO1500-30ER	Eco-Grip Max® Torch Package c/w Euro Fitting x 3m
ECO1500-40ER	Eco-Grip Max® Torch Package c/w Euro Fitting x 4m

Nozzles

Stock Code	Description
A ECO1530*	Everyday Conical Nozzle 15/32"/12mm Bore
B1529	Everyday Cylindrical Nozzle 5/8"/16mm Bore
B1531	Everyday Tapered Nozzle 7/16"/11mm Bore
B1532	Everyday Bottle Nozzle 1/2"/13mm Bore
B1533	Everyday Spot Welding Nozzle 5/8"/16mm Bore

Contact Tips

Stock Code	Description
B ECO1527-06	Everyday Contact Tip .023"/0.6mm M6 ECU
ECO1527-08*	Everyday Contact Tip .030"/0.8mm M6 ECU

Liners

Stock Code	Description
C ECO1535-30	Everyday Steel Liner .023"-.030"/0.6-0.9mm x 3m
ECO1535-40	Everyday Steel Liner .023"-.030"/0.6-0.9mm x 4m

Components

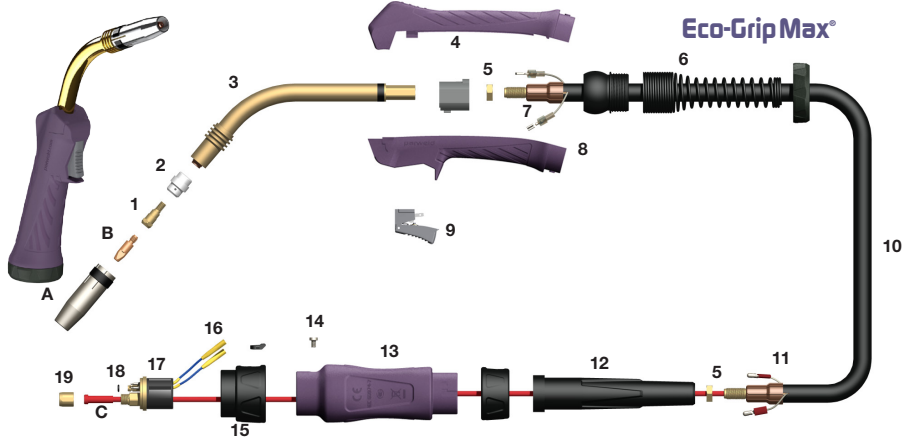
* Denotes Standard Build

Stock Code	Description
1 B1504	Shroud Spring
2 B1507 L/H	Tip Adaptor M6
3 ECO1501	Swan Neck c/w Tip Adaptor and Insulation Sleeve
4 ECO1502	One Piece Neck Insulation Sleeve
5 B2519	Hexagonal Fitting
6 B1515/PG	Handle Location Body
7 B1505	Lock Nut
8 ECO8020	Spring Cable Support
9 B1521	Cable Terminal-Female
10 ECO8514	Eco-Grip Max® Handle Kit
11 B8516	Eco-Grip Max® Trigger
12 B1517-30	Cable Assembly x 3m/10ft
B1517-40	Cable Assembly x 4m/13ft
B1517-50	Cable Assembly x 5m/16ft
13 B1522	Cable Terminal-Male
14 B1841	Cable Support
15 B1518	Gun Plug Housing c/w Nut
16 B1526	Gun Plug Screw
17 B1519/PL	Gun Plug Nut-Plastic c/w Insert
18 Spring Pin 2	Spring Pin Assembly
19 B1528	Gun Plug Body c/w Spring Pins
20 B1524	Gun Plug 'O' Ring
21 B1525	Liner Nut

Eco-Grip Max® 240A

Air Cooled MIG Torch

200A CO₂, 170A Mixed Gas @ 60% Duty Cycle, EN60974-7 .030"- .045"/0.8mm to 1.2mm Wires



Models

Stock Code	Description
ECO2400-30ER	Eco-Grip Max® Welding Torch c/w Euro Fitting x 3m
ECO2400-40ER	Eco-Grip Max® Welding Torch c/w Euro Fitting x 4m
ECO2400-50ER	Eco-Grip Max® Welding Torch c/w Euro Fitting x 5m

Nozzles

Stock Code	Description
A B2415	Cylindrical Nozzle 11/16"/17mm Bore
B2416*	Conical Nozzle 1/2"/13mm Bore
B2417	Tapered Nozzle 3/8"/10mm Bore

Contact Tips

Stock Code	Description
B ECO2504-08	Contact Tip .030"/0.8mm M6 ECu
ECO2504-10*	Contact Tip .040"/1.0mm M6 ECu
ECO2504-12	Contact Tip .045"/1.2mm M6 ECu
ECO2505-08	Contact Tip .030"/0.8mm M6 CuCrZr
ECO2505-10	Contact Tip .040"/1.0mm M6 CuCrZr
ECO2505-12	Contact Tip .045"/1.2mm M6 CuCrZr

Liners

Stock Code	Description
C ECO1535-30	Steel Liner .023"-.035"/0.6mm-0.9mm x 3m
ECO1535-40	Steel Liner .023"-.035"/0.6mm-0.9mm x 4m
ECO1535-50	Steel Liner .023"-.035"/0.6mm-0.9mm x 5m
ECO2524-30*	Steel Liner .040"-.045"/1.0mm-1.2mm x 3m
ECO2524-40*	Steel Liner .040"-.045"/1.0mm-1.2mm x 4m
ECO2524-50*	Steel Liner .040"-.045"/1.0mm-1.2mm x 5m
B1536-30	Teflon Liner .023"-.035"/0.6mm-0.9mm x 3m
B1536-40	Teflon Liner .023"-.035"/0.6mm-0.9mm x 4m
B1536-50	Teflon Liner .023"-.035"/0.6mm-0.9mm x 5m
B2513-30	Teflon Liner .040"-.045"/1.0mm-1.2mm x 3m
B2513-40	Teflon Liner .040"-.045"/1.0mm-1.2mm x 4m
B2513-50	Teflon Liner .040"-.045"/1.0mm-1.2mm x 5m

Components

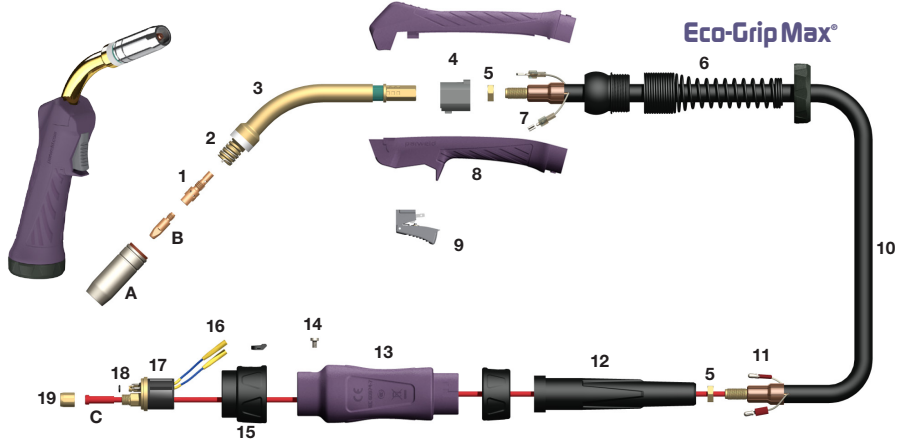
* Denotes Standard Build

Stock Code	Description
1 B2412	Tip Adaptor M6
2 B2405B	Diffuser Black
B2405C*	Diffuser Ceramic
2 B2405W	Diffuser White
3 ECO2401	Swan Neck
4 B1515/PG	Handle Location Body
5 B1505	Lock Nut
6 B8015	Cable Support c/w Knuckle Joint
7 B1521	Cable Terminal
8 ECO8514	Eco-Grip Max® Handle Kit
9 B8516	Eco-Grip Max® Trigger
10 B2603-30	Cable Assembly x 3m/10ft
B2603-40	Cable Assembly x 4m/13ft
B2603-50	Cable Assembly x 5m/16ft
11 B1522	Cable Terminal-Male
12 B2841	Cable Support
13 B1518	Gun Plug Housing c/w Nut
14 B1526	Gun Plug Screw
15 B1519	Gun Plug Nut c/w Insert
16 Spring Pin 2	Spring Pin Assembly
17 B1528	Gun Plug Body c/w Spring Pins
18 B1524	Gun Plug 'O' Ring
19 B1525	Liner Nut

Eco-Grip Max® 250A

Air Cooled MIG Torch

184A CO₂, 160A Mixed Gas @ 60% Duty Cycle, EN60974-7 .030"-.045"/0.8mm to 1.2mm Wires



Models

Stock Code	Description
ECO2500-30ER	Eco-Grip Max® Torch Package c/w Euro Fitting x 3m
ECO2500-40ER	Eco-Grip Max® Torch Package c/w Euro Fitting x 4m
ECO2500-50ER	Eco-Grip Max® Torch Package c/w Euro Fitting x 5m

Nozzles

Stock Code	Description
A ECO2507	Everyday Cylindrical Nozzle 5/7"/18mm Bore
ECO2508*	Everyday Conical Nozzle 19/32"/15mm Bore
ECO2509	Everyday Tapered Nozzle 15/32"/12mm Bore

Contact Tips

Stock Code	Description
B ECO2504-08*	Everyday Contact Tip .030"/0.8mm M6 ECu
ECO2504-10	Everyday Contact Tip .040"/1.0mm M6 ECu
ECO2504-12	Everyday Contact Tip .045"/1.2mm M6 ECu
ECO2505-08	Everyday Contact Tip .030"/0.8mm M6 CuCrZr
ECO2505-10	Everyday Contact Tip .040"/1.0mm M6 CuCrZr
ECO2505-12	Everyday Contact Tip .045"/1.2mm M6 CuCrZr

Liners

Stock Code	Description
C ECO1535-30	Everyday Steel Liner .023"-.035"/0.6-0.9mm x 3m
ECO1535-40	Everyday Steel Liner .023"-.035"/0.6-0.9mm x 4m
ECO1535-50	Everyday Steel Liner .023"-.035"/0.6-0.9mm x 5m
ECO2524-30*	Everyday Steel Liner .040"-.045"/1.0-1.2mm x 3m
ECO2524-40*	Everyday Steel Liner .040"-.045"/1.0-1.2mm x 4m
ECO2524-50*	Everyday Steel Liner .040"-.045"/1.0-1.2mm x 5m

Components

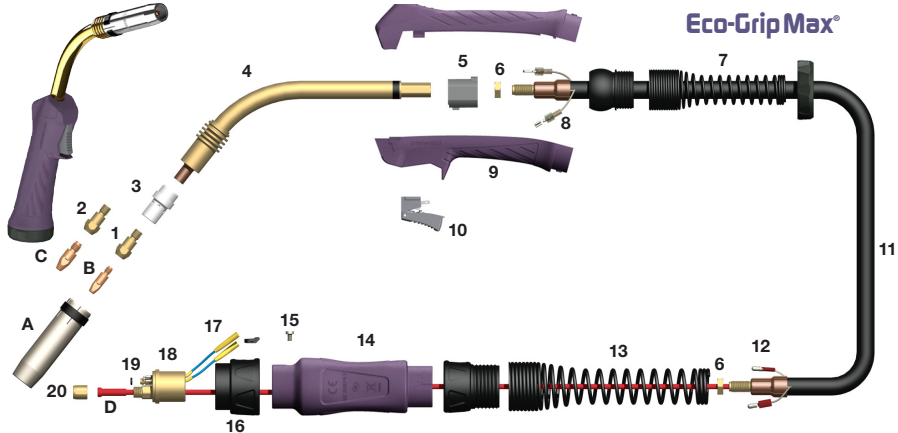
* Denotes Standard Build

Stock Code	Description
1 ECO2506	Everyday Tip Adaptor M6
2 B2502	Shroud Spring
3 ECO2501	Everyday Swan Neck
4 B1515/PG	Handle Location Body
5 B1505	Lock Nut M10
6 ECO8020	Cable Spring Support
7 B1521	Cable Terminal-Female
8 ECO8514	Eco-Grip Max® Handle Kit
9 B8516	Eco-Grip Max® Trigger
10 B2503-30	Cable Assembly x 3m/10ft
B2503-40	Cable Assembly x 4m/13ft
B2503-50	Cable Assembly x 5m/16ft
11 B1522	Cable Terminal-Male
12 B1841	Cable Support
13 B1518	Gun Plug Housing c/w Nut
14 B1526	Gun Plug Screw
15 B1519	Gun Plug Nut c/w Insert
16 Spring Pin 2	Spring Pin Assembly
17 B1528	Gun Plug Body c/w Spring Pins
18 B1524	Gun Plug 'O' Ring
19 B1525	Liner Nut

Eco-Grip Max® 360A

Air Cooled MIG Torch

240A CO₂, 216A Mixed Gas @ 60% Duty Cycle, EN60974-7 .030"- .045"/0.8mm to 1.2mm Wires



Models

Stock Code	Description
ECO3600-30ER	Eco-Grip Max® Torch Package c/w Euro Fitting x 3m
ECO3600-40ER	Eco-Grip Max® Torch Package c/w Euro Fitting x 4m
ECO3600-50ER	Eco-Grip Max® Torch Package c/w Euro Fitting x 5m

Nozzles

Stock Code	Description
A ECO3615	Everyday Cylindrical Nozzle 3/4"/19mm Bore
ECO3616*	Everyday Conical Nozzle 5/8"/16mm Bore
ECO3617	Everyday Tapered Nozzle 15/32"/12mm Bore

Contact Tips

Stock Code	Description
B ECO2504-08	Everyday Contact Tip .030"/0.8mm M6 ECu
ECO2504-10	Everyday Contact Tip .040"/1.0mm M6 ECu
ECO2504-12*	Everyday Contact Tip .045"/1.2mm M6 ECu
ECO2505-08	Everyday Contact Tip .030"/0.8mm M6 CuCrZr
ECO2505-10	Everyday Contact Tip .040"/1.0mm M6 CuCrZr
ECO2505-12	Everyday Contact Tip .045"/1.2mm M6 CuCrZr
C ECO4014-10	Everyday Contact Tip .040"/1.0mm M8 ECu
ECO4014-12	Everyday Contact Tip .045"/1.2mm M8 ECu

Liners

Stock Code	Description
D ECO1535-30	Everyday Steel Liner .023"-.035"/0.6-0.9mm x 3m
ECO1535-40	Everyday Steel Liner .023"-.035"/0.6-0.9mm x 4m
ECO1535-50	Everyday Steel Liner .023"-.035"/0.6-0.9mm x 5m
ECO2524-30*	Everyday Steel Liner .040"-.045"/1.0-1.2mm x 3m
ECO2524-40*	Everyday Steel Liner .040"-.045"/1.0-1.2mm x 4m
ECO2524-50	Everyday Steel Liner .040"-.045"/1.0-1.2mm x 5m

Components

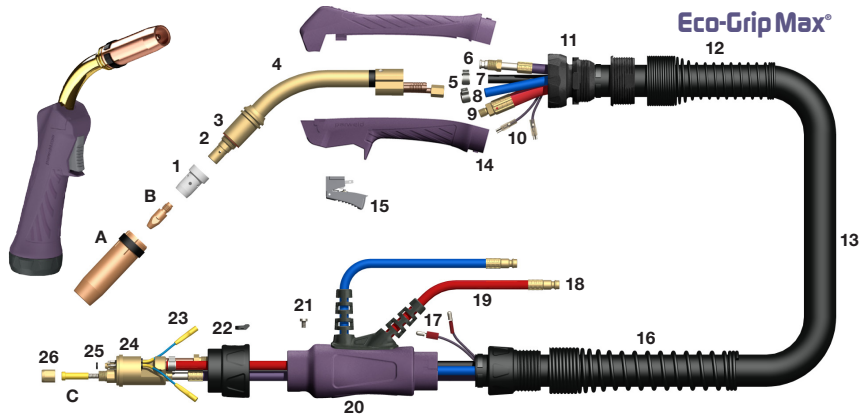
* Denotes Standard Build

Stock Code	Description
1 ECO3612*	Everyday Tip Adaptor, 28.5mm M6
2 ECO3614	Everyday Tip Adaptor, 28.5mm M8
3 B3605B	Diffuser Black
B3605C	Diffuser Ceramic
B3605W	Diffuser White
4 ECO3603	Eco-Grip Max® Swan Neck
5 B1515/PG	Handle Location Body
6 B1505	Lock Nut
7 ECO8020	Cable Spring Support
8 B1521	Cable Terminal-Female
9 ECO8514	Eco-Grip Max® Handle Kit
10 B8516	Eco-Grip Max® Trigger
11 B3609-30	Cable Assembly x 3m/10ft
B3609-40	Cable Assembly x 4m/13ft
B3609-50	Cable Assembly x 5m/16ft
12 B1522	Cable Terminal-Male
13 B8026	Cable Support
14 B1518	Gun Plug Housing c/w Nut
15 B1526	Gun Plug Screw
16 B1519/BK	Gun Plug Nut-Black
17 Spring Pin 2	Spring Pin Assembly
18 B1528	Gun Plug Body c/w Spring Pins
19 B1524	Gun Plug 'O' Ring
20 B1525	Liner Nut

Eco-Grip Max® 401W

Water Cooled MIG Welding Torch

400A CO₂, 350A Mixed Gas @ 100% Duty Cycle, EN60974-7 .030"- .045"/0.8mm to 1.2mm Wires



Models

Stock Code	Description
ECO4001-30ER	Eco-Grip Max® Torch Package c/w Euro Fitting x 3m
ECO4001-40ER	Eco-Grip Max® Torch Package c/w Euro Fitting x 4m
ECO4001-50ER	Eco-Grip Max® Torch Package c/w Euro Fitting x 5m

Nozzles

Stock Code	Description
A ECO5027	Cylindrical Nozzle 3/4"/19mm Bore
ECO5028*	Conical Nozzle 5/8"/16mm Bore
ECO5029	Tapered Nozzle 15/32"/12mm Bore

Contact Tips

Stock Code	Description
B ECO4014-08	Contact Tip .030"/0.8mm M8 Ecu
ECO4014-10	Contact Tip .040"/1.0mm M8 Ecu
ECO4014-12*	Contact Tip .045"/1.2mm M8 Ecu
ECO4015-10	Contact Tip .040"/1.0mm M8 CuCrZr
ECO4015-12	Contact Tip .045"/1.2mm M8 CuCrZr

Liners

Stock Code	Description
C B5033-30*	Plain Liner .040"-.045"/1.0mm-1.2mm x 3m
B5033-40*	Plain Liner .040"-.045"/1.0mm-1.2mm x 4m
B5033-50*	Plain Liner .040"-.045"/1.0mm-1.2mm x 5m
B2513-30	Teflon Liner .040"-.045"/1.0mm-1.2mm x 3m
B2513-40	Teflon Liner .040"-.045"/1.0mm-1.2mm x 4m
B2513-50	Teflon Liner .040"-.045"/1.0mm-1.2mm x 5m

Components

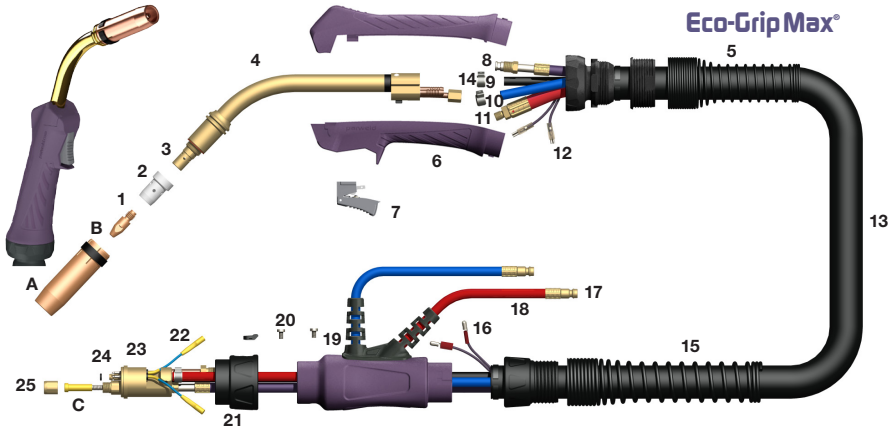
* Denotes Standard Build

Stock Code	Description
1 B5005B	Diffuser Black
B5005C*	Diffuser Ceramic
B5005W	Diffuser White
2 B5001	Tip Adaptor 1"/25mm M8
3 B5003	Insulating Washer
4 ECO4011	Swan Neck
5 B5024	Water Hose Clamp 9.5mm
6 B5008-40	Outer Liner Assembly x 4m
B5008-50	Outer Liner Assembly x 5m
7 B5013-40	Gas Hose Assembly x 4m
B5013-50	Gas Hose Assembly x 5m
8 B5012-40 PVC	Water Inlet Hose Assembly x 4m
B5012-50 PVC	Water Inlet Hose Assembly x 5m
9 B5015-40 PVC	Power Cable Assembly x 4m
B5015-50 PVC	Power Cable Assembly x 5m
10 B5010-40	Switch Lead Assembly x 4m
B5010-50	Switch Lead Assembly x 5m
11 B8031	Ball Joint Assembly c/w Clamp
12 B8032	Spring Cable Support c/w Adaptor
13 B5019-40	Canvas Cover Assembly x 4m
B5019-50	Canvas Cover Assembly x 5m
14 ECO7594	Eco-Grip Max® Handle Kit
15 ECO2516	Eco-Grip Max® Trigger
16 B8027	Spring Cable Support-Rear
17 B1522	Cable Terminal-Male
18 B5023	Water Hose Nipple
19 B5017	Water Outlet Hose O/Braid
20 B5022	Gun Plug Housing c/w Lock Nut and Hose Supports
21 B1526	Gun Plug Screw
22 B1519	Gun Plug Nut c/w Insert
23 Spring Pin 2	Spring Pin Assembly
24 B5098	Gun Plug Body c/w Spring Pins
25 B1524	Gun Plug 'O' Ring
26 B1525	Liner Nut

Eco-Grip Max® 501W

Water Cooled MIG Welding Torch

400A CO₂, 360A Mixed Gas @ 100% Duty Cycle, EN60974-7 .040"-1/16"/1.0mm to 1.6mm Wires



Models

Stock Code	Description
ECO5000-30ER	Eco-Grip Max® Torch Package c/w Euro Fitting x 3m
ECO5000-40ER	Eco-Grip Max® Torch Package c/w Euro Fitting x 4m
ECO5000-50ER	Eco-Grip Max® Torch Package c/w Euro Fitting x 5m

Nozzles

Stock Code	Description
A ECO5027	Everyday Cylindrical Nozzle 3/4"/19mm Bore
ECO5028*	Everyday Conical Nozzle 5/8"/16mm Bore
ECO5029	Everyday Tapered Nozzle 9/16"/14mm Bore

Contact Tips

Stock Code	Description
B ECO4014-10	Everyday Contact Tip .040"/1.0mm M8 ECu
ECO4014-12	Everyday Contact Tip .045"/1.2mm M8 ECu
ECO4014-16	Everyday Contact Tip 1/16"/1.6mm M8 ECu
B4015-10	Contact Tip .040"/1.0mm M8 CuCrZr
B4015-12*	Contact Tip .045"/1.2mm M8 CuCrZr
B4015-16	Contact Tip 1/16"/1.6mm M8 CuCrZr

Liners

Stock Code	Description
C B5033-30	Plain Liner .040"-.045"/1.0-1.2mm x 3m
B5033-40	Plain Liner .040"-.045"/1.0-1.2mm x 4m
B5034-30*	Plain Liner .045"-1/16"/1.2-1.6mm x 3m
B5034-40*	Plain Liner .045"-1/16"/1.2-1.6mm x 4m
B4033-30	Plain Liner .080"-.090"/2.0-2.4mm x 3m
B4033-40	Plain Liner .080"-.090"/2.0-2.4mm x 4m
B2513-30	Teflon Liner .040"-.045"/1.0-1.2mm x 3m
B2513-40	Teflon Liner .040"-.045"/1.0-1.2mm x 4m
B3626-30	Teflon Liner .045"-1/16"/1.2mm-1.6mm x 3m
B3626-40	Teflon Liner .045"-1/16"/1.2mm-1.6mm x 4m

Components

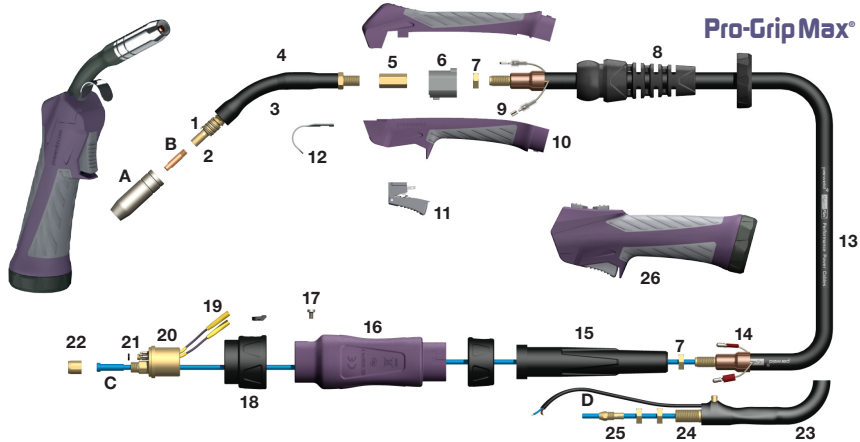
* Denotes Standard Build

Stock Code	Description
1 B5005B	Diffuser Black
B5005C	Diffuser Ceramic
B5005W*	Diffuser White
2 ECO5001	Tip Adaptor, 25.0mm M8
3 B5003	Insulating Washer
4 ECO5002	Everyday Swan Neck
5 ECO8032	Cable Spring Support
6 ECO8594	Eco-Grip Max® Handle Kit
7 B8516	Eco-Grip Max® Trigger
8 B5008-30	Outer Liner Assembly x 3m
B5008-40	Outer Liner Assembly x 4m
9 B5013-30	Gas Hose Assembly, PVC x 3m
B5013-40	Gas Hose Assembly, PVC x 4m
10 B5012-30 PVC	Water Inlet Hose Assembly x 3m
B5012-40 PVC	Water Inlet Hose Assembly x 4m
11 B5015-30 PVC	Gas Hose Assembly, PVC x 3m
B5015-40 PVC	Gas Hose Assembly, PVC x 4m
12 B5010-30	Switch Lead Assembly x 3m
B5010-40	Switch Lead Assembly x 4m
13 B5019-30	Canvas Cover Assembly x 3m
B5019-40	Canvas Cover Assembly x 4m
14 B5024	Water Hose Clamp, 9.5mm
15 B8027	Cable Spring Support
16 B1522	Cable Terminal-Male
17 B5023	Water Hose Nipple
18 B5017 PVC	Water Outlet Hose
19 B5022/BK	Gun Plug Housing c/w Lock Nut and Hose Supports
20 B1526	Gun Plug Screw
21 B1519/BK	Gun Plug Nut
22 B1523	Gun Plug Terminal
23 B5098	Gun Plug Body c/w Spring Pins
24 B1524	Gun Plug 'O' Ring
25 B1525	Liner Nut

Pro-Grip Max® 150A

Air Cooled MIG Torch

180A CO₂, 150A Mixed Gas @ 60% Duty Cycle, EN60974-7 .023"- .040"/0.6mm to 1.0mm Wires



Models

Stock Code	Description
PRO1500-30ER	Pro-Grip Max® Welding Torch c/w Euro Fitting x 3m
PRO1500-40ER	Pro-Grip Max® Welding Torch c/w Euro Fitting x 4m
PRO1500-50ER	Pro-Grip Max® Welding Torch c/w Euro Fitting x 5m
PRO1500-30TEL	Pro-Grip Max® Welding Torch c/w Telwin Fitting x 3m
PRO1500-40TEL	Pro-Grip Max® Welding Torch c/w Telwin Fitting x 4m
PRO1500-50TEL	Pro-Grip Max® Welding Torch c/w Telwin Fitting x 5m

Note: For 2 or 4 Button Control Torches suffix stock code with 2 or 4

Nozzles

Stock Code	Description
A B1529	Cylindrical Nozzle 5/8"/16mm Bore
B1530*	Conical Nozzle 15/32"/12mm Bore
B1531	Tapered Nozzle 7/16"/11mm Bore
B1532	Bottle Nozzle 1/2"/13mm Bore
B1533	Spot Welding Nozzle 5/8"/16mm Bore

Contact Tips

Stock Code	Description
B B1527-06	Contact Tip .023"/0.6mm M6 ECu
B1527-08*	Contact Tip .030"/0.8mm M6 ECu
B1527-09	Contact Tip .035"/0.9mm M6 ECu
B1527-10	Contact Tip .040"/1.0mm M6 ECu

Liners

Stock Code	Description
C B1535-30*	Steel Liner .023"-.035"/0.6mm-0.9mm x 3m
B1535-40*	Steel Liner .023"-.035"/0.6mm-0.9mm x 4m
B1535-50*	Steel Liner .023"-.035"/0.6mm-0.9mm x 5m
B1536-30	Teflon Liner .023"-.035"/0.6mm-0.9mm x 3m
B1536-40	Teflon Liner .023"-.035"/0.6mm-0.9mm x 4m
B1536-50	Teflon Liner .023"-.035"/0.6mm-0.9mm x 5m
D B1535-40TEL	Steel Liner .023"-.035"/0.6mm-0.9mm x 4m Telwin
B1535-50TEL	Steel Liner .023"-.035"/0.6mm-0.9mm x 5m Telwin

Components

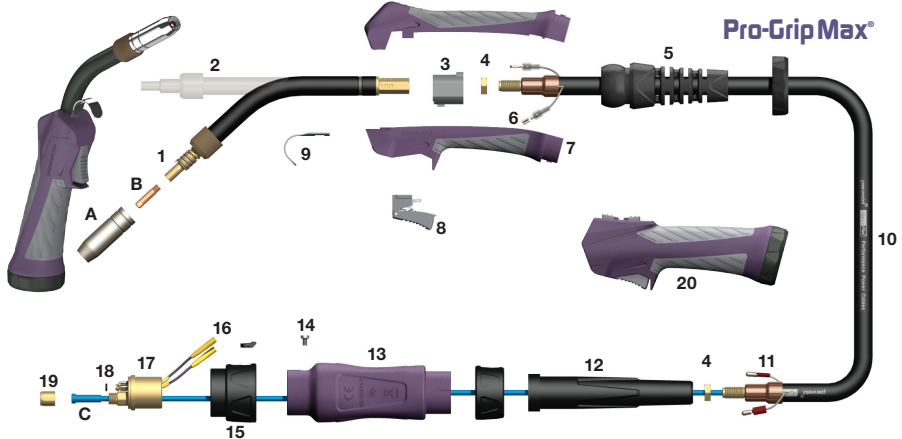
* Denotes Standard Build

Stock Code	Description
1 B1504	Shroud Spring
2 B1507 L/H	Tip Adaptor
3 B1501	Swan Neck c/w Tip Adaptor, Spring and Sleeve
4 B1502	Insulation Sleeve
5 B2519	Hexagonal Fitting
6 B1515/PG	Handle Location Body
7 B1505	Lock Nut
8 B8015	Cable Support c/w Knuckle Joint
9 B1521	Cable Terminal
10 B8514	Pro-Grip Max® Handle Kit
11 B8516	Pro-Grip Max® Trigger
12 B2517	Hanger Hook
13 B1517-30	Hyperflex™ Cable Assembly x 3m
B1517-40	Hyperflex™ Cable Assembly x 4m
B1517-50	Hyperflex™ Cable Assembly x 5m
14 B1522	Cable Terminal-Male
15 B1841	Cable Support c/w Knuckle Joint
16 B1518	Gun Plug Housing c/w Nut
17 B1526	Gun Plug Screw
18 B1519PL	Gun Plug Nut-Plastic c/w Insert
19 Spring Pin 2	Spring Pin Assembly
20 B1528	Gun Plug Body c/w Spring Pins
21 B1524	Gun Plug 'O' Ring
22 B1525	Liner Nut
23 B1251	Strain Relief
24 B1517-30TEL	Hyperflex™ Cable Assembly x 3m Telwin
B1517-40TEL	Hyperflex™ Cable Assembly x 4m Telwin
B1517-50TEL	Hyperflex™ Cable Assembly x 5m Telwin
25 B1552	Liner Collet
26 B8514-2	Pro-Grip® Control Handle Kit c/w 2 Button Module
B8514-4	Pro-Grip® Control Handle Kit c/w 4 Button Module

Pro-Grip Max® 150A Flex

Air Cooled MIG Torch

180A CO₂, 150A Mixed Gas @ 60% Duty Cycle, EN60974-7 .023"-.040"/0.6mm to 1.0mm Wires



Models

Stock Code	Description
PRO1500FX-30ER	Pro-Grip Max® Flex Welding Torch c/w Euro Fitting x 3m
PRO1500FX-40ER	Pro-Grip Max® Flex Welding Torch c/w Euro Fitting x 4m

Note: For 2 or 4 Button Control Torches suffix stock code with 2 or 4

Nozzles

Stock Code	Description
A B1529	Cylindrical Nozzle 5/8"/16mm Bore
B1530*	Conical Nozzle 15/32"/12mm Bore
B1531	Tapered Nozzle 7/16"/11mm Bore
B1532	Bottle Nozzle 1/2"/13mm Bore
B1533	Spot Welding Nozzle 5/8"/16mm Bore

Contact Tips

Stock Code	Description
B B1527-06	Contact Tip .023"/0.6mm M6 ECU
B1527-08*	Contact Tip .030"/0.8mm M6 ECU
B1527-09	Contact Tip .035"/0.9mm M6 ECU
B1527-10	Contact Tip .040"/1.0mm M6 ECU

Liners

Stock Code	Description
C B1535-30*	Steel Liner .023"-.035"/0.6mm-0.9mm x 3m
B1535-40*	Steel Liner .023"-.035"/0.6mm-0.9mm x 4m
B1536-30	Teflon Liner .023"-.035"/0.6mm-0.9mm x 3m
B1536-40	Teflon Liner .023"-.035"/0.6mm-0.9mm x 4m

Components

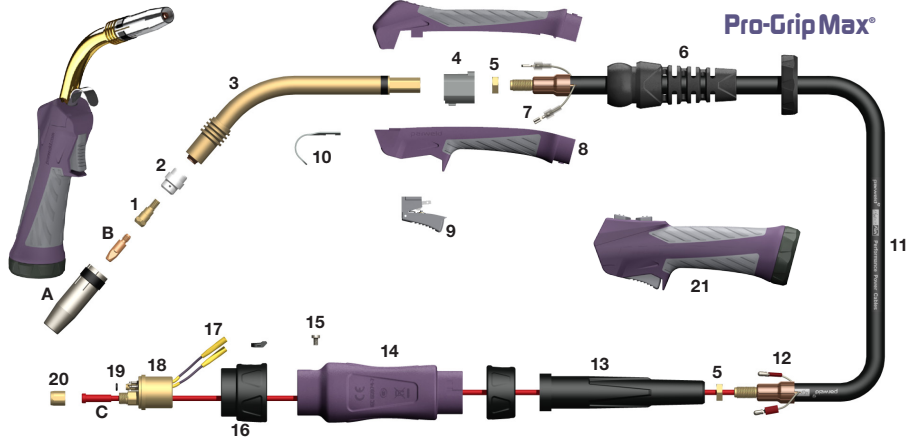
* Denotes Standard Build

Stock Code	Description
1 B1504	Shroud Spring
2 B1501FX	Swan Neck
3 B1515/PG	Handle Location Body
4 B1505	Lock Nut
5 B8015	Cable Support c/w Knuckle Joint
6 B1521	Cable Terminal
7 B8514	Pro-Grip Max® Handle Kit
8 B8516	Pro-Grip Max® Trigger
9 B2517	Hanger Hook
10 B1517-30	Hyperflex™ Cable Assembly x 3m
B1517-40	Hyperflex™ Cable Assembly x 4m
11 B1522	Cable Terminal-Male
12 B1841	Cable Support
13 B1518	Gun Plug Housing c/w Nut
14 B1526	Gun Plug Screw
15 B1519PL	Gun Plug Nut-Plastic c/w Insert
16 Spring Pin 2	Spring Pin Assembly
17 B1528	Gun Plug Body c/w Spring Pins
18 B1524	Gun Plug 'O' Ring
19 B1525	Liner Nut
20 B8514-2	Pro-Grip® Control Handle Kit c/w 2 Button Module
B8514-4	Pro-Grip® Control Handle Kit c/w 4 Button Module

Pro-Grip Max® 240A

Air Cooled MIG Torch

250A CO₂, 220A Mixed Gas @ 60% Duty Cycle, EN60974-7 .030"- .045"/0.8mm to 1.2mm Wires



Models

Stock Code	Description
PRO2400-30ER	Pro-Grip Max® Welding Torch c/w Euro Fitting x 3m
PRO2400-40ER	Pro-Grip Max® Welding Torch c/w Euro Fitting x 4m
PRO2400-50ER	Pro-Grip Max® Welding Torch c/w Euro Fitting x 5m

Note: For 2 or 4 Button Control Torches suffix stock code with 2 or 4

Nozzles

Stock Code	Description
A B2415	Cylindrical Nozzle 11/16"/17mm Bore
B2416*	Conical Nozzle 1/2"/13mm Bore
B2417	Tapered Nozzle 3/8"/10mm Bore

Contact Tips

Stock Code	Description
B B2504-08	Contact Tip .030"/0.8mm M6 Ecu
B2504-10*	Contact Tip .040"/1.0mm M6 Ecu
B2504-12	Contact Tip .045"/1.2mm M6 Ecu
B2505-08	Contact Tip .030"/0.8mm M6 CuCrZr
B2505-10	Contact Tip .040"/1.0mm M6 CuCrZr
B2505-12	Contact Tip .045"/1.2mm M6 CuCrZr

Liners

Stock Code	Description
C B1535-30	Steel Liner .023"-.035"/0.6mm-0.9mm x 3m
B1535-40	Steel Liner .023"-.035"/0.6mm-0.9mm x 4m
B1535-50	Steel Liner .023"-.035"/0.6mm-0.9mm x 5m
B2524-30*	Steel Liner .040"-.045"/1.0mm-1.2mm x 3m
B2524-40*	Steel Liner .040"-.045"/1.0mm-1.2mm x 4m
B2524-50*	Steel Liner .040"-.045"/1.0mm-1.2mm x 5m
B1536-30	Teflon Liner .023"-.035"/0.6mm-0.9mm x 3m
B1536-40	Teflon Liner .023"-.035"/0.6mm-0.9mm x 4m
B1536-50	Teflon Liner .023"-.035"/0.6mm-0.9mm x 5m
B2513-30	Teflon Liner .040"-.045"/1.0mm-1.2mm x 3m
B2513-40	Teflon Liner .040"-.045"/1.0mm-1.2mm x 4m
B2513-50	Teflon Liner .040"-.045"/1.0mm-1.2mm x 5m

Components

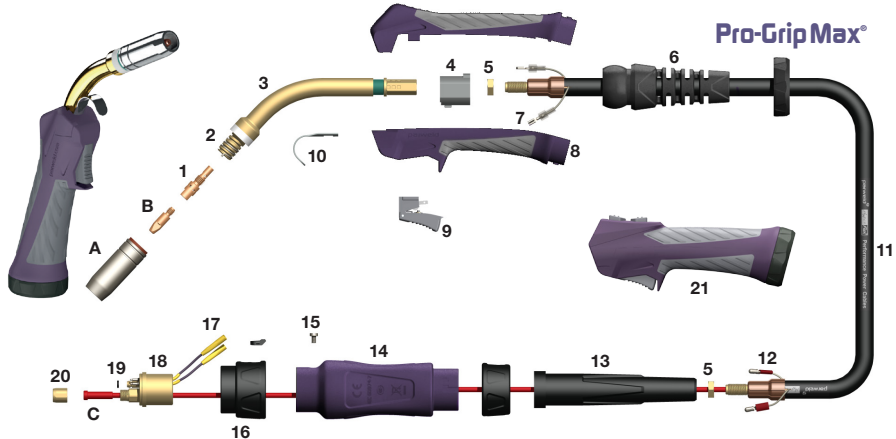
* Denotes Standard Build

Stock Code	Description
1 B2412	Tip Adaptor M6
2 B2405B	Diffuser Black
B2405C*	Diffuser Ceramic
2 B2405W	Diffuser White
3 B2401	Swan Neck
4 B1515/PG	Handle Location Body
5 B1505	Lock Nut
6 B8015	Cable Support c/w Knuckle Joint
7 B1521	Cable Terminal
8 B8514	Pro-Grip Max® Handle Kit
9 B8516	Pro-Grip Max® Trigger
10 B2517	Hanger Hook
11 B2603-30	Hyperflex™ Cable Assembly x 3m
B2603-40	Hyperflex™ Cable Assembly x 4m
B2603-50	Hyperflex™ Cable Assembly x 5m
12 B1522	Cable Terminal-Male
13 B2841	Cable Support
14 B1518	Gun Plug Housing c/w Nut
15 B1526	Gun Plug Screw
16 B1519	Gun Plug Nut c/w Insert
17 Spring Pin 2	Spring Pin Assembly
18 B1528	Gun Plug Body c/w Spring Pins
19 B1524	Gun Plug 'O' Ring
20 B1525	Liner Nut
21 B8514-2	Pro-Grip® Control Handle Kit c/w 2 Button Module
B8514-4	Pro-Grip® Control Handle Kit c/w 4 Button Module

Pro-Grip Max® 250A

Air Cooled MIG Torch

230A CO₂, 200A Mixed Gas @ 60% Duty Cycle, EN60974-7 .030"-.045"/0.8mm to 1.2mm Wires



Models

Stock Code	Description
PRO2500-30ER	Pro-Grip Max® Welding Torch c/w Euro Fitting x 3m
PRO2500-40ER	Pro-Grip Max® Welding Torch c/w Euro Fitting x 4m
PRO2500-50ER	Pro-Grip Max® Welding Torch c/w Euro Fitting x 5m

Note: For 2 or 4 Button Control Torches suffix stock code with 2 or 4

Liners

* Denotes Standard Build

Stock Code	Description
B1536-50	Teflon Liner .023"-.035"/0.6mm-0.9mm x 5m
B2513-30	Teflon Liner .040"-.045"/1.0mm-1.2mm x 3m
B2513-40	Teflon Liner .040"-.045"/1.0mm-1.2mm x 4m
B2513-50	Teflon Liner .040"-.045"/1.0mm-1.2mm x 5m

Nozzles

Stock Code	Description
A B2507	Cylindrical Nozzle 5/7"/18mm Bore
B2508*	Conical Nozzle 19/32"/15mm Bore
B2509	Tapered Nozzle 15/32"/12mm Bore
B2510	Bottle Nozzle 19/32"/15mm Bore
B2511	Spot Welding Nozzle 5/7"/18mm Bore

Contact Tips

Stock Code	Description
B B2504-08	Contact Tip .030"/0.8mm M6 Ecu
B2504-09	Contact Tip .035"/0.9mm M6 Ecu
B2504-10*	Contact Tip .040"/1.0mm M6 Ecu
B2504-12	Contact Tip .045"/1.2mm M6 Ecu
B2505-08	Contact Tip .030"/0.8mm CuCrZr
B2505-09	Contact Tip .035"/0.9mm CuCrZr
B2505-10	Contact Tip .040"/1.0mm CuCrZr
B2505-12	Contact Tip .045"/1.2mm CuCrZr

Liners

Stock Code	Description
C B1535-30	Steel Liner .023"-.035"/0.6mm-0.9mm x 3m
B1535-40	Steel Liner .023"-.035"/0.6mm-0.9mm x 4m
B1535-50	Steel Liner .023"-.035"/0.6mm-0.9mm x 5m
B2524-30*	Steel Liner .040"-.045"/1.0mm-1.2mm x 3m
B2524-40*	Steel Liner .040"-.045"/1.0mm-1.2mm x 4m
B2524-50*	Steel Liner .040"-.045"/1.0mm-1.2mm x 5m
B1536-30	Teflon Liner .023"-.035"/0.6mm-0.9mm x 3m
B1536-40	Teflon Liner .023"-.035"/0.6mm-0.9mm x 4m


Components

Stock Code	Description
1 B2506*	Tip Adaptor M6
NI B2536	Tip Adaptor M8 (See M8 Tips)
2 B2502	Shroud Spring
3 B2501	Swan Neck
4 B1515/PG	Handle Location Body
5 B1505	Lock Nut
6 B8015	Cable Support c/w Knuckle Joint
7 B1521	Cable Terminal
8 B8514	Pro-Grip Max® Handle Kit
9 B8516	Pro-Grip Max® Trigger
10 B2517	Hanger Hook
11 B2503-30	Hyperflex™ Cable Assembly x 3m
B2503-40	Hyperflex™ Cable Assembly x 4m
B2503-50	Hyperflex™ Cable Assembly x 5m
12 B1522	Cable Terminal-Male
13 B2841	Cable Support
14 B1518	Gun Plug Housing c/w Nut
15 B1526	Gun Plug Screw
16 B1519	Gun Plug Nut c/w Insert
17 Spring Pin 2	Spring Pin Assembly
18 B1528	Gun Plug Body c/w Spring Pins
19 B1524	Gun Plug 'O' Ring
20 B1525	Liner Nut
21 B8514-2	Pro-Grip® Control Handle Kit c/w 2 Button Module
B8514-4	Pro-Grip® Control Handle Kit c/w 4 Button Module

Pro-Grip Max® 250A Flex

Air Cooled MIG Torch

230A CO₂, 200A Mixed Gas @ 60% Duty Cycle, EN60974-7 .030"-.045"/0.8mm to 1.2mm Wires



Models

Stock Code Description

PRO2500FX-30ER Pro-Grip Max® Flex Welding Torch c/w Euro Fitting x 3m
PRO2500FX-40ER Pro-Grip Max® Flex Welding Torch c/w Euro Fitting x 4m
Note: For 2 or 4 Button Control Torches suffix stock code with 2 or 4

Nozzles

Stock Code	Description
A B2507	Cylindrical Nozzle 5/7"/18mm Bore
B2508*	Conical Nozzle 19/32"/15mm Bore
B2509	Tapered Nozzle 15/32"/12mm Bore
B2510	Bottle Nozzle 19/32"/15mm Bore
B2511	Spot Welding Nozzle 19/32"/15mm Bore

Contact Tips

Stock Code	Description
B B2504-08	Contact Tip .030"/0.8mm M6 ECU
B2504-10*	Contact Tip .040"/1.0mm M6 ECU
B2504-12	Contact Tip .045"/1.2mm M6 ECU
B2505-08	Contact Tip .030"/0.8mm M6 CuCrZr
B2505-10	Contact Tip .040"/1.0mm M6 CuCrZr
B2505-12	Contact Tip .045"/1.2mm M6 CuCrZr

Liners

Stock Code	Description
C B1535-30	Steel Liner .023"-.035"/0.6mm-0.9mm x 3m
B1535-40	Steel Liner .023"-.035"/0.6mm-0.9mm x 4m
B2524-30*	Steel Liner .040"-.045"/1.0mm-1.2mm x 3m
B2524-40*	Steel Liner .040"-.045"/1.0mm-1.2mm x 4m
B1536-30	Teflon Liner .023"-.035"/0.6mm-0.9mm x 3m
B1536-40	Teflon Liner .023"-.035"/0.6mm-0.9mm x 4m
B2513-30	Teflon Liner .040"-.045"/1.0mm-1.2mm x 3m
B2513-40	Teflon Liner .040"-.045"/1.0mm-1.2mm x 4m

Components

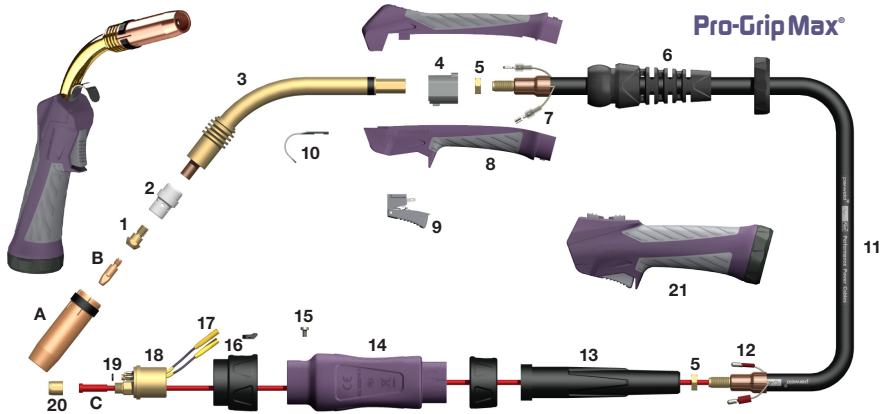
* Denotes Standard Build

Stock Code	Description
1 B2506*	Tip Adaptor M6
NI B2536	Tip Adaptor M8 (See M8 Tips)
2 B2502	Shroud Spring
3 B2501FX	Swan Neck
4 B1515/PG	Handle Location Body
5 B1505	Lock Nut
6 B8015	Cable Support c/w Knuckle Joint
7 B1521	Cable Terminal
8 B8514	Pro-Grip Max® Handle Kit
9 B8516	Pro-Grip Max® Trigger
10 B2517	Hanger Hook
11 B2503-30	Hyperflex™ Cable Assembly x 3m
B2503-40	Hyperflex™ Cable Assembly x 4m
12 B1522	Cable Terminal-Male
13 B2841	Cable Support
14 B1518	Gun Plug Housing c/w Nut
15 B1526	Gun Plug Screw
16 B1519	Gun Plug Nut c/w Insert
17 Spring Pin 2	Spring Pin Assembly
18 B1528	Gun Plug Body c/w Spring Pins
19 B1524	Gun Plug 'O' Ring
20 B1525	Liner Nut
21 B8514-2	Pro-Grip® Control Handle Kit c/w 2 Button Module
B8514-4	Pro-Grip® Control Handle Kit c/w 4 Button Module

Pro-Grip Max® 260A

Air Cooled MIG Torch

250A CO₂, 220A Mixed Gas @ 60% Duty Cycle, EN60974-7 .030"- .045"/0.8mm to 1.2mm Wires



Models

Stock Code	Description
PRO2600-30ER	Pro-Grip Max® Welding Torch c/w Euro Fitting x 3m
PRO2600-40ER	Pro-Grip Max® Welding Torch c/w Euro Fitting x 4m
PRO2600-50ER	Pro-Grip Max® Welding Torch c/w Euro Fitting x 5m

Note: For 2 or 4 Button Control Torches suffix stock code with 2 or 4

Nozzles

Stock Code	Description
A B5027	Cylindrical Nozzle 3/4"/19mm Bore
B5028*	Conical Nozzle 5/8"/16mm Bore
B5029	Tapered Nozzle 9/16"/14mm Bore

Contact Tips

Stock Code	Description
B B2504-08	Contact Tip .030"/0.8mm M6 ECu
B2504-09	Contact Tip .035"/0.9mm M6 ECu
B2504-10	Contact Tip .040"/1.0mm M6 ECu
B2504-12*	Contact Tip .045"/1.2mm M6 ECu
B2505-08	Contact Tip .030"/0.8mm M6 CuCrZr
B2505-09	Contact Tip .035"/0.9mm M6 CuCrZr
B2505-10	Contact Tip .040"/1.0mm M6 CuCrZr
B2505-12	Contact Tip .045"/1.2mm M6 CuCrZr

Liners

Stock Code	Description
C B2524-30*	Steel Liner .040"-.045"/1.0mm-1.2mm x 3m
B2524-40*	Steel Liner .040"-.045"/1.0mm-1.2mm x 4m
B2524-50*	Steel Liner .040"-.045"/1.0mm-1.2mm x 5m
B2513-30	Teflon Liner .040"-.045"/1.0mm-1.2mm x 3m
B2513-40	Teflon Liner .040"-.045"/1.0mm-1.2mm x 4m
B2513-50	Teflon Liner .040"-.045"/1.0mm-1.2mm x 5m

Components

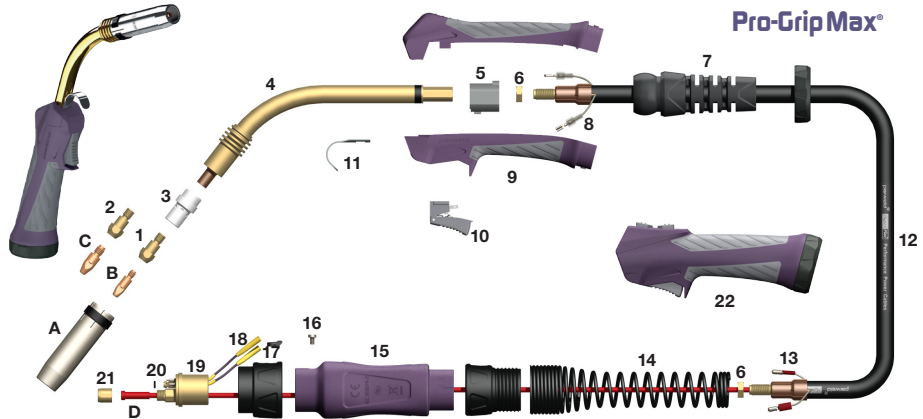
* Denotes Standard Build

Stock Code	Description
1 B2612	Tip Adaptor M6
NI B2312MB	Tip Adaptor M8
2 B2605B	Diffuser Black
B2605C*	Diffuser Ceramic
B2605W	Diffuser White
3 B2601	Swan Neck
4 B1515/PG	Handle Location Body
5 B1505	Lock Nut
6 B8015	Cable Support c/w Knuckle Joint
7 B1521	Cable Terminal
8 B8514	Pro-Grip Max® Handle Kit
9 B8516	Pro-Grip Max® Trigger
10 B2517	Hanger Hook
11 B2603-30	Hyperflex™ Cable Assembly x 3m
B2603-40	Hyperflex™ Cable Assembly x 4m
B2603-50	Hyperflex™ Cable Assembly x 5m
12 B1522	Cable Terminal-Male
13 B2841	Cable Support
14 B1518	Gun Plug Housing c/w Nut
15 B1526	Gun Plug Screw
16 B1519	Gun Plug Nut c/w Insert
17 Spring Pin 2	Spring Pin Assembly
18 B1528	Gun Plug Body c/w Spring Pins
19 B1524	Gun Plug 'O' Ring
20 B1525	Liner Nut
21 B8514-2	Pro-Grip® Control Handle Kit c/w 2 Button Module
B8514-4	Pro-Grip® Control Handle Kit c/w 4 Button Module

Pro-Grip Max® 360A

Air Cooled MIG Torch

300A CO₂, 270A Mixed Gas @ 60% Duty Cycle, EN60974-7 .030"- .045"/0.8mm to 1.2mm Wires



Models

Stock Code	Description
PRO3600-30ER	Pro-Grip Max® Welding Torch c/w Euro Fitting x 3m
PRO3600-40ER	Pro-Grip Max® Welding Torch c/w Euro Fitting x 4m
PRO3600-50ER	Pro-Grip Max® Welding Torch c/w Euro Fitting x 5m

Note: For 2 or 4 Button Control Torches suffix stock code with 2 or 4

Nozzles

Stock Code	Description
A B3615	Cylindrical Nozzle 3/4"/19mm Bore
B3616*	Conical Nozzle 5/8"/16mm Bore
B3617	Tapered Nozzle 15/32"/12mm Bore

Contact Tips

Stock Code	Description
B B2504-10	Contact Tip .040"/1.0mm M6 Ecu
B2504-12*	Contact Tip .045"/1.2mm M6 Ecu
B2505-10	Contact Tip .040"/1.0mm M6 CuCrZr
B2505-12	Contact Tip .045"/1.2mm M6 CuCrZr
C B4014-10	Contact Tip .040"/1.0mm M8 Ecu
B4014-12	Contact Tip .045"/1.2mm M8 Ecu
B4015-10	Contact Tip .040"/1.0mm M8 CuCrZr
B4015-12	Contact Tip .045"/1.2mm M8 CuCrZr

Liners

Stock Code	Description
D B2524-30*	Steel Liner .040"- .045"/1.0mm-1.2mm x 3m
B2524-40*	Steel Liner .040"- .045"/1.0mm-1.2mm x 4m
B2524-50*	Steel Liner .040"- .045"/1.0mm-1.2mm x 5m
B2513-30	Teflon Liner .040"- .045"/1.0mm-1.2mm x 3m
B2513-40	Teflon Liner .040"- .045"/1.0mm-1.2mm x 4m
B2513-50	Teflon Liner .040"- .045"/1.0mm-1.2mm x 5m

Components

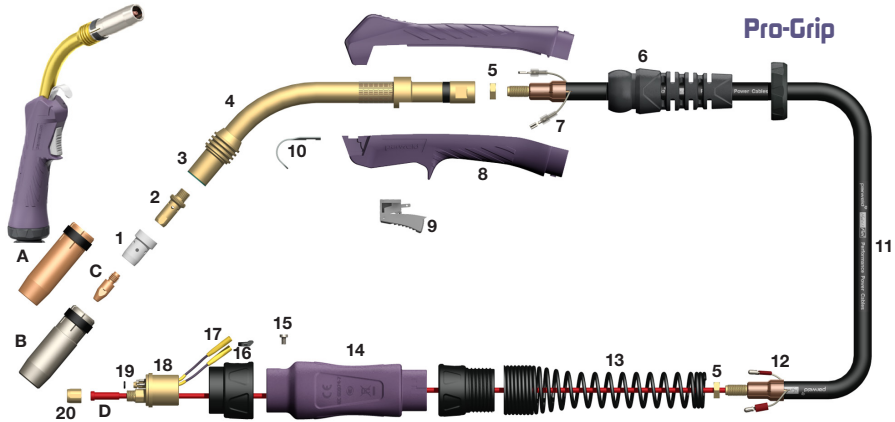
* Denotes Standard Build

Stock Code	Description
1 B3612*	Tip Adaptor 1.12"/28.5mm M6
2 B3614	Tip Adaptor 1.12"/28.5mm M8
NI B3613	Tip Adaptor 1.24"/31.5mm M6
3 B3605B	Diffuser Black
B3605C*	Diffuser Ceramic
B3605W	Diffuser White
4 B3603	Swan Neck
5 B1515/PG	Handle Location Body
6 B1505	Lock Nut
7 B8016	Cable Support c/w Knuckle Joint
8 B1521	Cable Terminal
9 B8514	Pro-Grip Max® Handle Kit
10 B8516	Pro-Grip Max® Trigger
11 B2517	Hanger Hook
12 B3609-30	Hyperflex™ Cable Assembly x 3m
B3609-40	Hyperflex™ Cable Assembly x 4m
B3609-50	Hyperflex™ Cable Assembly x 5m
13 B1522	Cable Terminal-Male
14 B8026	Spring Cable Support-Rear
15 B1518	Gun Plug Housing c/w Nut
16 B1526	Gun Plug Screw
17 B1519	Gun Plug Nut c/w Insert
18 Spring Pin 2	Spring Pin Assembly
19 B1528	Gun Plug Body c/w Spring Pins
20 B1524	Gun Plug 'O' Ring
21 B1525	Liner Nut
22 B8514-2	Pro-Grip® Control Handle Kit c/w 2 Button Module
B8514-4	Pro-Grip® Control Handle Kit c/w 4 Button Module

Pro-Grip® 380A

Air Cooled MIG Torch

350A CO₂, 320A Mixed Gas @ 60% Duty Cycle, EN60974-7 .045"-1/16"/1.2mm to 1.6mm Wires



Models

Stock Code	Description
B3800-30ER	Pro-Grip Torch Package c/w Euro Fitting x 3m
B3800-40ER	Pro-Grip Torch Package c/w Euro Fitting x 4m
B3800-50ER	Pro-Grip Torch Package c/w Euro Fitting x 5m

Nozzles

Stock Code	Description
A B5027	Cylindrical Nozzle 3/4"/19mm Bore
B5028	Conical Nozzle 5/8"/16mm Bore
B5029	Tapered Nozzle 9/16"/14mm Bore
B B5028HD*	HD Conical Nozzle 5/8"/16mm Bore

Contact Tips

Stock Code	Description
C B4014-12*	Contact Tip .045"/1.2mm M8 ECU
B4014-16	Contact Tip 1/16"/1.6mm M8 ECU
B4015-12	Contact Tip .045"/1.2mm M8 CuCrZr
B4015-16	Contact Tip 1/16"/1.6mm M8 CuCrZr

Liners

Stock Code	Description
D B2524-30*	Steel Liner .040"-.045"/1.0mm-1.2mm x 3m
B2524-40*	Steel Liner .040"-.045"/1.0mm-1.2mm x 4m
B2524-50*	Steel Liner .040"-.045"/1.0mm-1.2mm x 5m
B3631-30	Steel Liner 1/16"/1.6mm x 3m
B3631-40	Steel Liner 1/16"/1.6mm x 4m
B3631-50	Steel Liner 1/16"/1.6mm x 5m Yellow
B2513-30	Teflon Liner .040"-.045"/1.0mm-1.2mm x 3m
B2513-40	Teflon Liner .040"-.045"/1.0mm-1.2mm x 4m
B2513-50	Teflon Liner .040"-.045"/1.0mm-1.2mm x 5m
B3626-30	Teflon Liner .045"-1/16"/1.2mm-1.6mm x 3m
B3626-40	Teflon Liner .045"-1/16"/1.2mm-1.6mm x 4m
B3626-50	Teflon Liner .045"-1/16"/1.2mm-1.6mm x 3m

Components

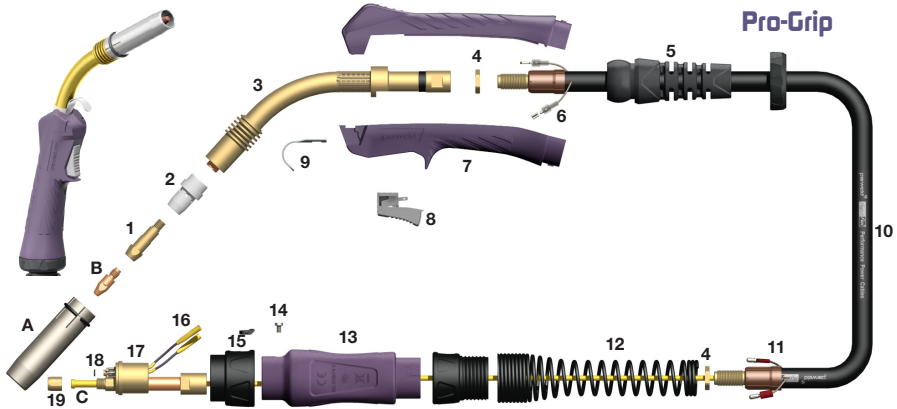
* Denotes Standard Build

Stock Code	Description
1 B5005B	Diffuser Black
B5005C*	Diffuser Ceramic
B5005W	Diffuser White
2 B3812	Tip Adaptor M8
3 B3803	Insulating Washer
4 B3801	Swan Neck
5 B1505	Lock Nut
6 B3841	Cable Support
7 B1521	Cable Terminal
8 B4514	Pro-Grip Handle Kit
9 B8516	Pro-Grip Trigger
10 B2517	Hanger Hook
11 B3609-30	Hyperflex™ Cable Assembly x 3m
B3609-40	Hyperflex™ Cable Assembly x 4m
B3609-50	Hyperflex™ Cable Assembly x 5m
12 B1522	Cable Terminal-Male
13 B8026	Spring Cable Support-Rear
14 B1518	Gun Plug Housing c/w Nut
15 B1526	Gun Plug Screw
16 B1519	Gun Plug Nut c/w Insert
17 Spring Pin 2	Spring Pin Assembly
18 B1528	Gun Plug Body c/w Spring Pins
19 B1524	Gun Plug 'O' Ring
20 B1525	Liner Nut

Pro-Grip® 400A

Air Cooled MIG Torch

350A CO₂, 320A Mixed Gas @ 60% Duty Cycle, EN60974-7 .040"-3/32"/1.0mm to 2.4mm Wires



Models

Stock Code	Description
B4000-30ER	Pro-Grip Torch Package c/w Euro Fitting x 3m
B4000-40ER	Pro-Grip Torch Package c/w Euro Fitting x 4m
B4000-50ER	Pro-Grip Torch Package c/w Euro Fitting x 5m

Nozzles

Stock Code	Description
A B4017*	Conical Nozzle 5/7"/18mm Bore

Contact Tips

Stock Code	Description
B B4014-10	Contact Tip .040"/1.0mm M8 ECu
B4014-12*	Contact Tip .045"/1.2mm M8 ECu
B4014-16	Contact Tip 1/16"/1.6mm M8 ECu
B4014-24	Contact Tip .090"/2.4mm M8 ECu
B4015-10	Contact Tip .040"/1.0mm M8 CuCrZr
B4015-12	Contact Tip .045"/1.2mm M8 CuCrZr
B4015-16	Contact Tip 1/16"/1.6mm M8 CuCrZr
B4015-24	Contact Tip .090"/2.4mm M8 CuCrZr

Liners

Stock Code	Description
C B2524-30	Steel Liner .040"-.045"/1.0mm-1.2mm x 3m
B2524-40	Steel Liner .040"-.045"/1.0mm-1.2mm x 4m
B2524-50	Steel Liner .040"-.045"/1.0mm-1.2mm x 5m
B3631-30*	Steel Liner 1/16"/1.6mm x 3m
B3631-40*	Steel Liner 1/16"/1.6mm x 4m
B3631-50*	Steel Liner 1/16"/1.6mm x 5m Yellow
B4631-30	Steel Liner .080"-.090"/2.0mm-2.4mm x 3m
B4631-40	Steel Liner .080"-.090"/2.0mm-2.4mm x 4m
B4631-50	Steel Liner .080"-.090"/2.0mm-2.4mm x 5m
B2513-30	Teflon Liner .040"-.045"/1.0mm-1.2mm x 3m
B2513-40	Teflon Liner .040"-.045"/1.0mm-1.2mm x 4m
B2513-50	Teflon Liner .040"-.045"/1.0mm-1.2mm x 5m

Components

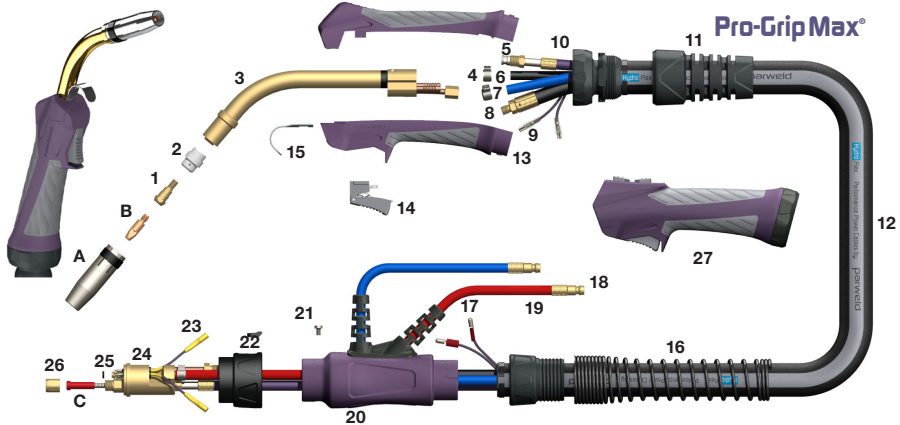
* Denotes Standard Build

Stock Code	Description
1 B4005	Tip Adaptor M8
2 B4003B	Diffuser Black
B4003C*	Diffuser Ceramic
3 B4002	Swan Neck
4 B4050	Lock Nut
5 B3841	Cable Support
6 B1521	Cable Terminal
7 B4514	Pro-Grip Handle Kit
8 B8516	Pro-Grip Trigger
9 B2517	Hanger Hook
10 B4010-30	Hyperflex™ Cable Assembly x 3m
B4010-40	Hyperflex™ Cable Assembly x 4m
B4010-50	Hyperflex™ Cable Assembly x 5m
11 B1522	Cable Terminal-Male
12 B8026	Spring Cable Support-Rear
13 B1518	Gun Plug Housing c/w Nut
14 B1526	Gun Plug Screw
15 B1519	Gun Plug Nut c/w Insert
16 Spring Pin 2	Spring Pin Assembly
17 B4038	Gun Plug Body c/w Spring Pins
18 B1524	Gun Plug 'O' Ring
19 B1525	Liner Nut

Pro-Grip Max® 240W

Water Cooled MIG Welding Torch

300A CO₂, 270A Mixed Gas @ 100% Duty Cycle, EN60974-7 .030"-.045"/0.8mm to 1.2mm Wires



Models

Stock Code	Description
PRO2400W-30ER	Pro-Grip Max® Torch c/w Euro Fitting x 3m
PRO2400W-40ER	Pro-Grip Max® Torch c/w Euro Fitting x 4m
PRO2400W-50ER	Pro-Grip Max® Torch c/w Euro Fitting x 5m

Note: For 2 or 4 Button Control Torches suffix stock code with 2 or 4

Nozzles

Stock Code	Description
A B2415	Cylindrical Nozzle 11/16"/17mm Bore
B2416*	Conical Nozzle 1/2"/13mm Bore
B2417	Tapered Nozzle 3/8"/10mm Bore

Contact Tips

Stock Code	Description
B B2504-08	Contact Tip .030"/0.8mm M6 Ecu
B2504-09	Contact Tip .035"/0.9mm M6 Ecu
B2504-10*	Contact Tip .040"/1.0mm M6 Ecu
B2504-12	Contact Tip .045"/1.2mm M6 Ecu
B2505-08	Contact Tip .030"/0.8mm M6 CuCrZr
B2505-09	Contact Tip .035"/0.9mm M6 CuCrZr
B2505-10	Contact Tip .040"/1.0mm M6 CuCrZr
B2505-12	Contact Tip .045"/1.2mm M6 CuCrZr

Liners

Stock Code	Description
C B5033-30*	Plain Liner .040"-.045"/1.0mm-1.2mm x 3m
B5033-40*	Plain Liner .040"-.045"/1.0mm-1.2mm x 4m
B5033-50*	Plain Liner .040"-.045"/1.0mm-1.2mm x 5m
B1536-30	Teflon Liner .023"-.035"/0.6mm-0.9mm x 3m
B1536-40	Teflon Liner .023"-.035"/0.6mm-0.9mm x 4m
B1536-50	Teflon Liner .023"-.035"/0.6mm-0.9mm x 5m
B2513-30	Teflon Liner .040"-.045"/1.0mm-1.2mm x 3m
B2513-40	Teflon Liner .040"-.045"/1.0mm-1.2mm x 4m

Components

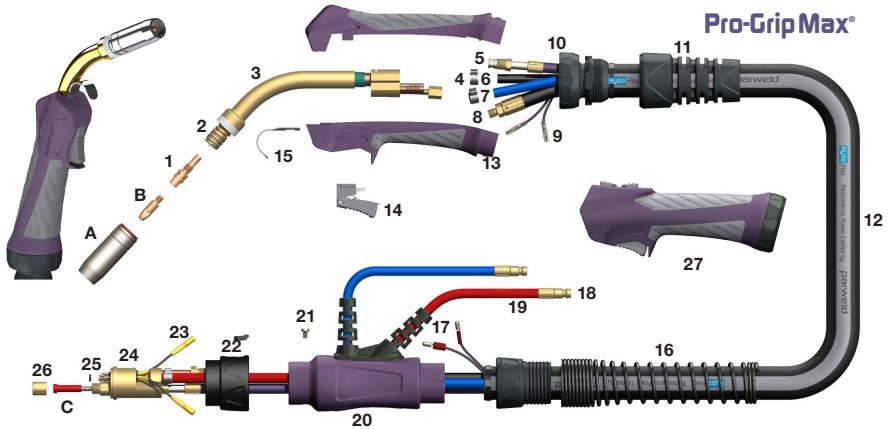
* Denotes Standard Build

Stock Code	Description
1 B2412	Tip Adaptor M6
2 B2405B	Diffuser Black
B2405C*	Diffuser Ceramic
B2405W	Diffuser White
3 B2409	Swan Neck
4 B5024	Water Hose Clamp 9.5mm
5 B5008-40	Outer Liner Assembly x 4m
B5008-50	Outer Liner Assembly x 5m
6 B5013-40	Gas Hose Assembly x 4m
B5013-50	Gas Hose Assembly x 5m
7 B5012-40	Water Inlet Hose Assembly x 4m
B5012-50	Water Inlet Hose Assembly x 5m
8 B5015-40	Power Cable Assembly x 4m
B5015-50	Power Cable Assembly x 5m
9 B5010-40	Switch Lead Assembly x 4m
B5010-50	Switch Lead Assembly x 5m
10 B8031	Ball Joint Assembly c/w Clamp
11 B8032	Cable Support
12 B5019-40	Canvas Cover Assembly x 4m
B5019-50	Canvas Cover Assembly x 5m
13 B8594	Pro-Grip Max® Handle Kit
14 B8516	Pro-Grip Max® Trigger
15 B2517	Hanger Hook
16 B8027	Spring Cable Support-Rear
17 B1522	Cable Terminal-Male
18 B5023	Water Hose Nipple
19 B5017	Water Outlet Hose O/Braid
20 B5022	Gun Plug Housing c/w Lock Nut, Hose Supports
21 B1526	Gun Plug Screw
22 B1519	Gun Plug Nut c/w Insert
23 Spring Pin 2	Spring Pin Assembly
24 B5098	Gun Plug Body c/w Spring Pins
25 B1524	Gun Plug "O" Ring
26 B1525	Liner Nut
27 B8514-2	Pro-Grip® Control Handle Kit c/w 2 Button Module
B8514-4	Pro-Grip® Control Handle Kit c/w 4 Button Module

Pro-Grip Max® 350W

Water Cooled MIG Welding Torch

320A CO₂, 280A Mixed Gas @ 100% Duty Cycle, EN60974-7 .030"- .045"/0.8mm to 1.2mm Wires



Models

Stock Code	Description
PRO3500-30ER	Pro-Grip Max® Torch c/w Euro Fitting x 3m
PRO3500-40ER	Pro-Grip Max® Torch c/w Euro Fitting x 4m
PRO3500-50ER	Pro-Grip Max® Torch c/w Euro Fitting x 5m

Note: For 2 or 4 Button Control Torches suffix stock code with 2 or 4

Nozzles

Stock Code	Description
A B2507	Cylindrical Nozzle 5/7"/18mm Bore
B2508*	Conical Nozzle 19/32"/15mm Bore
B2509	Tapered Nozzle 15/32"/12mm Bore

Contact Tips

Stock Code	Description
B B2504-08	Contact Tip .030"/0.8mm M6 Ecu
B2504-09	Contact Tip .035"/0.9mm M6 Ecu
B2504-10*	Contact Tip .040"/1.0mm M6 Ecu
B2505-08	Contact Tip .030"/0.8mm M6 CuCrZr
B2505-09	Contact Tip .035"/0.9mm M6 CuCrZr
B2505-10	Contact Tip .040"/1.0mm M6 CuCrZr
B2505-12	Contact Tip .045"/1.2mm M6 CuCrZr

Liners

Stock Code	Description
C B5033-30*	Plain Liner .040"- .045"/1.0mm-1.2mm x 3m
B5033-40*	Plain Liner .040"- .045"/1.0mm-1.2mm x 4m
B5033-50*	Plain Liner .040"- .045"/1.0mm-1.2mm x 5m
B1536-30	Teflon Liner .023"- .035"/0.6mm-0.9mm x 3m
B1536-40	Teflon Liner .023"- .035"/0.6mm-0.9mm x 4m
B1536-50	Teflon Liner .023"- .035"/0.6mm-0.9mm x 5m
B2513-30	Teflon Liner .040"- .045"/1.0mm-1.2mm x 3m
B2513-40	Teflon Liner .040"- .045"/1.0mm-1.2mm x 4m

Components

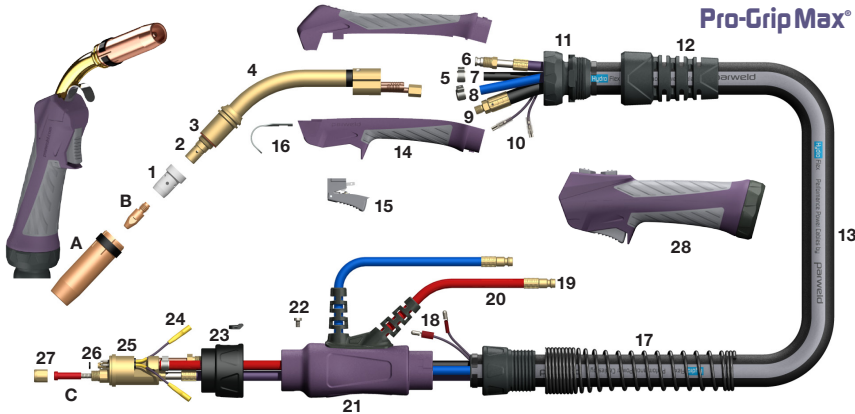
* Denotes Standard Build

Stock Code	Description
1 B2506	Tip Adaptor M6
2 B2502	Shroud Spring
3 B3501	Swan Neck
4 B5024	Water Hose Clamp 9.5mm
5 B5008-40	Outer Liner Assembly x 4m
B5008-50	Outer Liner Assembly x 5m
6 B5013-40	Gas Hose Assembly x 4m
B5013-50	Gas Hose Assembly x 5m
7 B5012-40	Water Inlet Hose Assembly x 4m
B5012-50	Water Inlet Hose Assembly x 5m
8 B5015-40	Power Cable Assembly x 4m
B5015-50	Power Cable Assembly x 5m
9 B5010-40	Switch Lead Assembly x 4m
B5010-50	Switch Lead Assembly x 5m
10 B8031	Ball Joint Assembly c/w Clamp
11 B8032	Cable Support
12 B5019-40	Canvas Cover Assembly x 4m
B5019-50	Canvas Cover Assembly x 5m
13 B8594	Pro-Grip Max® Handle Kit
14 B8516	Pro-Grip Max® Trigger
15 B2517	Hanger Hook
16 B8027	Spring Cable Support-Rear
17 B1522	Cable Terminal-Male
18 B5023	Water Hose Nipple
19 B5017	Water Outlet Hose O/Braid
20 B5022	Gun Plug Housing c/w Lock Nut, Hose Supports
21 B1526	Gun Plug Screw
22 B1519	Gun Plug Nut c/w Insert
23 Spring Pin 2	Spring Pin Assembly
24 B5098	Gun Plug Body c/w Spring Pins
25 B1524	Gun Plug 'O' Ring
26 B1525	Liner Nut
27 B8514-2	Pro-Grip® Control Handle Kit c/w 2 Button Module
B8514-4	Pro-Grip® Control Handle Kit c/w 4 Button Module

Pro-Grip Max® 401W

Water Cooled MIG Welding Torch

400A CO₂, 350A Mixed Gas @ 100% Duty Cycle, EN60974-7 .030"-.045"/0.8mm to 1.2mm Wires



Models

Stock Code	Description
PRO4001-30ER	Pro-Grip Max® Torch Package c/w Euro Fitting x 3m
PRO4001-40ER	Pro-Grip Max® Torch Package c/w Euro Fitting x 4m
PRO4001-50ER	Pro-Grip Max® Torch Package c/w Euro Fitting x 5m

Note: For 2 or 4 Button Control Torches suffix stock code with 2 or 4

Nozzles

Stock Code	Description
A B5027	Cylindrical Nozzle 3/4"/19mm Bore
B5028*	Conical Nozzle 5/8"/16mm Bore
B5029	Tapered Nozzle 15/32"/12mm Bore

Contact Tips

Stock Code	Description
B B4014-08	Contact Tip .030"/0.8mm M8 ECu
B4014-10	Contact Tip .040"/1.0mm M8 ECu
B4014-12*	Contact Tip .045"/1.2mm M8 ECu
B4015-10	Contact Tip .040"/1.0mm M8 CuCrZr
B4015-12	Contact Tip .045"/1.2mm M8 CuCrZr

Liners

Stock Code	Description
C B5033-30*	Plain Liner .040"-.045"/1.0mm-1.2mm x 3m
B5033-40*	Plain Liner .040"-.045"/1.0mm-1.2mm x 4m
B5033-50*	Plain Liner .040"-.045"/1.0mm-1.2mm x 5m
B2513-30	Teflon Liner .040"-.045"/1.0mm-1.2mm x 3m
B2513-40	Teflon Liner .040"-.045"/1.0mm-1.2mm x 4m
B2513-50	Teflon Liner .040"-.045"/1.0mm-1.2mm x 5m

Components

Stock Code	Description
1 B5005B	Diffuser Black
B5005C*	Diffuser Ceramic
B5005W	Diffuser White

Components

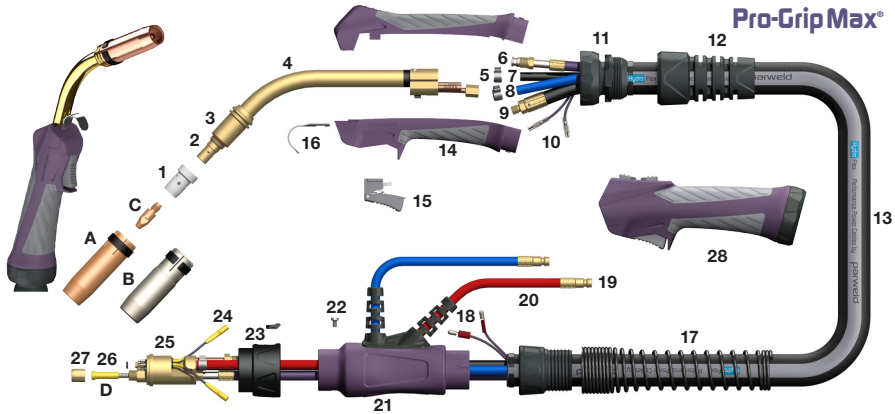
* Denotes Standard Build

Stock Code	Description
2 B5001	Tip Adaptor 1/25mm M8
3 B5003	Insulating Washer
4 B4011	Swan Neck
5 B5024	Water Hose Clamp 9.5mm
6 B5008-40	Outer Liner Assembly x 4m
B5008-50	Outer Liner Assembly x 5m
7 B5013-40	Gas Hose Assembly x 4m
B5013-50	Gas Hose Assembly x 5m
8 B5012-40	Water Inlet Hose Assembly x 4m
B5012-50	Water Inlet Hose Assembly x 5m
9 B5015-40	Power Cable Assembly x 4m
B5015-50	Power Cable Assembly x 5m
10 B5010-40	Switch Lead Assembly x 4m
B5010-50	Switch Lead Assembly x 5m
11 B8031	Ball Joint Assembly c/w Clamp
12 B8032	Cable Support
13 B5019-40	Canvas Cover Assembly x 4m
B5019-50	Canvas Cover Assembly x 5m
14 B8594	Pro-Grip Max® Handle Kit
15 B8516	Pro-Grip Max® Trigger
16 B2517	Hanger Hook
17 B8027	Spring Cable Support-Rear
18 B1522	Cable Terminal-Male
19 B5023	Water Hose Nipple
20 B5017	Water Outlet Hose O/Braid
21 B5022	Gun Plug Housing c/w Lock Nut and Hose Supports
22 B1526	Gun Plug Screw
23 B1519	Gun Plug Nut c/w Insert
24 Spring Pin 2	Spring Pin Assembly
25 B5098	Gun Plug Body c/w Spring Pins
26 B1524	Gun Plug 'O' Ring
27 B1525	Liner Nut
28 B8514-2	Pro-Grip® Control Handle Kit c/w 2 Button Module
B8514-4	Pro-Grip® Control Handle Kit c/w 4 Button Module

Pro-Grip Max® 501W

Water Cooled MIG Welding Torch

520A CO₂, 430A Mixed Gas @ 100% Duty Cycle, EN60974-7 .040"-1/16"/1.0mm to 1.6mm Wires



Models

Stock Code	Description
PRO5000-30ER	Pro-Grip Max® Torch Package c/w Euro Fitting x 3m
PRO5000-40ER	Pro-Grip Max® Torch Package c/w Euro Fitting x 4m
PRO5000-50ER	Pro-Grip Max® Torch Package c/w Euro Fitting x 5m

Note: For 2 or 4 Button Control Torches suffix stock code with 2 or 4

Nozzles

Stock Code	Description
A B5027	Cylindrical Nozzle 3/4"/19mm Bore
B5028*	Conical Nozzle 5/8"/16mm Bore
B5029	Tapered Nozzle 9/16"/14mm Bore
B B5028HD	HD Conical Nozzle 5/8"/16mm Bore

Contact Tips

Stock Code	Description
C B4014-10	Contact Tip .040"- .045"/1.0mm M8 ECu
B4014-12*	Contact Tip .045"/1.2mm M8 ECu
B4014-16	Contact Tip 1/16"/1.6mm M8 ECu
B4015-12	Contact Tip .045"/1.2mm M8 CuCrZr
B4015-16	Contact Tip 1/16"/1.6mm M8 CuCrZr

Liners

Stock Code	Description
D B5033-30	Plain Liner .040"- .045"/1.0mm-1.2mm x 3m
B5033-40	Plain Liner .040"- .045"/1.0mm-1.2mm x 4m
B5033-50	Plain Liner .040"- .045"/1.0mm-1.2mm x 5m
B5034-30*	Plain Liner .045"-1/16"/1.2mm-1.6mm x 3m
B5034-40*	Plain Liner .045"-1/16"/1.2mm-1.6mm x 4m
B5034-50	Plain Liner .045"-1/16"/1.2mm-1.6mm x 5m
B2513-30	Teflon Liner .040"- .045"/1.0mm-1.2mm x 3m
B2513-40	Teflon Liner .040"- .045"/1.0mm-1.2mm x 4m
B2513-50	Teflon Liner .040"- .045"/1.0mm-1.2mm x 5m
B3626-30	Teflon Liner .045"-1/16"/1.2mm-1.6mm x 3m
B3626-40	Teflon Liner .045"-1/16"/1.2mm-1.6mm x 4m
B3626-50	Teflon Liner .045"-1/16"/1.2mm-1.6mm x 5m

Components

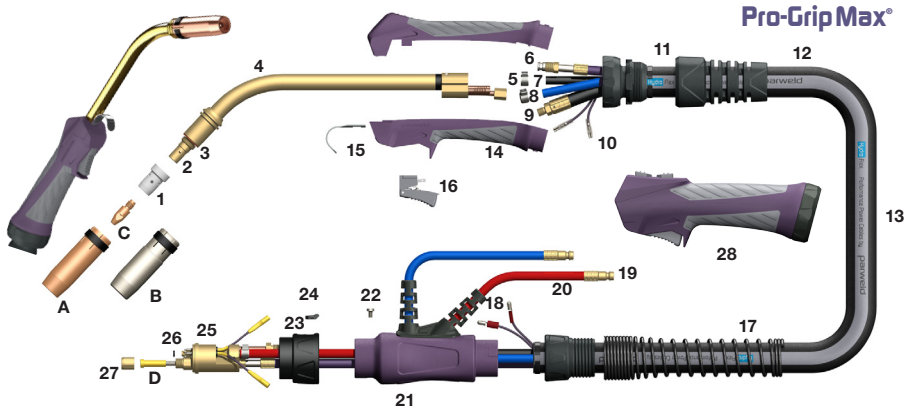
* Denotes Standard Build

Stock Code	Description
1 B5005B	Diffuser Black
B5005C*	Diffuser Ceramic
B5005W	Diffuser White
2 B5001	Tip Adaptor 1"/25mm M8
3 B5003	Insulating Washer
4 B5002	Swan Neck
5 B5024	Water Hose Clamp 9.5mm
6 B5008-40	Outer Liner Assembly x 4m
B5008-50	Outer Liner Assembly x 5m
7 B5013-40	Gas Hose Assembly x 4m
B5013-50	Gas Hose Assembly x 5m
8 B5012-40	Water Inlet Hose Assembly x 4m
B5012-50	Water Inlet Hose Assembly x 5m
9 B5015-40	Power Cable Assembly x 4m
B5015-50	Power Cable Assembly x 5m
10 B5010-40	Switch Lead Assembly x 4m
B5010-50	Switch Lead Assembly x 5m
11 B8031	Ball Joint Assembly c/w Clamp
12 B8032	Spring Cable Support c/w Adaptor
13 B5019-40	Canvas Cover Assembly x 4m
B5019-50	Canvas Cover Assembly x 5m
14 B8594	Pro-Grip Max® Handle Kit
15 B8516	Pro-Grip Max® Trigger
16 B2517	Hanger Hook
17 B8027	Spring Cable Support-Rear
18 B1522	Cable Terminal-Male
19 B5023	Water Hose Nipple
20 B5017	Water Outlet Hose O/Braid
21 B5022	Gun Plug Housing c/w Lock Nut and Hose Supports
22 B1526	Gun Plug Screw
23 B1519	Gun Plug Nut c/w Insert
24 Spring Pin 2	Spring Pin Assembly
25 B5098	Gun Plug Body c/w Spring Pins
26 B1524	Gun Plug 'O' Ring
27 B1525	Liner Nut
28 B8514-2	Pro-Grip® Control Handle Kit c/w 2 Button Module
B8514-4	Pro-Grip® Control Handle Kit c/w 4 Button Module

Pro-Grip Max® 501W EXT

Water Cooled MIG Welding Torch

520A CO₂, 430A Mixed Gas @ 100% Duty Cycle, EN60974-7 .040"-1/16"/1.0mm to 1.6mm Wires



Models

Stock Code	Description
PRO500L-30ER	Pro-Grip Max® Torch Package c/w Euro Fitting x 3m
PRO500L-40ER	Pro-Grip Max® Torch Package c/w Euro Fitting x 4m
PRO500L-50ER	Pro-Grip Max® Torch Package c/w Euro Fitting x 5m

Note: For 2 or 4 Button Control Torches suffix stock code with 2 or 4

Nozzles

Stock Code	Description
A B5027	Cylindrical Nozzle 3/4"/19mm Bore
B5028*	Conical Nozzle 5/8"/16mm Bore
B5029	Tapered Nozzle 9/16"/14mm Bore
B B5028HD	HD Conical Nozzle 5/8"/16mm Bore

Contact Tips

Stock Code	Description
C B4014-10	Contact Tip .040"/1.0mm M8 ECU
B4014-12*	Contact Tip .045"/1.2mm M8 ECU
B4014-16	Contact Tip 1/16"/1.6mm M8 ECU
B4015-12	Contact Tip .045"/1.2mm M8 CuCrZr
B4015-16	Contact Tip 1/16"/1.6mm M8 CuCrZr

Liners

Stock Code	Description
D B5033-30	Plain Liner .040"-.045"/1.0mm-1.2mm x 3m
B5033-40	Plain Liner .040"-.045"/1.0mm-1.2mm x 4m
B5033-50	Plain Liner .040"-.045"/1.0mm-1.2mm x 5m
B5034-30*	Plain Liner .045"-1/16"/1.2mm-1.6mm x 3m
B5034-40*	Plain Liner .045"-1/16"/1.2mm-1.6mm x 4m
B5034-50*	Plain Liner .045"-1/16"/1.2mm-1.6mm x 5m
B2513-30	Teflon Liner .040"-.045"/1.0mm-1.2mm x 3m
B2513-40	Teflon Liner .040"-.045"/1.0mm-1.2mm x 4m
B2513-50	Teflon Liner .040"-.045"/1.0mm-1.2mm x 5m
B3626-30	Teflon Liner .045"-1/16"/1.2mm-1.6mm x 3m
B3626-40	Teflon Liner .045"-1/16"/1.2mm-1.6mm x 4m
B3626-50	Teflon Liner .045"-1/16"/1.2mm-1.6mm x 5m

Components

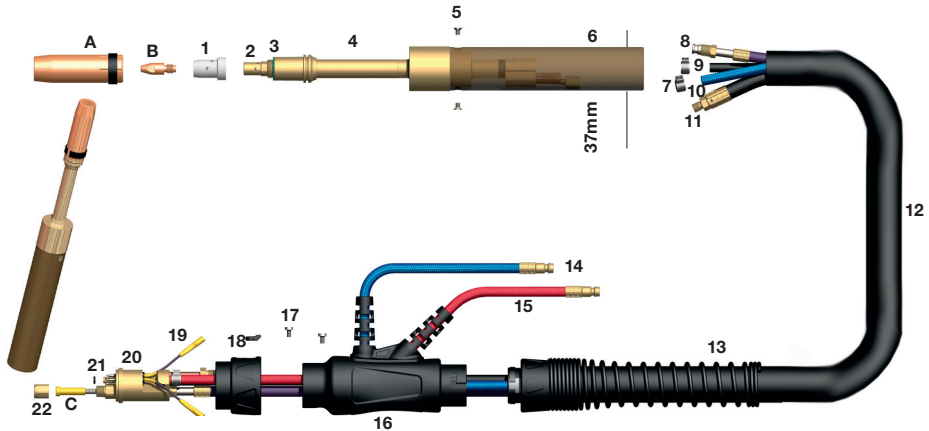
* Denotes Standard Build

Stock Code	Description
1 B5005B	Diffuser Black
B5005C*	Diffuser Ceramic
B5005W	Diffuser White
2 B5001	Tip Adaptor 1/25mm M8
3 B5003	Insulating Washer
4 B5002L	Extended Length Swan Neck
5 B5024	Water Hose Clamp 9.5mm
6 B5008-40	Outer Liner Assembly x 4m
B5008-50	Outer Liner Assembly x 5m
7 B5013-40	Gas Hose Assembly x 4m
B5013-50	Gas Hose Assembly x 5m
8 B5012-40	Water Inlet Hose Assembly x 4m
B5012-50	Water Inlet Hose Assembly x 5m
9 B5015-40	Power Cable Assembly x 4m
B5015-50	Power Cable Assembly x 5m
10 B5010-40	Switch Lead Assembly x 4m
B5010-50	Switch Lead Assembly x 5m
11 B8031	Ball Joint Assembly c/w Clamp
12 B8032	Cable Support
13 B5019-40	Canvas Cover Assembly x 4m
B5019-50	Canvas Cover Assembly x 5m
14 B8594	Pro-Grip Max® Handle Kit
15 B2517	Hanger Hook
16 B8516	Pro-Grip Max® Trigger
17 B8027	Spring Cable Support-Rear
18 B1522	Cable Terminal-Male
19 B5023	Water Hose Nipple
20 B5017	Water Outlet Hose O/Braid
21 B5022	Gun Plug Housing c/w Lock Nut and Hose Supports
22 B1526	Gun Plug Screw
23 B1519	Gun Plug Nut c/w Insert
24 Spring Pin 2	Spring Pin Assembly
25 B5098	Gun Plug Body c/w Spring Pins
26 B1524	Gun Plug 'O' Ring
27 B1525	Liner Nut
28 B8514-2	Pro-Grip® Control Handle Kit c/w 2 Button Module
B8514-4	Pro-Grip® Control Handle Kit c/w 4 Button Module

SB 501W Auto

Water Cooled Automatic MIG Welding Torch

520A CO₂, 430A Mixed Gas @ 100% Duty Cycle, EN60974-7 .040"-1/16"/1.0mm to 1.6mm Wires



Models

Stock Code	Description
B5000-20A	Auto Welding Torch Package c/w Euro Fitting x 2m
B5000-30A	Auto Welding Torch Package c/w Euro Fitting x 3m
B5000-40A	Auto Welding Torch Package c/w Euro Fitting x 4m

Nozzles

Stock Code	Description
A B5027	Cylindrical Nozzle 3/4"/19mm Bore
B5028*	Conical Nozzle 5/8"/16mm Bore
B5029	Tapered Nozzle 9/16"/14mm Bore

Contact Tips

Stock Code	Description
B B4014-10	Contact Tip .040"/1.0mm M8 ECu
B4014-12*	Contact Tip .045"/1.2mm M8 ECu
B4014-16	Contact Tip 1/16"/1.6mm M8 ECu
B4015-10	Contact Tip .040"/1.0mm M8 CuCrZr
B4015-12	Contact Tip .045"/1.2mm M8 CuCrZr
B4015-16	Contact Tip 1/16"/1.6mm M8 CuCrZr

Liners

Stock Code	Description
C B5033-30	Plain Liner .040"-.045"/1.0mm-1.2mm x 3m
B5033-40	Plain Liner .040"-.045"/1.0mm-1.2mm x 4m
B5034-30*	Plain Liner .045"-1/16"/1.2mm-1.6mm x 3m
B5034-40*	Plain Liner .045"-1/16"/1.2mm-1.6mm x 4m
B4033-30	Plain Liner .080"-.090"/2.0mm-2.4mm x 3m
B4033-40	Plain Liner .080"-.090"/2.0mm-2.4mm x 4m
B2513-30	Teflon Liner .040"-.045"/1.0mm-1.2mm x 3m
B2513-40	Teflon Liner .040"-.045"/1.0mm-1.2mm x 4m
B3626-30	Teflon Liner .045"-1/16"/1.2mm-1.6mm x 3m
B3626-40	Teflon Liner .045"-1/16"/1.2mm-1.6mm x 4m

Components

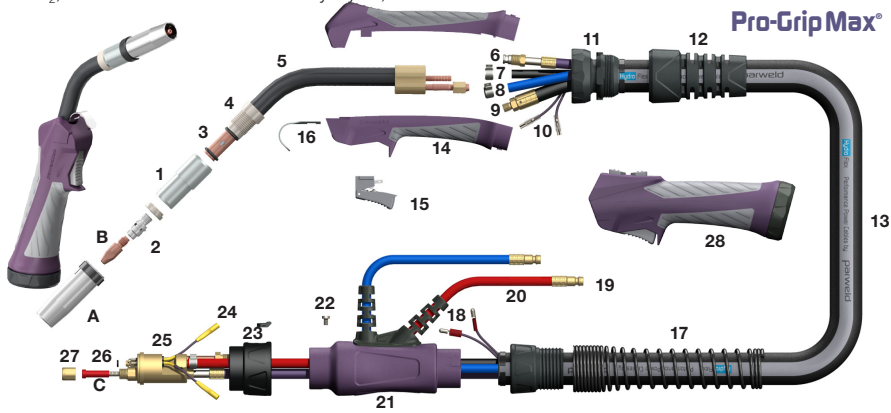
* Denotes Standard Build

Stock Code	Description
1 B5005B	Diffuser Black
B5005C*	Diffuser Ceramic
B5005W	Diffuser White
2 B5001	Tip Adaptor 1"/250.0mm M8
B5003	Insulating Washer
4 B5002A	Auto Straight Neck
5 B3629	Handle Screw
6 B3630	Automatic Handle
7 B5024	Water Hose Clamp 9.5mm
8 B5008-30	Outer Liner Assembly x 3m
B5008-40	Outer Liner Assembly x 4m
B5008-50	Outer Liner Assembly x 5m
9 B5013-30	Gas Hose Assembly x 3m
B5013-40	Gas Hose Assembly x 4m
B5013-50	Gas Hose Assembly x 5m
10 B5012-30	Water Inlet Hose Assembly x 3m
B5012-40	Water Inlet Hose Assembly x 4m
B5012-50	Water Inlet Hose Assembly x 5m
11 B5015-30	Power Cable Assembly x 3m
B5015-40	Power Cable Assembly x 4m
B5015-50	Power Cable Assembly x 5m
12 B5019-30	Canvas Cover Assembly x 3m
B5019-40	Canvas Cover Assembly x 4m
B5019-50	Canvas Cover Assembly x 5m
13 B8027	Spring Cable Support-Rear
14 B5023	Water Hose Nipple
15 B5017	Water Outlet Hose O/Braid
16 B5022/BK	Gun Plug Housing c/w Locknut & Support-Black
17 B1526	Gun Plug Screw-Black
18 B1519/BK	Gun Plug Nut-Black
19 B5098	Spring Pin Assembly
20 B5098	Gun Plug Body c/w Spring Pins
21 B1524	Gun Plug 'O' Ring
22 B1525	Liner Nut

Pro-Grip Max® 400W

Double Cooled Water Cooled MIG Welding Torch ideal for synergic and pulse applications

400A CO₂, 350A Mixed Gas @ 100% Duty Cycle, EN60974-7 .030"- .045"/0.8mm to 1.2mm Wires



Models

Stock Code	Description
PRO4400-30ER	Pro-Grip Max® Torch Package c/w Euro Fitting x 3m
PRO4400-40ER	Pro-Grip Max® Torch Package c/w Euro Fitting x 4m
PRO4400-50ER	Pro-Grip Max® Torch Package c/w Euro Fitting x 5m

Note: For 2 or 4 Button Control Torches suffix stock code with 2 or 4

Nozzles

Stock Code	Description
A B4408	Cylindrical Nozzle 3/4"/19mm Bore
B4407	Conical Nozzle 5/8"/16mm Bore
B4409	Tapered Nozzle 9/16"/14mm Bore

Contact Tips

Stock Code	Description
B B4014-10	Contact Tip .040"/1.0mm M8 ECu
B4014-12*	Contact Tip .045"/1.2mm M8 ECu
B4014-16	Contact Tip 1/16"/1.6mm M8 ECu
B4015-12	Contact Tip .045"/1.2mm M8 CuCrZr
B4015-16	Contact Tip 1/16"/1.6mm M8 CuCrZr

Liners

Stock Code	Description
C B5033-30	Plain Liner .040"- .045"/1.0mm-1.2mm x 3m
B5033-40	Plain Liner .040"- .045"/1.0mm-1.2mm x 4m
B5033-50	Plain Liner .040"- .045"/1.0mm-1.2mm x 5m
B5034-30*	Plain Liner .045"-1/16"/1.2mm-1.6mm x 3m
B5034-40*	Plain Liner .045"-1/16"/1.2mm-1.6mm x 4m
B5034-50	Plain Liner .045"-1/16"/1.2mm-1.6mm x 5m
B2513-30	Teflon Liner .040"- .045"/1.0mm-1.2mm x 3m
B2513-40	Teflon Liner .040"- .045"/1.0mm-1.2mm x 4m
B2513-50	Teflon Liner .040"- .045"/1.0mm-1.2mm x 5m
B3626-30	Teflon Liner .045"-1/16"/1.2mm-1.6mm x 3m
B3626-40	Teflon Liner .045"-1/16"/1.2mm-1.6mm x 4m
B3626-50	Teflon Liner .045"-1/16"/1.2mm-1.6mm x 5m

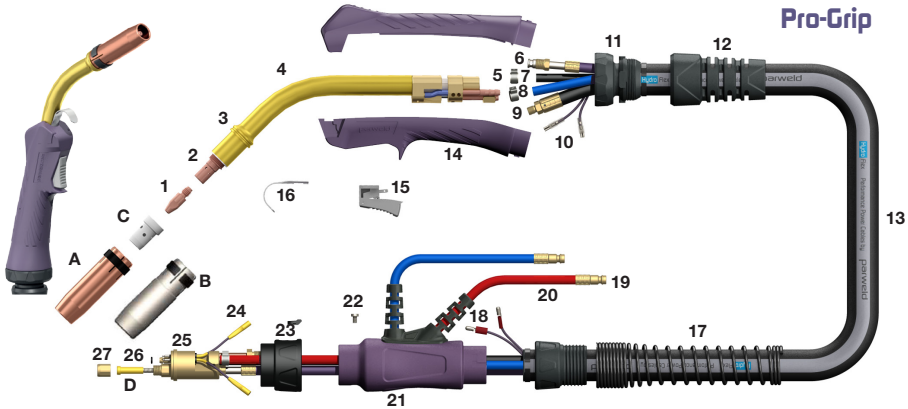
Components

* Denotes Standard Build

Stock Code	Description
1 B4403	Isolating Ring
B4401	Tip Adaptor 1/25mm M8
B4404	Nozzle Seat Insulator
2 B5001	Tip Adaptor 1/25mm M8
3 B4409	O Ring Pack
4 B4410	Nozzle Seat
5 B4402	Swan Neck
B5024	Water Hose Clamp 9.5mm
6 B5008-40	Outer Liner Assembly x 4m
B5008-50	Outer Liner Assembly x 5m
7 B5013-40	Gas Hose Assembly x 4m
B5013-50	Gas Hose Assembly x 5m
8 B5012-40	Water Inlet Hose Assembly x 4m
B5012-50	Water Inlet Hose Assembly x 5m
9 B5016-40	Power Cable Assembly x 4m
B5016-50	Power Cable Assembly x 5m
10 B5010-40	Switch Lead Assembly x 4m
B5010-50	Switch Lead Assembly x 5m
11 B8031	Ball Joint Assembly c/w Clamp
12 B8032	Cable Support
13 B5019-40	Canvas Cover Assembly x 4m
B5019-50	Canvas Cover Assembly x 5m
14 B8594	Pro-Grip Max® Handle Kit
15 B8516	Pro-Grip Max® Trigger
16 B2517	Hanger Hook
17 B8027	Spring Cable Support-Rear
18 B1522	Cable Terminal-Male
19 B5023	Water Hose Nipple
20 B5017	Water Outlet Hose O/Braid
21 B5022	Gun Plug Housing c/w Lock Nut, Hose Supports
22 B1526	Gun Plug Screw
23 B1519	Gun Plug Nut c/w Insert
24 Spring Pin 2	Spring Pin Assembly
25 B5098	Gun Plug Body c/w Spring Pins
26 B1524	Gun Plug 'O' Ring
27 B1525	Liner Nut
28 B8514-2	Pro-Grip® Control Handle Kit c/w 2 Button Module
B8514-4	Pro-Grip® Control Handle Kit c/w 4 Button Module

Pro-Grip® 550W

Double Cooled Water Cooled MIG Welding Torch ideal for synergic and pulse applications
550A CO₂, 500A Mixed Gas @ 100% Duty Cycle, EN60974-7 .030"-1/16"/0.8mm to 1.6mm Wires



Models

Stock Code	Description
B5500-30ER	Pro-Grip Torch Package c/w Euro Fitting x 3m
B5500-40ER	Pro-Grip Torch Package c/w Euro Fitting x 4m
B5500-50ER	Pro-Grip Torch Package c/w Euro Fitting x 5m

Nozzles

Stock Code	Description
A B5027	Cylindrical Nozzle 3/4"/19mm Bore
B5028*	Conical Nozzle 5/8"/16mm Bore
B5029	Tapered Nozzle 9/16"/14mm Bore
B B5028HD	HD Conical Nozzle 5/8"/16mm Bore

Contact Tips

Stock Code	Description
C B4014-10	Contact Tip .040"/1.0mm M8 ECU
B4014-12*	Contact Tip .040"/1.2mm M8 ECU
B4014-16	Contact Tip 1/16"/1.6mm M8 ECU
B4015-12	Contact Tip .045"/1.2mm M8 CuCrZr
B4015-16	Contact Tip 1/16"/1.6mm M8 CuCrZr

Liners

Stock Code	Description
D B5033-30	Plain Liner .040"- .045"/1.0mm-1.2mm x 3m
B5033-40	Plain Liner .040"- .045"/1.0mm-1.2mm x 4m
B5033-50	Plain Liner .040"- .045"/1.0mm-1.2mm x 5m
B5034-30*	Plain Liner .045"-1/16"/1.2mm-1.6mm x 3m
B5034-40*	Plain Liner .045"-1/16"/1.2mm-1.6mm x 4m
B5034-50	Plain Liner .045"-1/16"/1.2mm-1.6mm x 5m
B2513-30	Teflon Liner .040"- .045"/1.0mm-1.2mm x 3m
B2513-40	Teflon Liner .040"- .045"/1.0mm-1.2mm x 4m
B2513-50	Teflon Liner .040"- .045"/1.0mm-1.2mm x 5m
B3626-30	Teflon Liner .045"-1/16"/1.2mm-1.6mm x 3m
B3626-40	Teflon Liner .045"-1/16"/1.2mm-1.6mm x 4m
B3626-50	Teflon Liner .045"-1/16"/1.2mm-1.6mm x 5m

Components

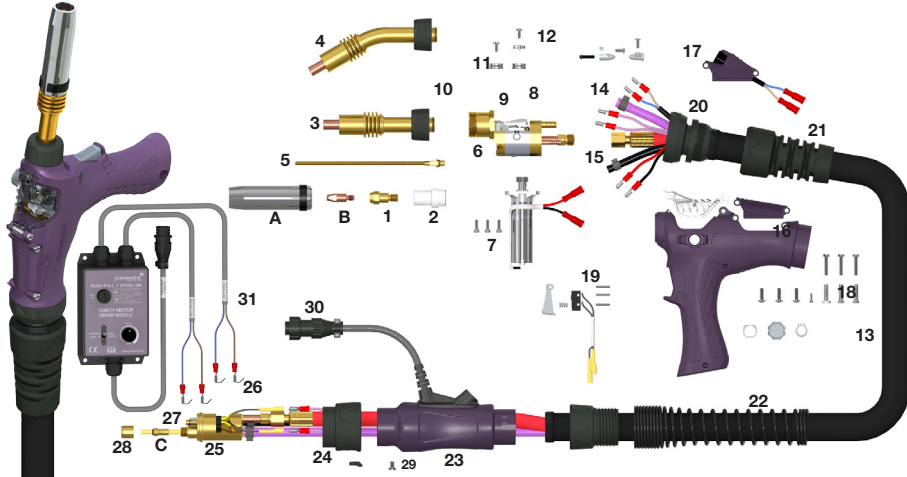
* Denotes Standard Build

Stock Code	Description
1 B5005B	Diffuser Black
B5005C*	Diffuser Ceramic
B5005W	Diffuser White
2 B5512	Tip Adaptor 1"/25mm M8 Copper
3 B5503	Insulating Washer
4 B5502	Swan Neck
5 B5024	Water Hose Clamp 9.5mm
6 B5008-40	Outer Liner Assembly x 4m
B5008-50	Outer Liner Assembly x 5m
7 B5013-40	Gas Hose Assembly x 4m
B5013-50	Gas Hose Assembly x 5m
8 B5012-40	Water Inlet Hose Assembly x 4m
B5012-50	Water Inlet Hose Assembly x 5m
9 B5016-40	Power Cable Assembly x 4m
B5016-50	Power Cable Assembly x 5m
10 B5010-40	Switch Lead Assembly x 4m
B5010-50	Switch Lead Assembly x 5m
11 B8031	Ball Joint Assembly c/w Clamp
12 B8032	Cable Support
13 B5019-40	Canvas Cover Assembly x 4m
B5019-50	Canvas Cover Assembly x 5m
14 B4514	Handle Kit - Large
15 B8516	Trigger
16 B2517	Hanger Hook
17 B8027	Spring Cable Support-Rear
18 B1522	Cable Terminal-Male
19 B5023	Water Hose Nipple
20 B5017	Water Outlet Hose O/Braid
21 B5022	Gun Plug Housing c/w Lock Nut & Hose Supports
22 B1526	Gun Plug Screw
23 B1519	Gun Plug Nut c/w Insert
24 Spring Pin 2	Spring Pin Assembly
25 B5098	Gun Plug Body c/w Spring Pins
26 B1524	Gun Plug 'O' Ring
27 B1525	Liner Nut

PP 360A

Air Cooled MIG Welding Torch

300A CO₂, 270A Mixed Gas @ 60% duty cycle, EN60974-7, 0.030"/0.8 to 0.045"/1.2mm wires



Model

Stock Code	Model Description
PP3600A-80ER	Push Pull Welding Torch, 3.5" x 180° Neck x 8m Euro
PP3645A-80ER	Push Pull Welding Torch, 4.5" x 45° Neck x 8m Euro

Nozzles

Stock Code	Description
A B3615	Cylindrical Nozzle 3/4" / 19mm Bore
B3616*	Conical Nozzle 5/8" / 16mm Bore
B3617	Tapered Nozzle 15/32" / 12mm Bore

Tips

Stock Code	Description
B B4014-08	Contact Tip, 0.030"/0.8mm, M8, ECU
B4014-09	Contact Tip, 0.035"/0.9mm, M8, ECU
B4014-10	Contact Tip, 0.040"/1.0mm, M8, ECU
B4014-12*	Contact Tip, 0.045"/1.2mm, M8, ECU
B4015-08	Contact Tip, 0.030"/0.8mm, M8, CuCrZr
B4015-09	Contact Tip, 0.035"/0.9mm, M8, CuCrZr
B4015-10	Contact Tip, 0.040"/1.0mm, M8, CuCrZr
B4015-12	Contact Tip, 0.045"/1.2mm, M8, CuCrZr

Liners

Stock Code	Description
C B1536-60	Teflon Liner, 0.025"-0.035"/0.6-0.9mm x 6m
B1536-80	Teflon Liner, 0.025"-0.035"/0.6-0.9mm x 8m
B1536-10	Teflon Liner, 0.025"-0.035"/0.6-0.9mm x 10m
B2513-60	Teflon Liner, 0.040"-0.045"/1.0-1.2mm x 6m
B2513-80	Teflon Liner, 0.040"-0.045"/1.0-1.2mm x 8m
B2513-10	Teflon Liner, 0.040"-0.045"/1.0-1.2mm x 10m

Components

Stock Code	Description	* Denotes standard Build
1 B3612	Tip Adaptor, M6 - 1.12"/28.5 M6	
2 B3605B	Diffuser Black	
B3605C	Diffuser Ceramic	
B3605W*	Diffuser White	
3 SB3603R30	SB 360A Straight Neck, 3.5" x 180°	

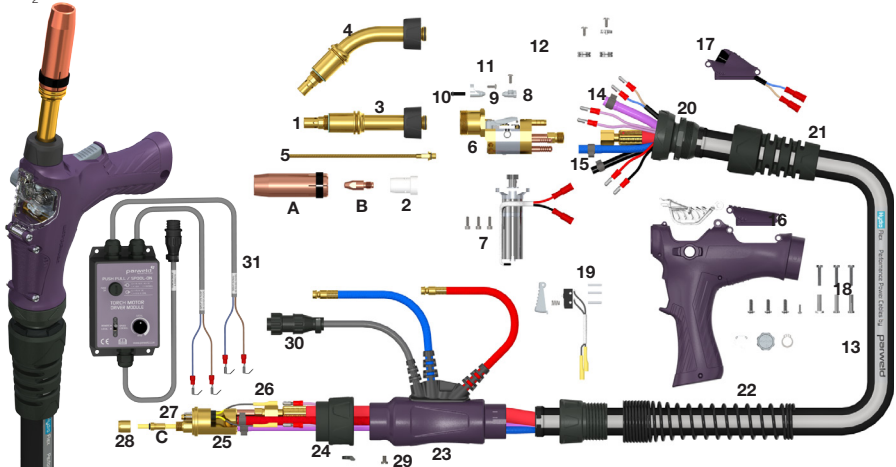
Components

Stock Code	Description	* Denotes standard Build
4 SB3603R53	SB 360A Swan Neck, 4.5" x 30°	
5 PX0812B	Neck Liner, 0.030"-0.045" / 0.8-1.2mm Soft Wires	
6 PP0101	Air Cooled Torch Body (Pistol Drive)	
7 PP0102	DC Motor & Gear Assembly (Pistol Drive) c/w Screws	
8 PP0103	Wire Guide Nipple Kit c/w Screw (Roll Feed)	
9 PP0104	Wire Guide Nipple Kit c/w Screw, Liner & O Ring (Neck Feed)	
10 PP0105	Liner & O Ring Seal (For Neck In Feed Guide Nipple)	
11 PP12ARS	Drive & Feed Roll Set - 1.2mm - Plain U Groove (Aluminium Wire)	
12 PP0106	Roll Screws & Drive Roll Retaining Cap Kit	
13 PP3607-60	Harness Assembly x 6m	
PP3607-80	Harness Assembly x 8m	
PP3607-10	Harness Assembly x 10m	
PP3608-60	Harness Assembly c/w Remote Control Leads x 6m	
PP3608-80	Harness Assembly c/w Remote Control Leads x 8m	
PP3608-10	Harness Assembly c/w Remote Control Leads x 10m	
14 PP5037	Conduit Clamp 11.3mm	
15 PP5024	Gas Hose Clamp 9.5mm	
16 PP0109	Handle Kit c/w Screws, Ball Joint Lock Nut and Support	
17 PP0110	Remote Speed Control Option Kit	
18 PP0111	Handle Fixing Screw Kit	
19 PP0112	Trigger Kit c/w Body Moulding, Microswitch, Spring and Dowels	
20 PP8031	Ball Joint Assembly c/w Clamp	
21 PP8032	Cable Support	
22 PP8027	Spring Cable Support - Rear	
23 PP5022	Gun Plug Housing c/w Lock Nut and Hose Support	
24 PP2519	Gun Plug Nut c/w Insert	
25 PP0113	Air Cooled Euro Gun Plug Body c/w Spring Pins	
26 SPRING PIN 2	Spring Pin Assembly	
27 PP1524	Gun Plug Body O Ring	
28 PP1529	Liner Retaining Nut	
29 PP1526	Gun Plug Screw	
30 PP0114	Control Lead Assembly (Drive)	
PP0115	Control Lead Assembly (Drive & Remote)	
31 PP0116	Motor Driver Control Module (18-42Vac/Vdc Input)	

PP 400W

Water Cooled MIG Welding Torch

400A CO₂, 350A Mixed Gas @ 60% duty cycle. EN60974-7. 0.030"/0.8 to 0.063"/1.6mm wires



Model

Stock Code	Model Description
PP400W-80ER	Push Pull Welding Torch, 3.5" x 180° Neck x 8m Euro
PP4045W-80ER	Push Pull Welding Torch, 4.5" x 45° Neck x 8m Euro

Nozzles

Stock Code	Description
A B5027	Cylindrical Nozzle 3/4" / 19mm Bore
B5028*	Conical Nozzle 5/8" / 16mm Bore
B5029	Tapered Nozzle 9/16" / 14mm Bore

Contact Tips

Stock Code	Description
B B4014-08	Contact Tip, 0.030"/0.8mm, M8, Ecu
B4014-09	Contact Tip, 0.035"/0.9mm, M8, Ecu
B4014-10	Contact Tip, 0.040"/1.0mm, M8, Ecu
B4014-12*	Contact Tip, 0.045"/1.2mm, M8, Ecu
B4014-14	Contact Tip, 0.055"/1.4mm, M8, Ecu
B4014-16	Contact Tip, 1/16"/1.6mm, M8, Ecu
B4015-08	Contact Tip, 0.030"/0.8mm, M8, CuCrZr
B4015-09	Contact Tip, 0.035"/0.9mm, M8, CuCrZr
B4015-10	Contact Tip, 0.040"/1.0mm, M8, CuCrZr
B4015-12	Contact Tip, 0.045"/1.2mm, M8, CuCrZr
B4015-14	Contact Tip, 0.055"/1.4mm, M8, CuCrZr
B4015-16	Contact Tip, 1/16"/1.6mm, M8, CuCrZr

Liners

Stock Code	Description
C B2513-60	Teflon Liner, 0.040"-0.045"/1.0-1.2mm x 6m
B2513-80	Teflon Liner, 0.040"-0.045"/1.0-1.2mm x 8m
B2513-10	Teflon Liner, 0.040"-0.045"/1.0-1.2mm x 10m
B3626-60	Plain Liner, 0.045"-0.063"/1.2-1.6mm x 6m
B3626-80	Plain Liner, 0.045"-0.063"/1.2-1.6mm x 8m
B3626-10	Plain Liner, 0.045"-0.063"/1.2-1.6mm x 10m

Components

Stock Code	Description	* Denotes standard Build
1 B5001	Tip Adaptor, M8	
2 B5005B	Diffuser Black	

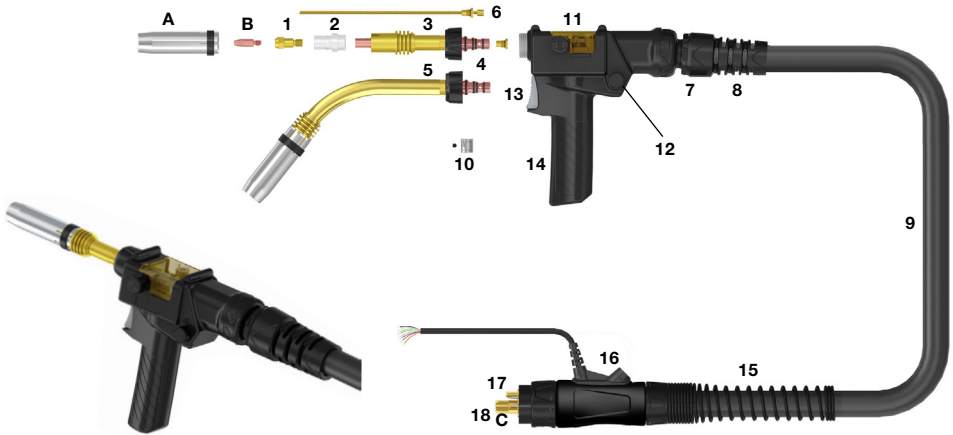
Components

Stock Code	Description	* Denotes standard Build
B5005C	Diffuser Ceramic	
4 SB4011R30	SB 400W Straight Neck, 3.5" x 180°	
SB4011R55	SB 400W Swan Neck, 4.5" x 45°	
5 PNL0812B	Neck Liner, 0.030"-0.045" / 0.8-1.2mm Wires	
6 PP0201	Water Cooled Torch Body (Pistol Drive)	
7 PP0102	DC Motor & Gear Assembly (Pistol Drive) c/w Screws	
8 PP0103	Wire Guide Nipple Kit c/w Screw (Roll Feed)	
9 PP0104	Wire Guide Nipple Kit c/w Screw, Liner & O Ring (Neck Feed)	
10 PP0105	Liner & O Ring Seal (For Neck In Feed Guide Nipple)	
11 PP12ARS	Drive & Feed Roll Set - 1.2mm - Plain U Groove (Aluminium Wire)	
12 PP0106	Screw Kit c/w Drive Roll Retaining Cap & Wire Guide Clamp	
13 PP4007-60	Harness Assembly x 6m	
PP4007-80	Harness Assembly x 8m	
PP4007-10	Harness Assembly x 10m	
PP4008-60	Harness Assy c/w Remote Control Leads x 6m	
PP4008-80	Harness Assy c/w Remote Control Leads x 8m	
PP4008-10	Harness Assy c/w Remote Control Leads x 10m	
14 PP5037	Conduit Clamp 11.3mm	
15 PP5024	Gas Hose Clamp 9.5mm	
16 PP0109	Handle Kit c/w Screws, Ball Joint Lock Nut & Support	
17 PP0110	Remote Speed Control Option Kit	
18 PP0111	Handle Fixing Screw Kit	
19 PP0112	Trigger Kit c/w Body Moulding, Microswitch, Spring & Dowels	
20 PP8031	Ball Joint Assembly c/w Clamp	
21 PP8032	Cable Support	
22 PP8027	Spring Cable Support - Rear	
23 PP5022	Gun Plug Housing c/w Lock Nut & Hose Support	
24 PP2519	Gun Plug Nut c/w Insert	
25 PP0213	Water Cooled Euro Gun Plug Body c/w Spring Pins	
26 SPRING PIN 2	Spring Pin Assembly	
27 PP1524	Gun Plug Body O Ring	
28 PP1529	Liner Retaining Nut	
29 PP1526	Gun Plug Screw	
30 PP0114	Control Lead Assembly (Drive)	
PP0115	Control Lead Assembly (Drive & Remote)	
31 PP0116	Motor Driver Control Module (18-42Vac/Vdc Input)	

PPA 360

Air Cooled MIG Welding Torch

300A CO₂, 270A Mixed Gas @ 60% duty cycle, EN60974-7, 0.030"/0.8 to 0.045"/1.2mm wires



Model

Stock Code	Model Description
PP3600A-80ER	Torch Package x 8.0m c/w Euro Fitting

Nozzles

Stock Code	Description
A B3615	Cylindrical Nozzle 3/4" / 19mm Bore
B3616*	Conical Nozzle 5/8" / 16mm Bore
B3617	Tapered Nozzle 15/32" / 12mm Bore

Contact Tips

Stock Code	Description
B B4014-08A	Contact Tip, 0.030"/0.8mm, M8, ECu
B4014-09A	Contact Tip, 0.035"/0.9mm, M8, ECu
B4014-10A	Contact Tip, 0.040"/1.0mm, M8, ECu
B4014-12A*	Contact Tip, 0.045"/1.2mm, M8, ECu
B4015-08A	Contact Tip, 0.030"/0.8mm, M8, CuCrZr
B4015-09A	Contact Tip, 0.035"/0.9mm, M8, CuCrZr
B4015-10A	Contact Tip, 0.040"/1.0mm, M8, CuCrZr
B4015-12A	Contact Tip, 0.045"/1.2mm, M8, CuCrZr

Contact tips for Steel Wire not listed, they are available

Liners

Stock Code	Description
C B1536-80	Teflon Liner, 0.025"-0.035"/0.6-0.9mm x 8m
B2513-80*	Teflon Liner, 0.040"-0.045"/1.0-1.2mm x 8m

Components

Stock Code	Description	* Denotes Standard Build
1 B3614	Tip Adaptor M8	
2 B3605B	Diffuser Black	
B3605C	Diffuser Ceramic	
B3605W*	Diffuser White	
3 PP3601*	Straight Neck Assembly	

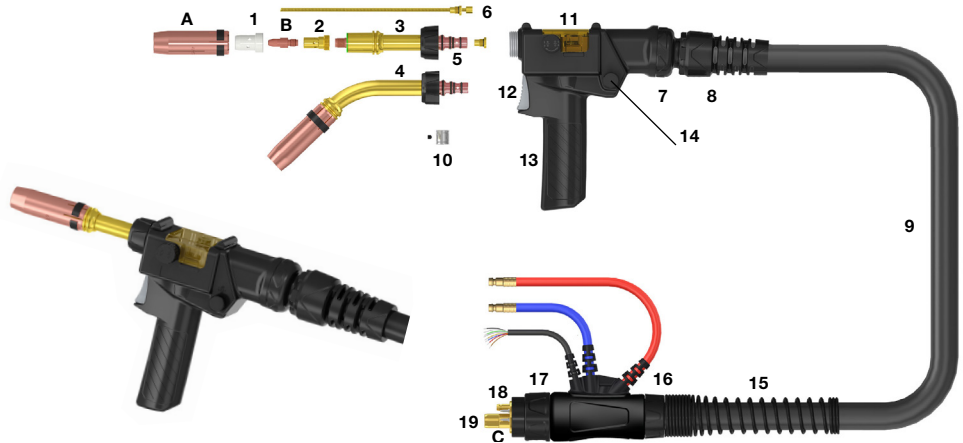
Components

Stock Code	Description	* Denotes Standard Build
4 PP5818	O-Ring Pack	
5 PP3603	Neck Assembly 45°	
6 PP3602	Neck Liner	
7 B8041	Ball Joint	
8 B8032	Handle Cable Support	
9 PP5019-80	Sheathed Cable Assembly	
10 SA0608V	Drive Roll 0.6-0.8mm V Groove Steel Wire	
SA1012V	Drive Roll 1.0-1.2mm V Groove Steel Wire	
SA0608U	Drive Roll 0.6-0.8mm U Groove Aluminum Wire	
SA1012U *	Drive Roll 1.0-1.2mm U Groove Aluminum Wire	
11 SA1105	Handle Cover	
12 SA1230-1	Potentiometer Kit 1K	
SA1230-5	Potentiometer Kit 5K	
SA1230-10*	Potentiometer Kit 10K	
13 P4016	Trigger	
14 PP3621	Handle Assembly	
15 B8027	Spring Cable Support	
16 B1518/BK	Gun Plug Housing	
17 PP3613	Gun Plug Body	
18 B1525	Liner Nut	

PPW 400

Water Cooled MIG Welding Torch

400A CO₂, 350A Mixed Gas @ 100% duty cycle, EN60974-7, 0.030"/0.8 to 0.063"/1.6mm wires



Model

Stock Code	Model Description
PP4000W-80ER	Torch Package x 8.0m c/w Euro Fitting

Nozzles

Stock Code	Description
A B5027	Cylindrical Nozzle 3/4" / 19mm Bore
B5028*	Conical Nozzle 5/8" / 16mm Bore
B5029	Tapered Nozzle 9/16" / 14mm Bore

Contact Tips

Stock Code	Description
B B4014-08A	Contact Tip, 0.030"/0.8mm, M8, ECU
B4014-09A	Contact Tip, 0.035"/0.9mm, M8, ECU
B4014-10A	Contact Tip, 0.040"/1.0mm, M8, ECU
B4014-12A*	Contact Tip, 0.045"/1.2mm, M8, ECU
B4014-14A	Contact Tip, 0.055"/1.4mm, M8, ECU
B4014-16A	Contact Tip, 1/16"/1.6mm, M8, ECU
B4015-08A	Contact Tip, 0.030"/0.8mm, M8, CuCrZr
B4015-09A	Contact Tip, 0.035"/0.9mm, M8, CuCrZr
B4015-10A	Contact Tip, 0.040"/1.0mm, M8, CuCrZr
B4015-12A	Contact Tip, 0.045"/1.2mm, M8, CuCrZr
B4015-14A	Contact Tip, 0.055"/1.4mm, M8, CuCrZr
B4015-16A	Contact Tip, 1/16"/1.6mm, M8, CuCrZr

Contact tips for Steel Wire not listed, they are available

Liners

Stock Code	Description
C B2513-80	Teflon Liner, 0.025"-0.035"/0.6-0.9mm x 8m
B2513-80*	Teflon Liner, 0.040"-0.045"/1.0-1.2mm x 8m
B3626-80	Teflon Liner, 0.045"-0.063"/1.2-1.6mm x 8m

Components

Stock Code	Description	* Denotes standard Build
1 B5001	Tip Adaptor, M8	
2 B5005B	Diffuser Black	
1 B5005B	Diffuser Black	
B5005C*	Diffuser Ceramic	
2 B5001	Tip Adaptor M8	
3 PP4010*	Straight Neck Assembly	
4 PP4011	Swan Neck Assembly X 45°	
5 PP6818	O-Ring Pack	
6 PP3602	Neck Liner	
7 B8041	Ball Joint	
8 B8032	Handle Cable Support	
9 PP6019-80	Sheathed Cable Assembly	
10 SA0608V	Drive Roll 0.6-0.8mm V Groove Steel Wire	
SA1012V	Drive Roll 1.0-1.2mm V Groove Steel Wire	
SA1416V	Drive Roll 1.4-1.6mm V Groove Steel Wire	
SA0608U	Drive Roll 0.6-0.8mm U Groove Aluminum Wire	
SA1012U *	Drive Roll 1.0-1.2mm U Groove Aluminum Wire	
SA1416U	Drive Roll 1.4-1.6mm U Groove Aluminum Wire	
11 SA1105	Handle Cover	
12 P4016	Trigger	
13 PP4041	Handle Assembly	
14 SA1230-1	Potentiometer Kit 1K	
SA1230-5	Potentiometer Kit 5K	
SA1230-10*	Potentiometer Kit 10K	
15 B8027	Spring Cable Support	
16 B1518/BK	Gun Plug Housing	
17 B1519	Gun Plug Nut c/w Insert	
18 PP4013	Gun Plug Body	
19 B1525	Liner Nut	

TWC Classic Features and Benefits

Swan Necks

- A copper core provides excellent heat dissipation
- Stainless Steel Outer Jacket
- Durable and Robust

Contact Tips

- Manufactured using a harder and higher conductivity copper alloy than the OEM

Nozzles

Maximises Performance

- Manufactured from copper to enhance heat dissipation
- Adjustable tip recess
- Manufactured to the same specifications as the OEM

Ergonomic Handle

Maximises user comfort

- Ergonomic design for balance and strength
- Enhances wire feeding performance

Hanger Hooks

Easy to store

- Less prone to damage
- Encourages an efficient and tidy workspace

Knuckle Joint

Improved Manoeuvrability

- Small movements of the handle and neck are possible independently of the cable assembly

Cable Supports

Improved Wire Feed

- The perfect balance of freedom of movement and progressive support to the power cable is achieved

Hyperflex™ Cable Systems

- Air cooled cable assemblies offer outstanding flexibility and the highest heat and abrasion resistance of any known cable
- Cable end crimp systems ensure maximum conductivity whilst the outer jacket is constructed from cross linked polymers providing a tear proof jacket and a burn threshold of 375°C

Machine End Systems

- Extra length cable support systems
- Smooth and consistent wire feed
- Simple snap fits

Gun Plug Bodies

- Spring loaded pins
- Guaranteed gas seals

Quality Standards

All torches are rigorously tested using computerised and automated test equipment at the design stage through to production. All components pass rigorous quality control checks prior to assembly. All torches are designed to be tough and damage resistant and comply with EN60974-7.



Pro-Grip Max® TWC Features and Benefits

Pro-Grip Max® Handle System Ergonomically Superior

- Integrated soft grips ensure the handle remains in place with minimal grip pressure
- Enhances wire feeding performance
- Screwless design for rapid servicing

Cable Supports Improved Wire Feed

- The perfect balance of freedom of movement and progressive support to the power cable is achieved

Hanger Hooks Easy to store

- Less prone to damage
- Encourages an efficient and tidy workspace

Knuckle Joint Improved Manoeuvrability

- Small movements of the handle and neck are possible independently of the cable assembly

Hypertex™ Cable Systems

- Air cooled cable assemblies offer outstanding flexibility and the highest heat and abrasion resistance of any known cable
- Cable end crimp systems ensure maximum conductivity whilst the outer jacket is constructed from cross linked polymers providing a tear proof jacket and a burn threshold of 375°C

Machine End Systems

- Extra length cable support systems
- Smooth and consistent wire feed
- Simple snap fits

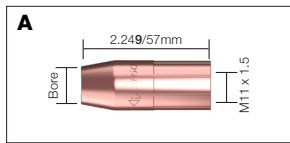
Gun Plug Bodies

- Spring loaded pins
- Guaranteed gas seals

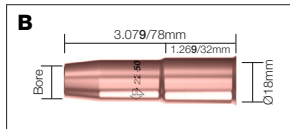
Quality Standards

All torches are rigorously tested using computerised and automated test equipment at the design stage through to production. All our components pass rigorous quality control checks prior to assembly. All torches are designed to be tough and damage resistant and comply with EN60974-7.

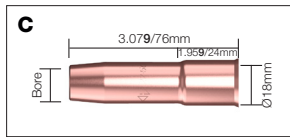
TWC Nozzles



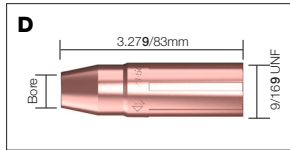
Stock Code	Description	Bore	Model
A 21-37	Nozzle	10mm/3/8"	PA No. 1
21-50	Nozzle	13mm/1/2"	PA No. 1
21-62	Nozzle	16mm/5/8"	PA No. 1



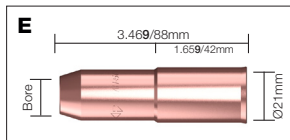
Stock Code	Description	Bore	Model
B 22-50	Nozzle Adjustable	13mm/1/2"	PA No. 2
22-62	Nozzle Adjustable	16mm/5/8"	PA No. 2



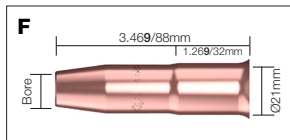
Stock Code	Description	Bore	Model
C 22-50SS	Nozzle Short Stop	13mm/1/2"	PA No. 2
22-62SS	Nozzle Short Stop	16mm/5/8"	PA No. 2



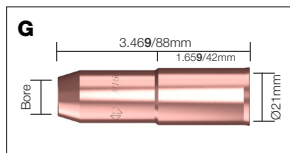
Stock Code	Description	Bore	Model
D 23-50	Nozzle	13mm/1/2"	PA No.2/3
23-62	Nozzle	16mm/5/8"	PA No. 2/3
23-75	Nozzle	19mm/3/4"	PA No. 2/3



Stock Code	Description	Bore	Model
E 24A-50	Nozzle Adjustable	13mm/1/2"	PA No. 3/4
24A-62	Nozzle Adjustable	16mm/5/8"	PA No. 3/4
24A-75	Nozzle Adjustable	19mm/3/4"	PA No. 3/4



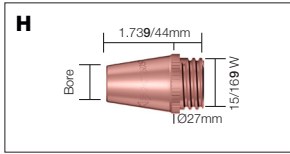
Stock Code	Description	Bore	Model
F 24A-50SS	Nozzle Short Stop	13mm/1/2"	PA No. 3/4
24A-62SS	Nozzle Short Stop	16mm/5/8"	PA No. 3/4



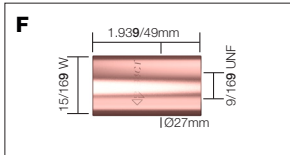
Stock Code	Description	Bore	Model
G 24AH-50	Nozzle Adj HD	13mm/1/2"	PA No. 4
24AH-62	Nozzle Adj HD	16mm/5/8"	PA No. 4
24AH-75	Nozzle Adj HD	19mm/3/4"	PA No. 4

Roll Marking

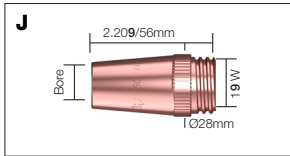
All Parweld consumables are roll marked to enable you to identify genuine Parweld product.



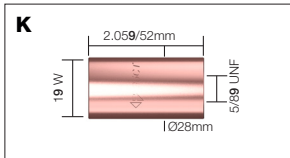
Stock Code	Description	Bore	Model
H 24CT-50S	Fixed Nozzle CT	13mm/1/2"	PA No. 2/3/4
24CT-62S	Fixed Nozzle CT	16mm/5/8"	PA No. 2/3/4
24CT-75S	Fixed Nozzle CT	19mm/3/4"	PA No. 2/3/4



Stock Code	Description	Model
I 34CT	Nozzle Insulator CT	PA No. 2/3/4

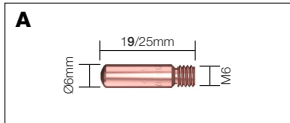


Stock Code	Description	Bore	Model
J 25CT-50	Fixed Nozzle CT	13mm/1/2"	PA No. 5
25CT-62	Fixed Nozzle CT	16mm/5/8"	PA No. 5
25CT-75	Fixed Nozzle CT	19mm/3/4"	PA No. 5

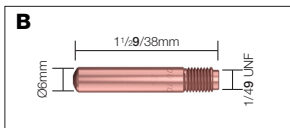


Stock Code	Description	Model
K 35CT	Nozzle Insulator CT	PA No. 5

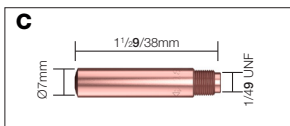
TWC Contact Tips



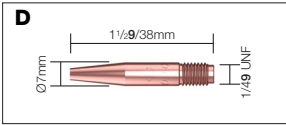
Stock Code	Description	Material	Wire Size	Model
A 11-23	Contact Tip	ECu	0.6mm/.023"	PA No. 1
11-30	Contact Tip	ECu	0.8mm/.030"	PA No. 1
11-35	Contact Tip	ECu	0.9mm/.035"	PA No. 1
11-40	Contact Tip	ECu	1.0mm/.040"	PA No. 1
11-45	Contact Tip	ECu	1.2mm/.045"	PA No. 1



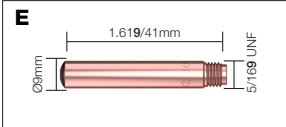
Stock Code	Description	Material	Wire Size	Model
B 14-23	Contact Tip	ECu	0.6mm/.023"	PA No. 2/3/4
14-30	Contact Tip	ECu	0.8mm/.030"	PA No. 2/3/4
14-35	Contact Tip	ECu	0.9mm/.035"	PA No. 2/3/4
14-40	Contact Tip	ECu	1.0mm/.040"	PA No. 2/3/4
14-45	Contact Tip	ECu	1.2mm/.045"	PA No. 2/3/4
14-52	Contact Tip	ECu	1.3mm/.052"	PA No. 2/3/4
14-116	Contact Tip	ECu	1.6mm/1/16"	PA No. 2/3/4
14-564	Contact Tip	ECu	2.0mm/5/64"	PA No. 2/3/4



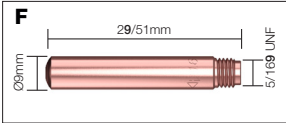
Stock Code	Description	Material	Wire Size	Model
C 14H-30	Contact Tip HD	ECu	0.8mm/.030"	PA No. 2/3/4
14H-35	Contact Tip HD	ECu	0.9mm/.035"	PA No. 2/3/4
14H-40	Contact Tip HD	ECu	1.0mm/.040"	PA No. 2/3/4
14H-45	Contact Tip HD	ECu	1.2mm/.045"	PA No. 2/3/4
14H-52	Contact Tip HD	ECu	1.3mm/.052"	PA No. 2/3/4
14H-116	Contact Tip HD	ECu	1.6mm/1/16"	PA No. 2/3/4
14H-564	Contact Tip HD	ECu	2.0mm/5/64"	PA No. 2/3/4
14AH-364	Contact Tip HD Al Wire	ECu	1.2mm/.045"	PA No. 2/3/4



Stock Code	Description	Material	Wire Size	Model
D 14T-35	Tip Tapered	ECu	0.9mm/.035"	PA No. 2/3/4
14T-45	Tip Tapered	ECu	1.2mm/.045"	PA No. 2/3/4
14T-52	Tip Tapered	ECu	1.3mm/.052"	PA No. 2/3/4

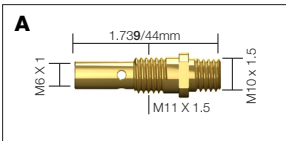


Stock Code	Description	Material	Wire Size	Model
E 15HFC-40	Tip Flux Cored	ECu	1.0mm/.040"	PA No. 5
15HFC-45	Tip Flux Cored	ECu	1.2mm/.045"	PA No. 5
15HFC-116	Tip Flux Cored	ECu	1.6mm/1/16"	PA No. 5
15HFC-564	Tip Flux Cored	ECu	2.0mm/5/64"	PA No. 5

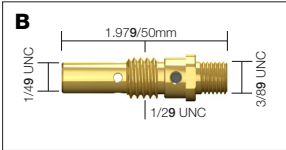


Stock Code	Description	Material	Wire Size	Model
F 15H-40	Contact Tip	ECu	1.0mm/.040"	PA No. 5
15H-45	Contact Tip	ECu	1.2mm/.045"	PA No. 5
15H-52	Contact Tip	ECu	1.3mm/.052"	PA No. 5
15H-116	Contact Tip	ECu	1.6mm/1/16"	PA No. 5
15H-564	Contact Tip	ECu	2.0mm/5/64"	PA No. 5
15H-332	Contact Tip	ECu	2.4mm/3/32"	PA No. 5

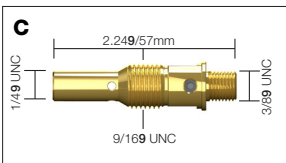
TWC Gas Diffusers



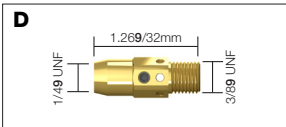
Stock Code	Description	Wire Size	Tip Thread	Model
A 51	Gas Diffuser	N/A	M6	PA No. 1
51-23	Gas Diffuser	0.6mm/.023"	M6	PA No. 1



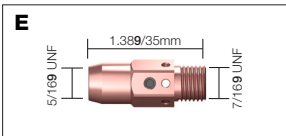
Stock Code	Description	Wire Size	Tip Thread	Model
B 52	Gas Diffuser	N/A	1/4" UNF	PA No. 2



Stock Code	Description	Wire Size	Tip Thread	Model
C 52FN	Gas Diffuser	N/A	1/4" UNF	PA No. 2



Stock Code	Description	Wire Size	Tip Thread	Model
D 54A	Gas Diffuser	N/A	1/4" UNF	PA No. 3, 4



Stock Code	Description	Wire Size	Tip Thread	Model
E 55H	Gas Diffuser	1.6mm/1/16"	5/16" UNF	PA No. 5
55SW	Gas Diffuser	2.0mm/5/64"	5/16" UNF	PA No. 5
55	Gas Diffuser	2.4mm/.095"	5/16" UNF	PA No. 5

TWC Liner Selector Chart


Stock Code	Description	Length	Wire Size	Model	PA No. 1	PA No. 2	PA No. 3	PA No. 4	PA No. 5	PA No. 5 Tweco End*
A 42-3035-15	Steel Liner Conduit	15ft	.030"-.035"/0.8-0.9mm		■	■	□	□	□	
B A42-3035-15	Steel Liner, Brass Nipple	15ft	.030"-.035"/0.8-0.9mm		■	■	□	□	□	
B 42N-3035-15	Nylon Liner, Brass Nipple	15ft	.030"-.035"/0.8-0.9mm		■	■	□	□	□	
A 42-4045-15	Steel Liner	15ft	.040"-.045"/1.0-1.2mm		■	■	□	□	□	
42-4045-25	Steel Liner	25ft	.040"-.045"/1.0-1.2mm		■	■	□	□	□	
B A42-4045-15	Steel Liner, Brass Nipple	15ft	.040"-.045"/1.0-1.2mm		■	■	□	□	□	
A 44-3545-15	Steel Liner	15ft	.035"-.045"/0.9-1.2mm				■	■	■	
44-3545-25	Steel Liner	25ft	.035"-.045"/0.9-1.2mm				■	■	■	
B A44-3545-15	Steel Liner, Brass Nipple	15ft	.035"-.045"/0.9-1.2mm				■	■	■	
A44-3545-25	Steel Liner, Brass Nipple	25ft	.035"-.045"/0.9-1.2mm				■	■	■	
B 44N-3545-15	Nylon Liner, Brass Nipple	15ft	.040"-.045"/0.9-1.2mm		■	■	■	■	■	
C 44TF-3545-15	Teflon Liner	15ft	.045"/1.2mm		■	■	■	■	■	
A 44-116-15	Steel Liner	15ft	1/16"/1.6mm				■	■	■	
44-116-25	Steel Liner	25ft	1/16"/1.6mm				■	■	■	
B A44-116-15	Steel Liner, Brass Nipple	15ft	1/16"/1.6mm				■	■	■	
A44-116-25	Steel Liner, Brass Nipple	25ft	1/16"/1.6mm				■	■	■	
C 44N-116-15	Nylon Liner	15ft	1/16"/1.6mm		■	■	■			
C 44TF-116-15	Teflon Liner	15ft	1/16"/1.6mm				■	■	■	
A 44-564-15	Steel Liner	15ft	5/64"/2.0mm				□	■	■	
B A44-564-15	Steel Liner, Brass Nipple	15ft	5/64"/2.0mm				□	■	■	
A 44-332-15	Steel Liner	15ft	.095"/2.4mm						■	
D 45-3545-15	Steel Liner	15ft	.045"/1.2mm							■
E A45-3545-15	Steel Liner, Brass Nipple	15ft	.045"/1.2mm							■
D 45-116-15	Steel Liner	15ft	1/16"/1.6mm							■
45-116-25	Steel Liner	25ft	1/16"/1.6mm							■
E A45-116-15	Steel Liner, Brass Nipple	15ft	1/16"/1.6mm							■
D 45-564-15	Steel Liner	15ft	5/64"/2.0mm							■
D 45-332-15	Steel Liner	15ft	3/32"/2.4mm							■
45-332-25	Steel Liner	25ft	3/32"/2.4mm							■

■ Solid Box = Recommended Liner
□ Clear Box = Compatible Liner

Colour Code
0.6-0.9mm Wire ■ Blue 1.2-1.6mm Wire ■ Yellow
1.0-1.2mm Wire ■ Red 2.0-2.4mm Wire ■ Green

All liners come with plastic nipples as standard unless specified.

*Torch models are not illustrated but are available to order as a Custom Build, please contact the sales office for more information.



PRO PA No 1

Air Cooled MIG Welding Torch

180A CO₂ 125A Mixed Gas @ 60% Duty Cycle, EN60974-7.023"-.045"/0.6mm to 1.2mm Wires

Model

Stock Code	Description
PRO1-10E	PRO Torch Package x 10ft c/w Euro Fitting
PRO1-12E	PRO Torch Package x 12ft c/w Euro Fitting
PRO1-15E	PRO Torch Package x 15ft c/w Euro Fitting
PRO1-10T	PRO Torch Package x 10ft c/w Tweco Fitting
PRO1-12T	PRO Torch Package x 12ft c/w Tweco Fitting
PRO1-15T	PRO Torch Package x 15ft c/w Tweco Fitting

PRO PA No 2

Air Cooled MIG Welding Torch

200A CO₂ 150A Mixed Gas @ 60% Duty Cycle, EN60974-7, .023"-.045"/0.6mm to 1.2mm Wires

Model

Stock Code	Description
PRO2-10E	PRO Torch Package x 10ft c/w Euro Fitting
PRO2-12E	PRO Torch Package x 12ft c/w Euro Fitting
PRO2-15E	PRO Torch Package x 15ft c/w Euro Fitting
PRO2-10T	PRO Torch Package x 10ft c/w Tweco Fitting
PRO2-12T	PRO Torch Package x 12ft vc/w Tweco Fitting
PRO2-15T	PRO Torch Package x 15ft c/w Tweco Fitting

PRO PA No 3

Air Cooled MIG Welding Torch

260A CO₂ 230A Mixed Gas @ 60% Duty Cycle, EN60974-7, .030"-1/16"/0.8mm to 1.6mm Wires

Model

Stock Code	Description
PRO3-10E	PRO Torch Package x 10ft c/w Euro Fitting
PRO3-12E	PRO Torch Package x 12ft c/w Euro Fitting
PRO3-15E	PRO Torch Package x 15ft c/w Euro Fitting
PRO3-10T	PRO Torch Package x 10ft c/w Tweco Fitting
PRO3-12T	PRO Torch Package x 12ft c/w Tweco Fitting
PRO3-15T	PRO Torch Package x 15ft c/w Tweco Fitting

PRO PA No 4

Air Cooled MIG Welding Torch

320A CO₂ 270A Mixed Gas @ 60% Duty Cycle, EN60974-7, .030"-5/64"/0.8mm to 2.0mm Wires

Model


Stock Code	Description
PRO4-10E	PRO Torch Package c/w Euro Fitting
PRO4-15E	PRO Torch Package c/w Euro Fitting
PRO4-10T	PRO Torch Package c/w Tweco Fitting
PRO4-15T	PRO Torch Package c/w Tweco Fitting



PA No 1

Air Cooled MIG Welding Torch

180A CO₂ 125A Mixed Gas @ 60% Duty Cycle, EN60974-7.023'- .045"/0.6mm to 1.2mm Wires



Model

Stock Code	Description
1-10E	Torch Package x 10ft c/w Euro Fitting
1-12E	Torch Package x 12ft c/w Euro Fitting
1-15E	Torch Package x 15ft c/w Euro Fitting
1-10T	Torch Package x 10ft c/w Tweco Fitting
1-12T	Torch Package x 12ft c/w Tweco Fitting
1-15T	Torch Package x 15ft c/w Tweco Fitting

Nozzles

Stock Code	Description
A 21-37	Nozzle Self Insulated 3/8"/10mm Bore
21-50*	Nozzle Self Insulated 1/2"/13mm Bore
21-62	Nozzle Self Insulated 5/8"/16mm Bore

Contact Tips

Stock Code	Description
B 11-23	Contact Tip .023"/0.6mm ECU
11-30*	Contact Tip .030"/0.8mm ECU
11-40	Contact Tip .040"/1.0mm ECU
11-45	Contact Tip .045"/1.2mm ECU

Liners

Stock Code	Description
C 42-3035-15*	Liner Conduit.030"-.035"/0.8-0.9mm x 15ft
42N-3035-15	Nylon Conduit.030"-.035"/0.8-0.9mm x 15ft
42-4045-15	Liner Conduit.040"-.045"/1.0-1.2mm x 15ft

Components

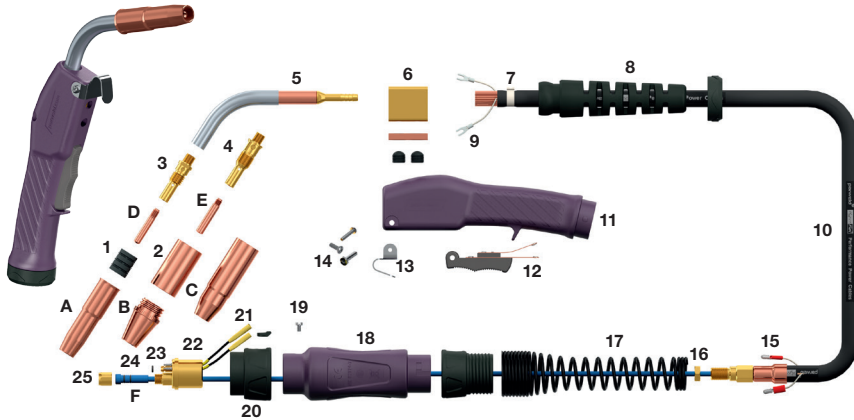
* Denotes Standard Build

Stock Code	Description
1 51*	Gas Diffuser .030"-.045"/0.8-1.2mm Wire
51-23	Gas Diffuser .023"/0.6mm Wire
2 61-45	45° Conductor Tube
61-60*	60° Conductor Tube
3 71	Insulation Sleeve
4 61R	Retaining Nut
5 101	Cable Connector
6 T5044	Water Hose Clamp 18.5mm
7 T8011S	Spring Support c/w Ball Joint
8 T1521	Control Wire Terminals
9 100-10E	Hyperflex™ Cable Assembly x 10ft Euro
100-12E	Hyperflex™ Cable Assembly x 12ft Euro
100-15E	Hyperflex™ Cable Assembly x 15ft Euro
100-10	Hyperflex™ Cable Assembly x 10ft Tweco
100-12	Hyperflex™ Cable Assembly x 12ft Tweco
100-15	Hyperflex™ Cable Assembly x 15ft Tweco
10 81	Black Handle Case
11 91C	Switch Blades
12 91	Trigger c/w Switch Blades
13 122FM	Screw Kit
14 T1522	Cable Terminal Male
15 T1542	Lock Nut
16 T2841	Cable Support
17 X6RS	Gun Plug Housing c/w Nut
18 4M-S	Gun Plug Screw
19 174X-2	Gun Plug Nut c/w Insert
20 Spring Pin 2	Spring Pin Assembly
21 174EX-1	Gun Plug Body c/w Spring Pin
22 174EX-1G	Gun Plug 'O' Ring
23 T9001	Liner Nipple 'O' Ring
24 T1577	Liner Retaining Nut

PA No 2

Air Cooled MIG Welding Torch

200A CO₂ 150A Mixed Gas @ 60% Duty Cycle, EN60974-7, .023"-.045"/0.6mm to 1.2mm Wires



Model

Stock Code	Description
2-10E	Torch Package x 10ft c/w Euro Fitting
2-12E	Torch Package x 12ft c/w Euro Fitting
2-15E	Torch Package x 15ft c/w Euro Fitting
2-10T	Torch Package x 10ft c/w Tweco Fitting
2-12T	Torch Package x 12ft c/w Tweco Fitting
2-15T	Torch Package x 15ft c/w Tweco Fitting

Nozzles

Stock Code	Description
A 22-50	Nozzle Adjustable 1/2"/13mm Bore
22-62"	Nozzle Adjustable 5/8"/16mm Bore
B 24CT-50S	Fixed Nozzle Coarse 1/2"/13mm Bore
24CT-62S	Fixed Nozzle Coarse 5/8"/16mm Bore
24CT-75S	Fixed Nozzle Coarse 3/4"/19mm Bore
C 23-50	Nozzle Self Insulated 1/2"/13mm Bore
23-62	Nozzle Self Insulated 5/8"/16mm Bore
23-75	Nozzle Self Insulated 3/4"/19mm Bore

Contact Tips

Stock Code	Description
D 14-23	Contact Tip .023"/0.6mm ECu
14-30"	Contact Tip .030"/0.8mm ECu
14-40	Contact Tip .040"/1.0mm ECu
14-45	Contact Tip .045"/1.2mm ECu
E 14H-30	Contact Tip .030"/0.8mm ECu HD
14H-40	Contact Tip .040"/1.0mm ECu HD
14H-45	Contact Tip .045"/1.2mm ECu HD

Liners

Stock Code	Description
F 42-3035-15"	Liner Conduit.030"-.035"/0.8-0.9mm x 15ft
42-4045-15	Liner Conduit.040"-.045"/1.2mm x 15ft
42N-3035-15	Nylon Conduit.030"-.035"/0.8-0.9mm x 15ft

Components

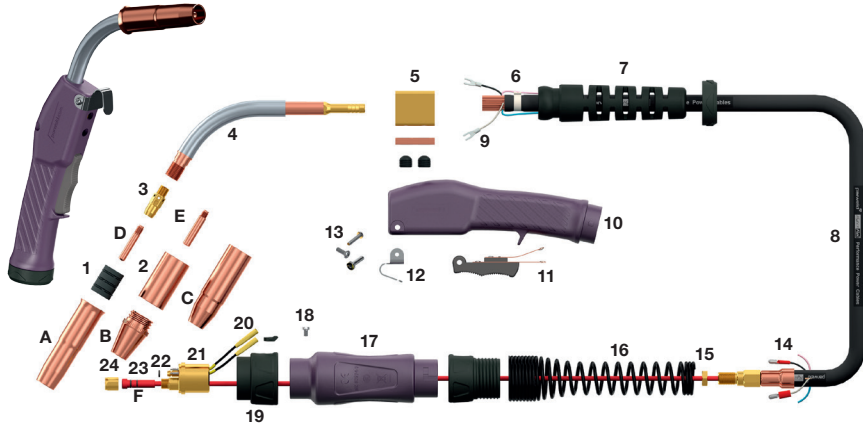
* Denotes Standard Build

Stock Code	Description
1 32"	Adjustable Nozzle Insulator
2 34CT	Nozzle Insulator Coarse Thread (24CT Nozzles)
3 52"	Gas Diffuser
4 52FN	Gas Diffuser Coarse Thread Nozzle Insulator
5 62A45	45° Conductor Tube
62J60*	60° Conductor Tube
6 102	Block c/w Spacer & Screws
7 T5044	Cable Clamp
8 T2008	Ball Joint Cable Support
9 244T	Control Wire Terminals
10 200-10E	Hyperflex™ Cable Assembly x 10ft Euro
200-12E	Hyperflex™ Cable Assembly x 12ft Euro
200-15E	Hyperflex™ Cable Assembly x 15ft Euro
200-10	Hyperflex™ Cable Assembly x 10ft Tweco
200-12	Hyperflex™ Cable Assembly x 12ft Tweco
200-15	Hyperflex™ Cable Assembly x 15ft Tweco
11 B82HK	Handle Kit c/w Screws and Support
12 B92	Trigger Switch
13 152	Hanger Hook
14 122FMK	Screw Kit
15 T1522	Cable Terminal Male
16 T1542	Lock Nut
17 T2841	Spring Cable Support
18 X6RC	Gun Plug Housing c/w Nut
19 4M-S	Gun Plug Screw
20 174X-2	Gun Plug Nut c/w Insert
21 Spring Pin 2	Spring Pin Assembly
22 174EX-1	Gun Plug Body c/w Spring Pins
23 174EX-1G	Gun Plug 'O' Ring
24 T9001	Liner Nipple 'O' Ring
25 T1577	Liner Retaining Nut

PA No 3

Air Cooled MIG Welding Torch

300A CO₂ 250A Mixed Gas @ 60% Duty Cycle, EN60974-7, .030"-1/16"/0.8mm to 1.6mm Wires



Model

Stock Code	Description
3-10E	Torch Package x 10ft c/w Euro Fitting
3-12E	Torch Package x 12ft c/w Euro Fitting
3-15E	Torch Package x 15ft c/w Euro Fitting
3-10T	Torch Package x 10ft c/w Tweco Fitting
3-12T	Torch Package x 12ft c/w Tweco Fitting
3-15T	Torch Package x 15ft c/w Tweco Fitting

Nozzles

Stock Code	Description
A 24A-50	Nozzle Adjustable 1/2/13mm Bore
24A-62*	Nozzle Adjustable 5/8/16mm Bore
B 24CT-50S	Fixed Nozzle Coarse 1/2/13mm Bore
24CT-62S	Fixed Nozzle Coarse 5/8/16mm Bore
24CT-75S	Fixed Nozzle Coarse 3/4/19mm Bore
C 23-50	Nozzle Self Insulated 1/2/13mm Bore
23-62	Nozzle Self Insulated 5/8/16mm Bore
23-75	Nozzle Self Insulated 3/4/19mm Bore

Contact Tips

Stock Code	Description
D 14-30	Contact Tip .030/0.8mm ECU
14-40*	Contact Tip .040/1.0mm ECU
14-45	Contact Tip .045/1.2mm ECU
E 14H-40	Contact Tip .040/1.0mm ECU HD
14H-45	Contact Tip .045/1.2mm ECU HD
14H-116	Contact Tip 1/16/1.6mm ECU HD

Liners

Stock Code	Description
F 44-3545-15*	Liner Conduit.035-.045/0.9-1.2mm x 15ft
44-116-15	Liner Conduit 1/16/1.6mm x 15ft
44N-3545-15	Nylon Conduit.035-.045/0.9-1.2mm x 15ft
44N-116-15	Nylon Conduit 1/16/ 1.6mm x 15ft

Components

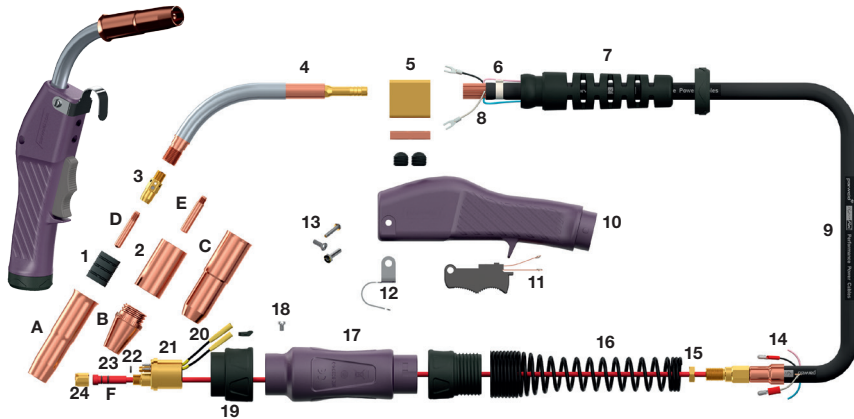
* Denotes Standard Build

Stock Code	Description
1 34A*	Adjustable Nozzle Insulator
2 34CT	Nozzle Insulated Coarse Thread
3 54A*	Gas Diffuser
4 63J45	45° Conductor Tube
4 63J60*	60° Conductor Tube
5 102	Block c/w Spacer & Screws
6 132-12	Cable Clamp
7 T3008	Ball Joint Cable Support
8 300-10E	Hyperflex™ Cable Assembly x 10ft Euro
300-12E	Hyperflex™ Cable Assembly x 12ft Euro
300-15E	Hyperflex™ Cable Assembly x 15ft Euro
300-10	Hyperflex™ Cable Assembly x 10ft Tweco
300-12	Hyperflex™ Cable Assembly x 12ft Tweco
300-15	Hyperflex™ Cable Assembly x 15ft Tweco
9 244T	Control Wire Terminals
10 B83HK	Handle c/w Screws & Support
11 B92	Trigger Switch
12 152	Hanger Hook
13 122FMK	Screw Kit
14 T1522	Cable Terminal Male
15 T1542	Lock Nut
16 T8026	Spring Cable Support
17 X6RC	Gun Plug Housing c/w Nut
18 4M-S	Gun Plug Screw
19 174X-2	Gun Plug Nut c/w Insert
20 Spring Pin 2	Spring Pin Assembly
21 174EX-1	Gun Plug Body c/w Spring Pins
22 174EX-1G	Gun Plug 'O' Ring
23 T9001	Liner Nipple 'O' Ring
24 T1577	Liner Retaining Nut

PA No 4

Air Cooled MIG Welding Torch

400A CO₂ 350A Mixed Gas @ 60% Duty Cycle, EN60974-7, .030"-5/64"/0.8mm to 2.0mm Wires



Model

Stock Code	Description
ECO4-15E	Eco Torch Package x 15ft c/w Euro Fitting
4-10E	Torch Package c/w Euro Fitting
4-15E	Torch Package c/w Euro Fitting
4-10T	Welding Torch c/w Tweco Fitting
4-15T	Welding Torch c/w Tweco Fitting

Nozzles

Stock Code	Description
A 24A-50	Nozzle Adjustable 1/2"/13mm Bore
24A-62*	Nozzle Adjustable 5/8"/16mm Bore
24A-75	Nozzle Adjustable 3/4"/19mm Bore
B 24CT-50S	Fixed Nozzle Coarse 1/2"/13mm Bore
24CT-62S	Fixed Nozzle Coarse 5/8"/16mm Bore
24CT-75S	Fixed Nozzle Coarse 3/4"/19mm Bore
C 24AH-50	Nozzle Adjustable HD 1/2"/13mm Bore
24AH-62	Nozzle Adjustable HD 5/8"/16mm Bore
24AH-75	Nozzle Adjustable HD 3/4"/19mm Bore

Contact Tips

Stock Code	Description
D 14-40	Contact Tip .040"/1.0mm ECu
14-45*	Contact Tip .045"/1.2mm ECu
14-116	Contact Tip 1/16"/1.6mm ECu
E 14H-40	Contact Tip .040"/1.0mm ECu HD
14H-45	Contact Tip .045"/1.2mm ECu HD
14H-116	Contact Tip 1/16"/1.6mm ECu HD
14H-564	Contact Tip 5/64"/2.0mm ECu HD

Liners

Stock Code	Description
F 44-3545-15*	Liner Conduit .035"-.045"/0.9-1.2mm x 15ft
44-116-15	Liner Conduit 1/16"/1.6mm x 15ft

Liners

* Denotes Standard Build

Stock Code	Description
44-564-15	Liner Conduit 5/64"/2.0mm x 15ft
44N-116-15	Nylon Conduit 1/16"/1.6mm x 15ft

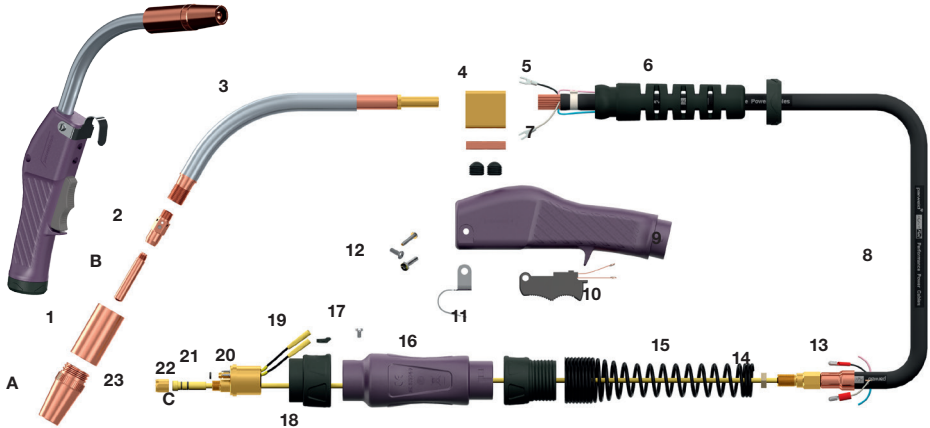
Components

Stock Code	Description
1 34A*	Adjustable Nozzle Insulator
2 34CT	Nozzle Insulated Coarse Thread
3 54A*	Gas Diffuser
4 64J45	45° Conductor Tube
64J60*	60° Conductor Tube
5 104	Connection Block c/w Spacer & Screws
6 132-12	Cable Clamp
7 T3008	Ball Joint Cable Support
8 244T	Control Wire Terminals
9 400-10E	Hyperflex™ Cable Assembly x 10ft Euro
400-15E	Hyperflex™ Cable Assembly x 15ft Euro
400-10	Hyperflex™ Cable Assembly x 10ft Tweco
400-15	Hyperflex™ Cable Assembly x 15ft Tweco
10 B84HK	Handle c/w Screws & Support
11 B94R	Trigger Switch
94C	Trigger Blades Only
12 154	Hanger Hook
13 124FMK	Screw Kit
14 T1522	Cable Terminal Male
15 T1542	Lock Nut
16 T8026	Spring Cable Support
17 X6RC	Gun Plug Housing c/w Nut
18 4M-S	Gun Plug Screw
19 174X-2	Gun Plug Nut c/w Insert
20 Spring Pin 2	Spring Pin Assembly
21 174EX-1	Gun Plug Body c/w Spring Pins
22 174EX-1G	Gun Plug 'O' Ring
23 T9001	Liner Nipple 'O' Ring
24 T1577	Liner Retaining Nut

PA No 5

Air Cooled MIG Welding Torch

500A CO₂ 400A Mixed Gas @ 60% Duty Cycle, EN60974-7, .040'-3/32'/1.0mm to 2.4mm Wires



Model

Stock Code	Description
5-10E	Torch Package x 10ft c/w Euro Fitting
5-12E	Torch Package x 12ft c/w Euro Fitting
5-15E	Torch Package x 15ft c/w Euro Fitting
5-10T	Torch Package x 10ft x c/w Tweco Fitting
5-12T	Torch Package x 12ft c/w Tweco Fitting
5-15T	Torch Package x 15ft c/w Tweco Fitting

Nozzles

Stock Code	Description
A 25CT-50	Fixed Nozzle Coarse 1/2/13mm Bore
25CT-62*	Fixed Nozzle Coarse 5/8/16mm Bore
25CT-75	Fixed Nozzle Coarse 3/4/19mm Bore

Contact Tips

Stock Code	Description
B 15H-40	Contact Tip .040/1.0mm ECu
15H-45	Contact Tip .045/1.2mm ECu
15H-116*	Contact Tip 1/16/1.6mm ECu
15H-564	Contact Tip 5/64/2.0mm ECu
15H-332	Contact Tip 3/32/2.4mm ECu
15HFC-45	Contact Tip .045/1.2mm ECu Flux Cored
15HFC-116	Contact Tip 1/16/1.6mm ECu Flux Cored
15HFC-564	Contact Tip 5/64/2.0mm ECu Flux Cored

Liners

Stock Code	Description
C 44-3545-15	Liner Conduit.035-.045/0.9-1.2mm x 15ft
44-116-15*	Liner Conduit 1/16/1.6mm x 15ft
44-564-15	Liner Conduit 5/64/2.0mm x 15ft
45-3545-15	Liner Conduit.035-.045/0.9-1.2mm x 15ft
45-116-15*	Liner Conduit 1/16/1.6mm x 15ft Tweco
45-564-15	Liner Conduit 5/64/2.0mm x 15ft Tweco
45-332-15	Liner Conduit 3/32/2.4mm x 15ft Tweco

Components

* Denotes Standard Build

Stock Code	Description
1 35CT*	Nozzle Insulator Coarse Thread
2 55SW*	Gas Diffuser 5/64/2.0mm Wire
55	Gas Diffuser 3/32/2.4mm Wire
55H	Gas Diffuser 1/16/1.6mm Wire
3 65J45	45° Conductor Tube
65J60*	60° Conductor Tube
4 104	Connection Block c/w Spacer & Screws
5 T5049	Cable Clamp
6 T4008	Ball Joint Cable Support
7 244T	Control Wire Terminals
8 500-10E	Hyperflex™ Cable Assembly x 10ft Euro
500-12E	Hyperflex™ Cable Assembly x 12ft Euro
500-15E	Hyperflex™ Cable Assembly x 15ft Euro
500-10	Hyperflex™ Cable Assembly x 10ft Tweco
500-12	Hyperflex™ Cable Assembly x 12ft Tweco
500-15	Hyperflex™ Cable Assembly x 15ft Tweco
9 B85HK	Handle Kit c/w Screws and Support
10 B94R	Trigger Switch
10 94C	Trigger Blades Only
11 154	Hanger Hook
12 124FMK	No. 4 & 5 Screw Kit
13 T1522	Cable Terminal Male
14 T1542	Lock Nut
15 T8026	Spring Cable Support
16 X6RC	Gun Plug Housing c/w Nut
17 4M-S	Gun Plug Screw
18 174X-2	Gun Plug Nut c/w Insert
19 Spring Pin 2	Spring Pin Assembly
20 174EX-1	Gun Plug Body c/w Spring Pins
21 174EX-1G	Gun Plug 'O' Ring
22 T9001	Liner Nipple 'O' Ring
23 T1577	Liner Retaining Nut

BND Features and Benefits

Swan Necks

- High temperature resistant insulation materials reduces the risk of shorting
- Metal Outer Jacket
- Swivel Neck

Contact Tips

- Manufactured using a harder and higher conductivity copper alloy than the OEM
- Elliptical locking system

Nozzles Maximises Performance

- Brass nozzles reduce spatter build up
- Manufactured to the same specifications as the OEM

Ergonomically Superior Handle

- External ribs provide an improved grip
- Designed for balance, lightness and strength
- Enhances wire feeding performance
- Provides greater trigger protection

Cable Supports Improved Wire Feed

- The perfect balance of freedom of movement and progressive support to the power cable is achieved

Hanger Hooks Easy to store

- Less prone to damage
- Encourages an efficient and tidy workspace

Knuckle Joint Improved Manoeuvrability

- Small movements of the handle and neck are possible independently of the cable assembly

Hyperflex™ Cable Systems

- Air cooled cable assemblies offer outstanding flexibility and the highest heat and abrasion resistance of any known cable
- Cable end crimp systems ensure maximum conductivity whilst the outer jacket is constructed from cross linked polymers providing a tear proof jacket and a burn threshold of 375°C

Machine End Systems

- Extra length cable support systems
- Smooth and consistent wire feed
- Simple snap fits

Gun Plug Bodies

- Spring loaded pins
- Guaranteed gas seals

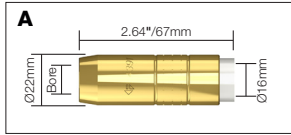
parweld Hyperflex Performance Power Cables

Quality Standards

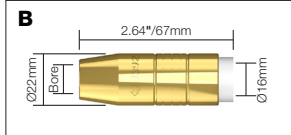
All torches are rigorously tested using computerised and automated test equipment at the design stage through to production. All components pass rigorous quality control checks prior to assembly. All torches are designed to be tough and damage resistant and comply with EN60974-7.



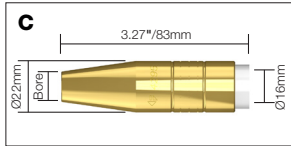
BND Nozzles



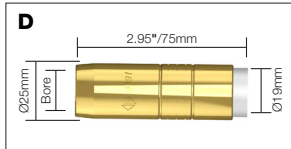
Stock Code	Description	Bore	Model
A 4391	Brass Nozzle	16mm/5/8"	PEZ 200E-350A, PEZ G
4393	Copper Nozzle	16mm/5/8"	PEZ 200E-350A, PEZ G



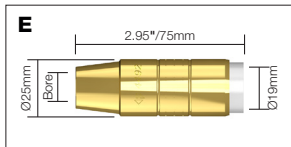
Stock Code	Description	Bore	Model
B 4392	Brass Nozzle	13mm/1/2"	PEZ 200E-350A, PEZ G
4394	Copper Nozzle	13mm/1/2"	PEZ 200E-350A, PEZ G



Stock Code	Description	Bore	Model
C 4295	Brass Nozzle Pipeline	10mm/3/8"	PEZ 200E-350A, PEZ G



Stock Code	Description	Bore	Model
D 4491	Brass Nozzle	19mm/3/4"	PEZ 400E- H/F
4591	Copper Nozzle	19mm/3/4"	PEZ 400E- H/F

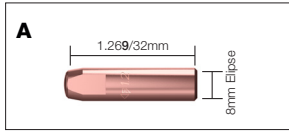


Stock Code	Description	Bore	Model
E 4492	Brass Nozzle	14mm/9/16"	PEZ 400E- H/F
E1 4492HD	Brass Nozzle	14mm/9/16"	PEZ 400E- H/F
4592	Copper Nozzle	14mm/9/16"	PEZ 400E- H/F

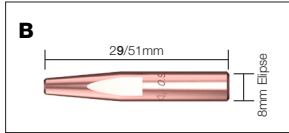
Roll Marking

All Parweld consumables are roll marked to enable you to identify genuine Parweld product.

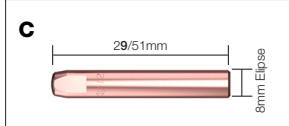
BND Contact Tips



Stock Code	Description	Material	Wire Size	Model
A 7497	Contact Tip	ECu	0.6mm/.023"	Range
7488	Contact Tip	ECu	0.8mm/.030"	Range
7489	Contact Tip	ECu	0.9mm/.035"	Range
7496	Contact Tip	ECu	1.0mm/.040"	Range
7490	Contact Tip	ECu	1.2mm/.045"	Range
7498	Contact Tip	ECu	1.3mm/.052"	Range
7491	Contact Tip	ECu	1.6mm/1/16"	Range
7492	Contact Tip	ECu	2.0mm/5/64"	Range
7493	Contact Tip	ECu	2.4mm/3/32"	Range

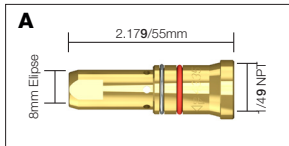


Stock Code	Description	Material	Wire Size	Model
B 4281	Contact Tip Pipeline ECU	ECu	0.9mm/.035"	Range
4282	Contact Tip Pipeline ECU	ECu	1.2mm/.045"	Range

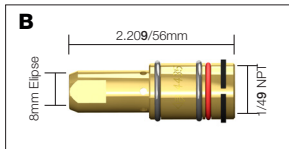


Stock Code	Description	Material	Wire Size	Model
C 1588	Contact Tip	ECu	0.8mm/.030"	Range
1589	Contact Tip	ECu	0.9mm/.035"	Range
1596	Contact Tip	ECu	1.0mm/.040"	Range
1590	Contact Tip	ECu	1.2mm/.045"	Range
1598	Contact Tip	ECu	1.3mm/.052"	Range
1591	Contact Tip	ECu	1.6mm/1/16"	Range
1592	Contact Tip	ECu	2.0mm/5/64"	Range
1593	Contact Tip	ECu	2.4mm/3/32"	Range
1594	Contact Tip	ECu	2.8mm/.110"	Range

BND Head Assemblies



Stock Code	Description	Tip Series	Model
A 4335	Head Assembly	7400	PEZ200-350A
4235	Head Assembly	1500	EZQ200-350A



Stock Code	Description	Tip Series	Model
B 4435	Head Assembly	7400	PEZ400E, EZQ 500A
4635	Head Assembly	1500	PEZ600E,H,F

BND Liner Selector Chart



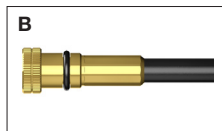

Stock Code	Description	Length	Wire Size	Model	PEZ 200E	PEZ 300E	PEZ 400E	PEZ 600E*	EZ Q 200A*	EZ Q 350A	EZ Q 500A*	PEZ G*	PEZ H*	PEZ F*
A 43010	Steel Liner Plastic Nipple	10ft	.023"-.030"/0.6-0.8mm		■	□	□	□	□	□	□	□	□	□
43015	Steel Liner Plastic Nipple	15ft	.023"-.030"/0.6-0.8mm		■	□	□	□	■	□	□	□	□	□
A 43110	Steel Liner Plastic Nipple	10ft	.030"-.045"/0.8-1.2mm		■	■	□	□	■	■	□	■	■	□
43115	Steel Liner Plastic Nipple	15ft	.030"-.045"/0.8-1.2mm		■	■	□	□	■	■	□	■	■	□
B A43110	Steel Liner Brass Nipple	10ft	.030"-.045"/0.8-1.2mm		□	■	□	□	■	■	□	■	■	□
A43115	Steel Liner Brass Nipple	15ft	.030"-.045"/0.8-1.2mm		□	■	□	□	■	■	□	■	■	□
C 43115X	Polyamide Liner Brass Nipple	15ft	.035"-.045"/0.9-1.2mm		□	■	□	□	□	■	■	■	■	□
A 43210	Steel Liner Plastic Nipple	10ft	.045"-1/16"/1.2-1.6mm		■	■	■	□	■	■	■	■	■	■
43215	Steel Liner Plastic Nipple	15ft	.045"-1/16"/1.2-1.6mm		■	■	■	□	■	■	■	■	■	■
A 44110	Steel Liner Plastic Nipple	10ft	.030"-.045"/0.8-1.2mm		□	□	■	□	□	□	□	□	□	□
44115	Steel Liner Plastic Nipple	15ft	.030"-.045"/0.8-1.2mm		□	□	■	□	□	□	□	□	□	□
B A44110	Steel Liner Brass Nipple	10ft	.030"-.045"/0.8-1.2mm		□	□	■	□	□	□	□	□	□	□
A44115	Steel Liner Brass Nipple	15ft	.030"-.045"/0.8-1.2mm		□	□	■	□	□	□	□	□	□	□
A 44210	Steel Liner Plastic Nipple	10ft	.045"-1/16"/1.2-1.6mm		■	■	■	□	■	■	■	■	■	■
44215	Steel Liner Plastic Nipple	15ft	.045"-1/16"/1.2-1.6mm		■	■	■	□	■	■	■	■	■	■
B 44210	Steel Liner Brass Nipple	10ft	.045"-1/16"/1.2-1.6mm		■	■	■	□	■	■	■	■	■	■
A44215	Steel Liner Brass Nipple	15ft	.045"-1/16"/1.2-1.6mm		■	■	■	□	■	■	■	■	■	■
C 44215X	Polyamide Liner Brass Nipple	15ft	.045"-1/16"/1.2-1.6mm		□	■	■	□	□	■	■	■	■	■
A 44310	Steel Liner Plastic Nipple	10ft	5/64"/2.0mm				■	■			■			■
44315	Steel Liner Plastic Nipple	15ft	5/64"/2.0mm				■	■			■			■
B 45410	Steel Liner Brass Nipple	10ft	3/32"/2.4mm					■			■			■
45415	Steel Liner Brass Nipple	15ft	3/32"/2.4mm					■			■			■
D QJL-2330	Jump Liner	1ft	.023"-.030"/0.6-0.8mm							■	■	□		
D QJL-3545	Jump Liner	1ft	.035"-.045"/0.9-1.2mm							■	■	□		
D QJL-116	Jump Liner	1ft	.063"/1.6mm							□	□	■		

■ Solid Box = Recommended Liner
□ Clear Box = Compatible Liner

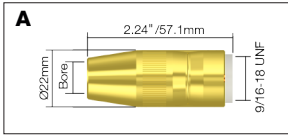
Colour Code

0.6-0.9mm Wire ■ Blue 1.2-1.6mm Wire ■ Yellow
1.0-1.2mm Wire ■ Red 2.0-2.4mm Wire ■ Green

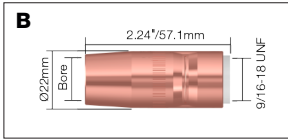
*Torch models are not illustrated but are available to order as a Custom Build, please contact the sales office for more information.



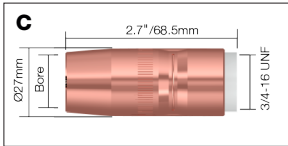
BND C'FIRE Nozzles



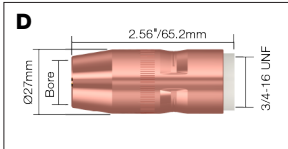
Stock Code	Description	Bore	Model
A NS-1218B	Brass Nozzle	13mm/1/2"	Q20, Q30



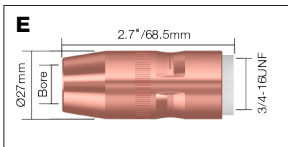
Stock Code	Description	Bore	Model
B NS-5818C	Copper Nozzle	13mm/1/2"	Q20, Q30



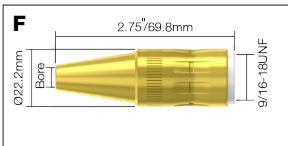
Stock Code	Description	Bore	Model
C N-3414C	Copper Nozzle	19mm/3/4"	Q40



Stock Code	Description	Bore	Model
D N-5818C	Copper Nozzle	16 mm/5/8"	Q40

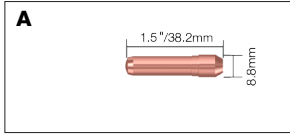


Stock Code	Description	Bore	Model
E N-5814C	Copper Nozzle	16 mm/5/8"	Q40

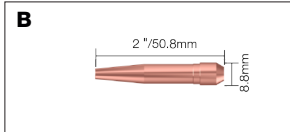


Stock Code	Description	Bore	Model
F NST-3818B	Brass Nozzle	9.5mm/3/8"	Q20, Q30

BND C'FIRE Contact Tips

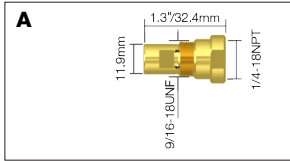


Stock Code	Description	Material	Wire Size	Model
A T-023	Contact Tip	ECu	0.6mm/.023"	Range
T-030	Contact Tip	ECu	0.8mm/.030"	Range
T-035	Contact Tip	ECu	0.9mm/.035"	Range
T-039	Contact Tip	ECu	1.0mm/.039"	Range
T-045	Contact Tip	ECu	1.2mm/.045"	Range
T-052	Contact Tip	ECu	1.4mm/.052"	Range
T-062	Contact Tip	ECu	1.6mm/1/16"	Range
T-078	Contact Tip	ECu	2.0mm/5/64"	Range

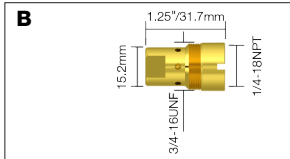


Stock Code	Description	Material	Wire Size	Model
B TT-035	Contact Tip	ECu	0.9mm/.035"	Range
TT-042	Contact Tip	ECu	1.2mm/.045"	Range
TT-052	Contact Tip	ECu	1.4mm/.052"	Range

BND C'FIRE Head Assemblies



Stock Code	Description	Tip Series	Model
A DS-1	Head Assembly	T-00	Q20, Q30

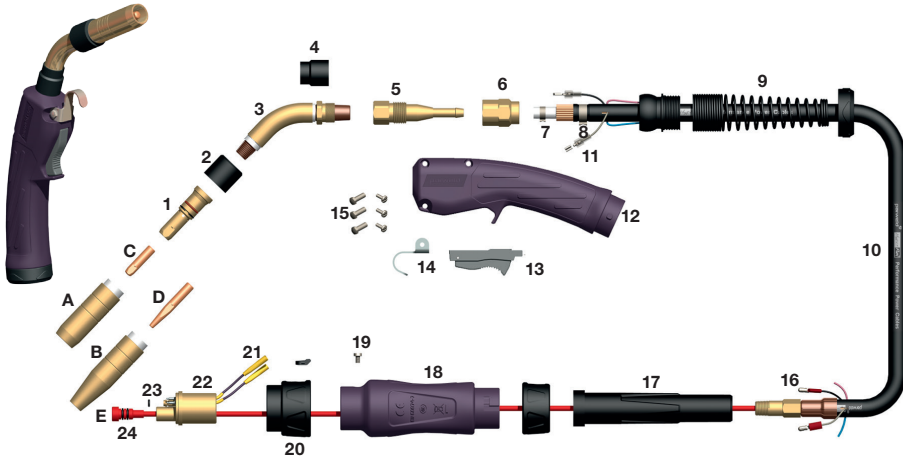


Stock Code	Description	Tip Series	Model
B D-1	Head Assembly	13mm/1/2"	Q20, Q30

PEZ 200E

Air Cooled MIG Welding Torch

200A CO₂ 150A Mixed Gas @ 60% Duty Cycle, EN60974-7 .030"-.045"/0.8mm to 1.2mm Wires



Model

Stock Code	Description
4E210AE	Torch Package x 10ft c/w Euro Fitting
4E212AE	Torch Package x 12ft c/w Euro Fitting
4E215AE	Torch Package x 15ft c/w Euro Fitting

Nozzles

Stock Code	Description
A 4391*	Brass Nozzle 5/8"/16mm Bore
4392	Brass Nozzle 1/2"/13mm Bore
4393	Copper Nozzle 5/8"/16mm Bore
B 4295	Brass Nozzle Pipeline 3/8"/10mm Bore

Contact Tips

Stock Code	Description
C 7488	Contact Tip .030"/0.8mm ECU
7489	Contact Tip .035"/0.9mm ECU
7496	Contact Tip .040"/1.0mm ECU
7490*	Contact Tip .045"/1.2mm ECU
D 4281	Contact Tip .035"/0.9mm ECU Pipeline
4282	Contact Tip .045"/1.2mm ECU Pipeline

Liners

Stock Code	Description
E 43010	Steel Liner .023"-.030"/0.6-0.8mm x 10ft
43015	Steel Liner .023"-.030"/0.6-0.8mm x 15ft
43110*	Steel Liner .030"-.045"/0.8-1.2mm x 10ft
43115*	Steel Liner .030"-.045"/0.8-1.2mm x 15ft
43115X	Polyamide Liner .030"-.045"/0.8-1.2mm x 15ft

Components

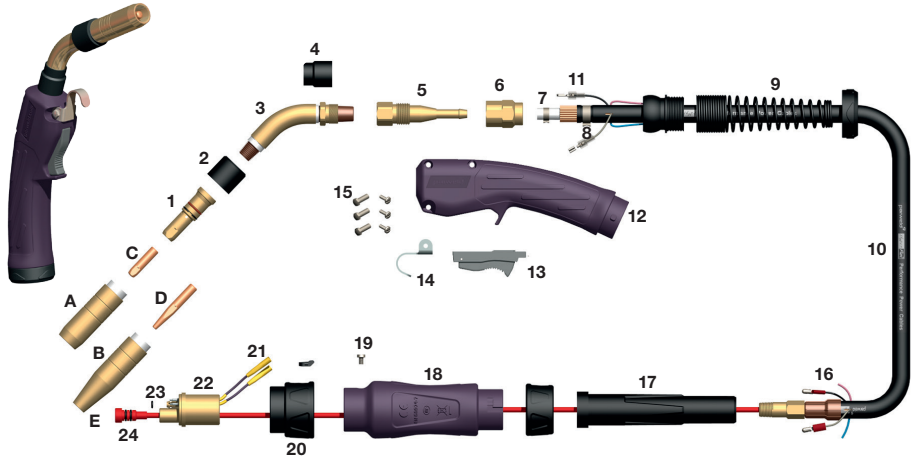
* Denotes Standard Build

Stock Code	Description
1 4335*	Head Assembly
2 4323R	Rubber Cap
3 4786	Swan Neck
4 4780	Neck Insulator
5 4213B	End Fitting
6 R4305	Cone Nut
7 BE5046	Gas Hose Clamp
8 BE5044	Clamp Outer Jacket
9 BE8111	Spring Support c/w Ball Joint
10 4261TE	Hyperflex™ Cable Assembly x 10ft
4262TE	Hyperflex™ Cable Assembly x 12ft
4265TE	Hyperflex™ Cable Assembly x 15ft
11 BE1523-T	Trigger Terminals
12 1780006/BJ	Handle Kit c/w Screws & Nut (Ball Joint Style)
13 5662	Trigger Switch
14 1790002	Hanger Hook Kit
15 1880004	Screw Kit
16 BE1522	Cable Terminal Male
17 BE2841	Cable Support
18 BE1518	Gun Plug Housing c/w Nut
19 BE1526	Gun Plug Screw
20 4816	Gun Plug Nut c/w Insert
21 Spring Pin 2	Spring Pin Assembly
22 5060	Gun Plug Body c/w Spring Pins
23 4421	Gun Plug 'O' Ring
24 BE9001	Liner Nipple 'O' Ring

PEZ 300E

Air Cooled MIG Welding Torch

300A CO₂ 200A Mixed Gas @ 60% Duty Cycle, EN60974-7 .030"-.045"/0.8mm to 1.2mm Wires



Model

Stock Code	Description
4E310AE	Torch Package x 10ft c/w Euro Fitting
4E312AE	Torch Package x 12ft c/w Euro Fitting
4E315AE	Torch Package x 15ft c/w Euro Fitting

Nozzles

Stock Code	Description
A 4391*	Brass Nozzle 5/8"/16mm Bore
4392	Brass Nozzle 1/2"/13mm Bore
4393	Copper Nozzle 5/8"/16mm Bore
B 4295	Brass Nozzle Pipeline 3/8"/10mm Bore

Contact Tips

Stock Code	Description
C 7488	Contact Tip .030"/0.8mm ECU
7489	Contact Tip .035"/0.9mm ECU
7496	Contact Tip .040"/1.0mm ECU
7490*	Contact Tip .045"/1.2mm ECU
D 4281	Contact Tip .035"/0.9mm ECU Pipeline
4282	Contact Tip .045"/1.2mm ECU Pipeline

Liners

Stock Code	Description
E 43110*	Steel Liner .030"-.045"/0.8-1.2mm x 10ft
43115*	Steel Liner .030"-.045"/0.8-1.2mm x 15ft
43115X	Polyamide Liner .035"-.045"/0.9-1.2mm x 15ft

Components

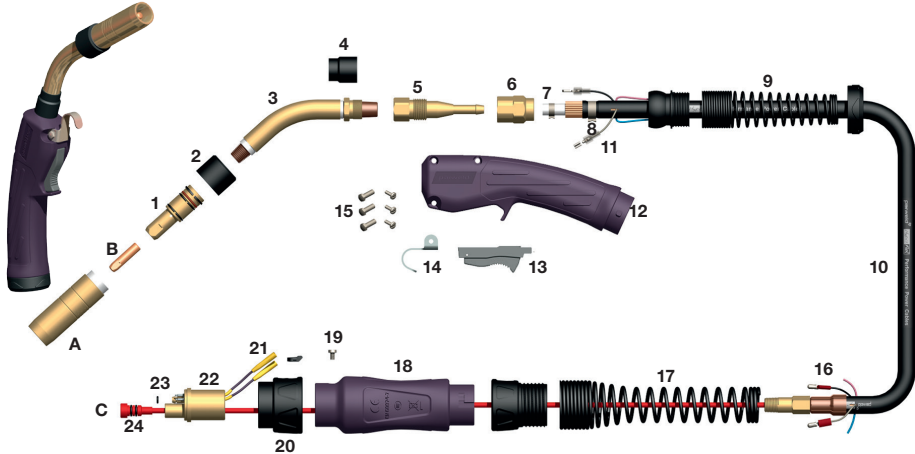
* Denotes Standard Build

Stock Code	Description
1 4335*	Head Assembly
2 4323R	Rubber Cap
3 4786	Swan Neck
4 4780	Neck Insulator
5 4213B	End Fitting
6 R4305	Cone Nut
7 BE5046	Gas Hose Clamp
8 BE5044	Clamp Outer Jacket
9 BE8111	Spring Support c/w Ball Joint
10 4361TE	Hyperflex™ Cable Assembly x 10ft
4362TE	Hyperflex™ Cable Assembly x 12ft
4363TE	Hyperflex™ Cable Assembly x 15ft
11 BE1523-T	Trigger Terminals
12 1780006/BJ	Handle Kit c/w Screws & Nut (Ball Joint Style)
13 5662	Trigger Switch
14 1790002	Hanger Hook Kit
15 1880004	Screw Kit
16 BE1522	Cable Terminal Male
17 BE2841	Cable Support
18 BE1518	Gun Plug Housing c/w Nut
19 BE1526	Gun Plug Screw
20 4816	Gun Plug Nut c/w Insert
21 Spring Pin 2	Spring Pin Assembly
22 5060	Gun Plug Body c/w Spring Pins
23 4421	Gun Plug 'O' Ring
24 BE9001	'O' Ring

PEZ 400E

Air Cooled MIG Welding Torch

400A CO₂ 320A Mixed Gas @ 60% Duty Cycle, EN60974-7 .030"-5/64"/0.8mm to 2.0mm Wires



Model

Stock Code	Description
4E410AE	Torch Package x 10ft c/w Euro Fitting
4E412AE	Torch Package x 12ft c/w Euro Fitting
4E415AE	Torch Package x 15ft c/w Euro Fitting

Nozzles

Stock Code	Description
A 4491*	Brass Nozzle 3/4"/19mm Bore
4492	Brass Nozzle 9/16"/14mm Bore
4591	Copper Nozzle 3/4"/19mm Bore
4592	Copper Nozzle 9/16"/14mm Bore

Contact Tips

Stock Code	Description
B 7488	Contact Tip .030"/0.8mm ECU
7489	Contact Tip .035"/0.9mm ECU
7496	Contact Tip .040"/1.0mm ECU
7490*	Contact Tip .045"/1.2mm ECU
7498	Contact Tip .052"/1.3mm ECU
7491	Contact Tip 1/16"/1.6mm ECU
7492	Contact Tip 5/64"/2.0mm ECU

Liners

Stock Code	Description
C 44110*	Steel Liner .030"-.045"/0.8-1.2mm x 10ft
44115*	Steel Liner .030"-.045"/0.8-1.2mm x 15ft
44210	Steel Liner .045"-1/16"/1.2-1.6mm x 10ft
44215	Steel Liner .045"-1/16"/1.2-1.6mm x 15ft
44215X	Polyamide Liner .045"-1/16"/1.2-1.6mm x 15ft
44310	Steel Liner 5/64"/2.0mm x 10ft
44315	Steel Liner 5/64"/2.0mm x 15ft

Components

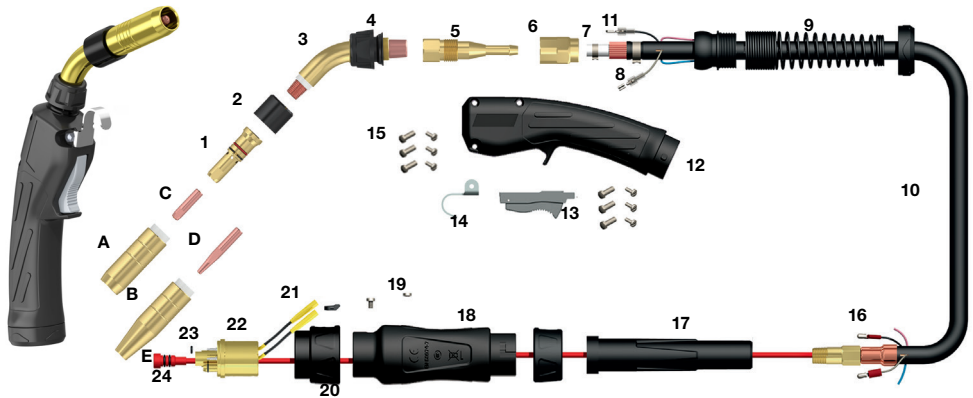
* Denotes Standard Build

Stock Code	Description
1 4435*	Head Assembly
2 4423R	Rubber Cap
3 4790	Swan Neck
4 4780	Neck Insulator
5 4213B	End Fitting
6 R4305	Cone Nut
7 BE5046	Gas Hose Clamp
8 132-12	Cable Hose Outer Jacket
9 BE8112	Spring Support c/w Ball Joint
10 4461TE	Hyperflex™ Cable Assembly x 10ft
4462TE	Hyperflex™ Cable Assembly x 12ft
4465TE	Hyperflex™ Cable Assembly x 15ft
11 BE1523-T	Trigger Terminals
12 1780006/BJ	Handle Kit c/w Screws & Nut
13 5662	Trigger Switch
14 1790002	Hanger Hook Kit
15 1880004	Screw Kit
16 BE1522	Cable Terminal Male
17 BE8026	Spring Cable Support
18 BE1518	Gun Plug Housing c/w Nut
19 BE1526	Gun Plug Screw
20 4816	Gun Plug Nut c/w Insert
21 Spring Pin 2	Spring Pin Assembly
22 5060	Gun Plug Body c/w Spring Pins
23 4421	Gun Plug 'O' Ring
24 BE9001	O' Ring

EZ Q 300A

Air Cooled MIG Welding Torch

300A CO₂ 200A Mixed Gas @ 60% Duty Cycle, EN60974-7 .030"-.045"/0.8mm to 1.2mm Wires



Model

Stock Code	Description
Q3010AE	Torch Package x 10ft c/w Euro Fitting
Q3012AE	Torch Package x 12ft c/w Euro Fitting
Q3015AE	Torch Package x 15ft c/w Euro Fitting

Nozzles

Stock Code	Description
A 4391*	Brass Nozzle 5/8"/16mm Bore
4392	Brass Nozzle 1/2"/13mm Bore
4393	Copper Nozzle 5/8"/16mm Bore
B 4295	Brass Nozzle Pipeline 3/8"/10mm Bore

Contact Tips

Stock Code	Description
C 7488	Contact Tip .030"/0.8mm ECU
7489	Contact Tip .035"/0.9mm ECU
7496	Contact Tip .040"/1.0mm ECU
7490*	Contact Tip .045"/1.2mm ECU
D 4281	Contact Tip .035"/0.9mm ECU Pipeline
4282	Contact Tip .045"/1.2mm ECU Pipeline

Liners

Stock Code	Description
E 43110*	Steel Liner .030"-.045"/0.8-1.2mm x 10ft
43115*	Steel Liner .030"-.045"/0.8-1.2mm x 15ft
43115X	Polyamide Liner .035"-.045"/0.9-1.2mm x 15ft

Components

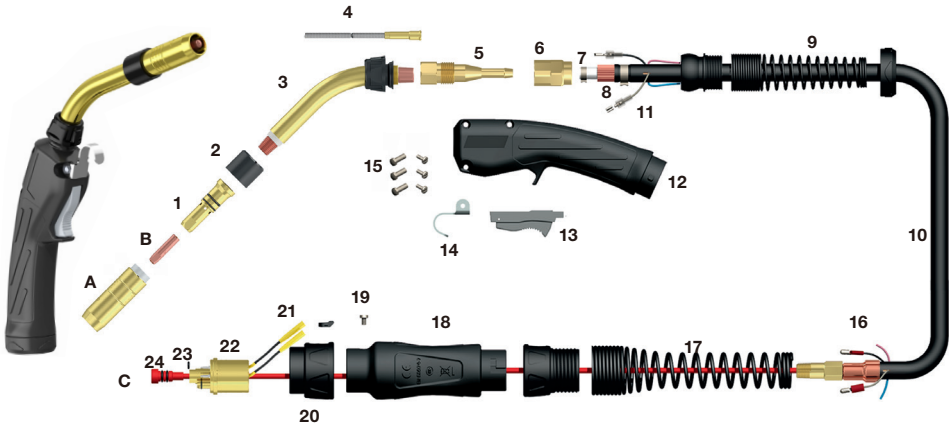
* Denotes Standard Build

Stock Code	Description
1 4335*	Head Assembly
2 4323R	Rubber Cap
3 QT2-45	Swan Neck
4 QJL-2330	Jump Liner .023"-.030"/0.6-0.8mm
5 QJL-3545*	Jump Liner .035"-.045"/0.9-1.2mm
6 4213B	End Fitting
7 R4305	Cone Nut
8 BE5046	Gas Hose Clamp
9 BE5044	Clamp Outer Jacket
10 BE8111	Spring Support c/w Ball Joint
10 4361TE	Cable Assembly x 10ft
4362TE	Cable Assembly x 12ft
4363TE	Cable Assembly x 15ft
11 BE1523-T	Trigger Terminals
12 1780006/BJ	Handle Kit c/w Screws & Nut (Ball Joint Style)
13 5662	Trigger Switch
14 1790002	Hanger Hook Kit
15 1880004	Screw Kit
16 BE1522	Cable Terminal Male
17 BE2841	Cable Support
18 BE1518	Gun Plug Housing c/w Nut
19 BE1526	Gun Plug Screw
20 4816	Gun Plug Nut c/w Insert
21 Spring Pin 2	Spring Pin Assembly
22 5060	Gun Plug Body c/w Spring Pins
23 4421	Gun Plug 'O' Ring
24 BE9001	'O' Ring

EZ Q 350A

Air Cooled MIG Welding Torch

350A CO2 250A Mixed Gas @ 60% Duty Cycle, EN60974-7 .030"-1/16"/0.8mm to 1.6mm Wires



Model

Stock Code	Description
Q3510AE	Torch Package x 10ft c/w Euro Fitting
Q3512AE	Torch Package x 12ft c/w Euro Fitting
Q3515AE	Torch Package x 15ft c/w Euro Fitting

Nozzles

Stock Code	Description
A 4391	Brass Nozzle 5/8"/16mm Bore
4392*	Brass Nozzle 1/2"/13mm Bore
4393	Copper Nozzle 5/8"/16mm Bore

Contact Tips

Stock Code	Description
B 7488	Contact Tip .030"/0.8mm ECu
7489	Contact Tip .035"/0.9mm ECu
7496	Contact Tip .040"/1.0mm ECu
7490*	Contact Tip .045"/1.2mm ECu
7491	Contact Tip 1/16"/1.6mm ECu

Liners

Stock Code	Description
C 43110*	Steel Liner .030"-.045"/0.8-1.2mm x 10ft
43115	Steel Liner .030"-.045"/0.8-1.2mm x 15ft
43210	Steel Liner .045"-1/16"/1.2-1.6mm x 10ft
43215	Steel Liner .045"-1/16"/1.2-1.6mm x 15ft
43115X	Polyamide Liner .035"-.045"/0.9-1.2mm x 15ft
44215X	Polyamide Liner .045"-1/16"/1.2-1.6mm x 15ft

Components

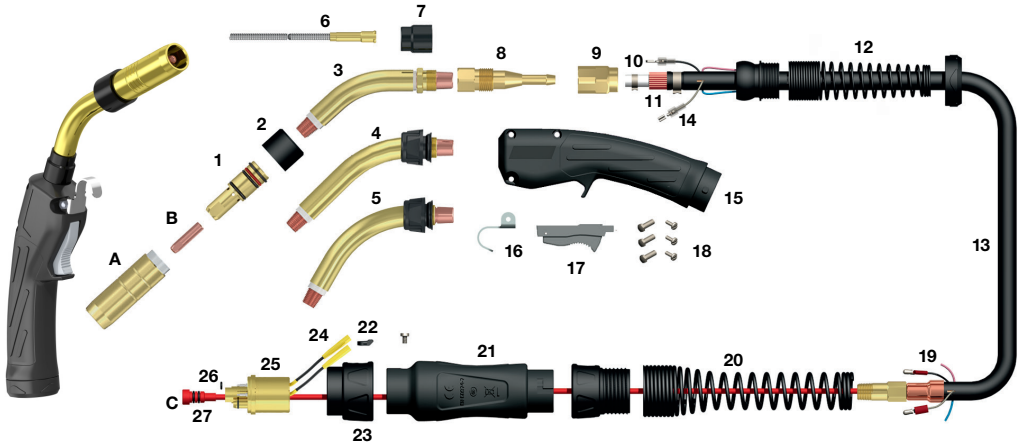
* Denotes Standard Build

Stock Code	Description
1 4435*	Head Assembly (7400 Series Tip)
2 4423R	Rubber Cap
3 QT3-45	Swan Neck 45°
4 QJL-2330	Jump Liner .023"-.030"/0.6-0.8mm
4 QJL-3545*	Jump Liner .035"-.045"/0.9-1.2mm
5 4213B	End Fitting
6 R4305	Cone Nut
7 BE5046	Gas Hose Clamp
8 BE5044	Clamp Outer Jacket
9 BE8112	Spring Support c/w Ball Joint
10 4361TE	Cable Assembly x 10ft
4362TE	Cable Assembly x 12ft
4365TE	Cable Assembly x 15ft
11 BE1523-T	Trigger Terminals
12 1780006/BJ	Handle Kit c/w Screws & Nut (Ball Joint Style)
13 5662	Trigger Switch
14 1790002	Hanger Hook Kit
15 1880004	Screw Kit
16 BE1522	Cable Terminal Male
17 BE8026	Spring Cable Support
18 BE1518	Gun Plug Housing c/w Nut
19 BE1526	Gun Plug Screw
20 4816	Gun Plug Nut c/w Insert
21 Spring Pin 2	Spring Pin Assembly
22 5060	Gun Plug Body c/w Spring Pins
23 4421	Gun Plug 'O' Ring
24 BE9001	'O' Ring

PEZ 400E

Air Cooled MIG Welding Torch

400A CO₂ 320A Mixed Gas @ 60% Duty Cycle, EN60974-7 .030"-5/64"/0.8mm to 2.0mm Wires



Model

Stock Code	Description
UB4E410AE	Torch Package x 10ft c/w Euro Fitting
UB4E412AE	Torch Package x 12ft c/w Euro Fitting
UB4E415AE	Torch Package x 15ft c/w Euro Fitting

Nozzles

Stock Code	Description
A UB4491*	Brass Nozzle 3/4"/19mm Bore
UB4492	Brass Nozzle 9/16"/14mm Bore
UB4591	Copper Nozzle 3/4"/19mm Bore
UB4592	Copper Nozzle 9/16"/14mm Bore

Contact Tips

Stock Code	Description
B UB7488	Contact Tip .030"/0.8mm ECU
UB7489	Contact Tip .035"/0.9mm ECU
UB7496	Contact Tip .040"/1.0mm ECU
UB7490*	Contact Tip .045"/1.2mm ECU
UB7498	Contact Tip .052"/1.3mm ECU
UB7491	Contact Tip 1/16"/1.6mm ECU
UB7492	Contact Tip 5/64"/2.0mm ECU

Liners

Stock Code	Description
C UB44110*	Steel Liner .030"-.045"/0.8-1.2mm x 10ft
UB44115*	Steel Liner .030"-.045"/0.8-1.2mm x 15ft
UB44210	Steel Liner .045"-1/16"/1.2-1.6mm x 10ft
UB44215	Steel Liner .045"-1/16"/1.2-1.6mm x 15ft
UB44215X	Polyamide Liner .045"-1/16"/1.2-1.6mm x 15ft
UB44310	Steel Liner 5/64"/2.0mm x 10ft
UB44315	Steel Liner 5/64"/2.0mm x 15ft

Components

* Denotes Standard Build

Stock Code	Description
1 UB4435*	Head Assembly
2 UB4423R	Rubber Cap
3 UB4790*	Swan Neck
4 QT3-45	Swan Neck 45°
5 QT3-60	Swan Neck 60°
6 QJL-2330	Jump Liner .023"-.030"/0.6-0.8mm
QJL-3545*	Jump Liner .035"-.045"/0.9-1.2mm
QJL-116	Jump Liner 1/16"/1.6mm
7 UB4780	Neck Insulator
8 UB4213B	End Fitting
9 UBR4305	Cone Nut
10 UBE5046	Gas Hose Clamp
11 UB132-12	Cable Hose Outer Jacket
12 UBE8112	Spring Support c/w Ball Joint
13 UB4461TE	Hyperflex™ Cable Assembly x 10ft
UB4462TE	Hyperflex™ Cable Assembly x 12ft
UB4465TE	Hyperflex™ Cable Assembly x 15ft
14 UBE1523-T	Trigger Terminals
15 UB1780006/BJ	Handle Kit c/w Screws & Nut
16 UB1790002	Hanger Hook Kit
17 UB5662	Trigger Switch
18 1880004	Screw Kit
19 UBE1522	Cable Terminal Male
20 UBE8026	Spring Cable Support
21 UBE1518	Gun Plug Housing c/w Nut
22 UBE1526	Gun Plug Screw
23 UB4816	Gun Plug Nut c/w Insert
24 UBSpring Pin 2	Spring Pin Assembly
25 UB5060	Gun Plug Body c/w Spring Pins
26 UB4421	Gun Plug 'O' Ring
27 UBE9001	'O' Ring

TRG Features and Benefits



Swan Necks

- Heavy Duty Aluminium Outer Jacket
- Durable and Robust

Handles

Maximises user comfort

- Designed for balance, lightness and strength
- Enhances wire feeding performance

Contact Tips

- Manufactured using a harder and higher conductivity copper alloy than the OEM

Hanger Hooks
Easy to store

- Less prone to damage
- Encourages an efficient and tidy workspace

Cable Supports
Improved Wire Feed

- The perfect balance of freedom of movement and progressive support to the power cable is achieved

Nozzles

Maximises Performance

- Maximum wall thickness gives longevity and superior performance
- Copper construction improves heat dissipation
- Manufactured to the same specifications as the OEM

Hyperflex™ Cable Systems

- Air cooled cable assemblies offer outstanding flexibility and the highest heat and abrasion resistance of any known cable
- Cable end crimp systems ensure maximum conductivity whilst the outer jacket is constructed from cross linked polymers providing a tear proof jacket and a burn threshold of 375°C

Machine End Systems

- Extra length cable support systems
- Smooth and consistent wire feed
- Simple snap fits

Gun Plug Bodies

- Spring loaded pins
- Guaranteed gas seals

Quality Standards

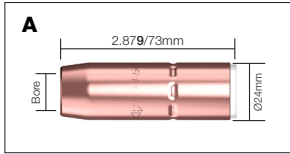
All torches are rigorously tested using computerised and automated test equipment at the design stage through to production.

All our components pass rigorous quality control checks prior to assembly.

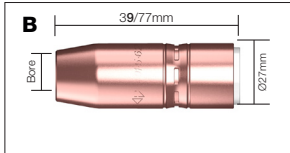
All torches are designed to be tough and damage resistant and comply with EN60974-7.



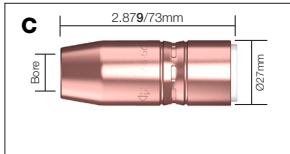
TRG Nozzles



Stock Code	Description	Bore	Tip Recess	Model
A 401-4-50	Standard Nozzle	13mm/1/2"	3mm/1/8"	Range
401-4-62	Standard Nozzle	16mm/5/8"	3mm/1/8"	Range
401-4-75	Standard Nozzle	19mm/3/4"	3mm/1/8"	Range

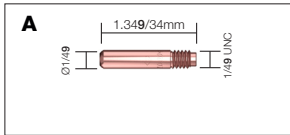


Stock Code	Description	Bore	Tip Recess	Model
B 401-5-50	Heavy Duty Nozzle	13mm/1/2"	6.5mm/1/4"	Range
401-5-62	Heavy Duty Nozzle	16mm/5/8"	6.5mm/1/4"	Range
401-5-75	Heavy Duty Nozzle	19mm/3/4"	6.5mm/1/4"	Range

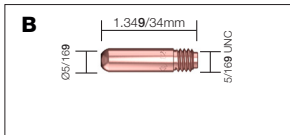


Stock Code	Description	Bore	Tip Recess	Model
C 401-6-50	Heavy Duty Nozzle	13mm/1/2"	3mm/1/8"	Range
401-6-62	Heavy Duty Nozzle	16mm/5/8"	3mm/1/8"	Range
401-6-75	Heavy Duty Nozzle	19mm/3/4"	3mm/1/8"	Range

TRG Contact Tips



Stock Code	Description	Material	Wire Size	Model
A 403-23	Contact Tip	ECu	0.6mm/.023"	Range
403-30	Contact Tip	ECu	0.8mm/.030"	Range
403-35	Contact Tip	ECu	0.9mm/.035"	Range
403-10	Contact Tip	ECu	1.0mm/.040"	Range
403-45	Contact Tip	ECu	1.2mm/.045"	Range
403-52	Contact Tip	ECu	1.3mm/.052"	Range
403-116	Contact Tip	ECu	1.6mm/1/16"	Range

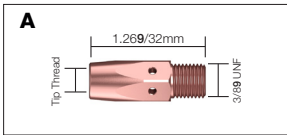


Stock Code	Description	Material	Wire Size	Model
B 403-1-30	HD Contact Tip	ECu	0.8mm/.030"	Range
403-1-35	HD Contact Tip	ECu	0.9mm/.035"	Range
403-1-10	HD Contact Tip	ECu	1.0mm/.040"	Range
403-1-45	HD Contact Tip	ECu	1.2mm/.045"	Range
403-1-52	HD Contact Tip	ECu	1.3mm/.052"	Range
403-1-116	HD Contact Tip	ECu	1.6mm/1/16"	Range
403-1-564	HD Contact Tip	ECu	2.0mm/5/64"	Range
403-1-332	HD Contact Tip	ECu	2.4mm/3/32"	Range

Roll Marking

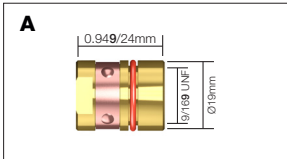
All Parweld consumables are roll marked to enable you to identify genuine Parweld product.

TRG Diffusers

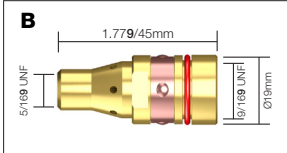


Stock Code	Description	Tip Thread	Model
A 404	Gas Diffuser	1/4" UNC	Range
404-1	HD Gas Diffuser	5/16" UNC	Range

TRG Retaining Heads



Stock Code	Description	Model
A 402-3	Retaining Head	Range




Stock Code	Description	Model
B 404-3	HD Retaining Head	Range

TRG Liner Selector Chart

Stock Code	Description	Length	Wire Size	Model	TRG200*	TRG300	TRG400	TRG500	TRG600*
A 415-23-15	Steel Liner	15ft	.023"/0.6mm		<input checked="" type="checkbox"/>	<input checked="" type="checkbox"/>	<input type="checkbox"/>	<input type="checkbox"/>	<input type="checkbox"/>
A 415-30-15	Steel Liner	15ft	.030"/0.8mm		<input checked="" type="checkbox"/>	<input checked="" type="checkbox"/>	<input type="checkbox"/>	<input type="checkbox"/>	<input type="checkbox"/>
A 415-35-15	Steel Liner	15ft	.035"-.045"/0.9mm-1.2mm		<input checked="" type="checkbox"/>	<input checked="" type="checkbox"/>	<input type="checkbox"/>	<input type="checkbox"/>	<input type="checkbox"/>
A 415-116-10	Steel Liner	10ft	.045-1/16"/1.2-1.6mm				<input checked="" type="checkbox"/>	<input checked="" type="checkbox"/>	<input checked="" type="checkbox"/>
415-116-15	Steel Liner	15ft	.045-1/16"/1.2-1.6mm				<input checked="" type="checkbox"/>	<input checked="" type="checkbox"/>	<input checked="" type="checkbox"/>
415-116-25	Steel Liner	25ft	.045-1/16"/1.2-1.6mm				<input checked="" type="checkbox"/>	<input checked="" type="checkbox"/>	<input checked="" type="checkbox"/>
A 415-332-10	Steel Liner	10ft	3/32"/2.4mm				<input type="checkbox"/>	<input type="checkbox"/>	<input checked="" type="checkbox"/>
415-332-15	Steel Liner	15ft	3/32"/2.4mm				<input type="checkbox"/>	<input type="checkbox"/>	<input checked="" type="checkbox"/>

- Solid Box = Recommended Liner
- Clear Box = Compatible Liner

*Torch models are not illustrated but are available to order as a Custom Build, please contact our sales office for more information.



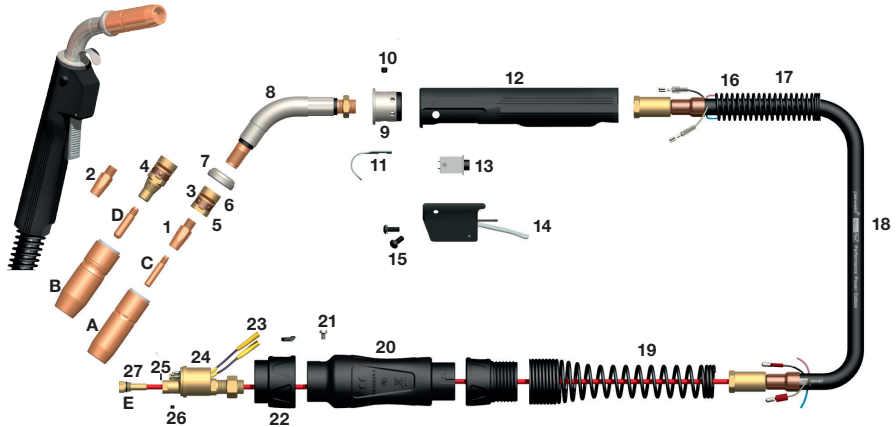
Colour Code

- 0.6-0.9mm Wire Blue
- 1.0-1.2mm Wire Red
- 1.2-1.6mm Wire Yellow
- 2.0-2.4mm Wire Green

TRG 300A

Air Cooled MIG Welding Torch

300A CO₂ 200A Mixed Gas @ 60% Duty Cycle, EN60974-7 .030"- .045"/0.8mm to 1.2mm Wires



Model

Stock Code	Description
T3010E	Torch Package c/w Euro Fitting x 10ft
T3012E	Torch Package c/w Euro Fitting x 12ft
T3015E	Torch Package c/w Euro Fitting x 15ft

Nozzles

Stock Code	Description
A 401-4-50	Nozzle Recess Tip 1/2"/13mm Bore
401-4-62*	Nozzle Recess Tip 5/8"/16mm Bore
401-4-75	Nozzle Recess Tip 3/4"/19mm Bore
B 401-5-50	Heavy Duty Nozzle Recess Tip 1/2"/13mm Bore
401-5-62	Heavy Duty Nozzle Recess Tip 5/8"/16mm Bore
401-5-75	Heavy Duty Nozzle Recess Tip 3/4"/19mm Bore
401-6-50	Heavy Duty Nozzle Recess Tip 1/2"/13mm Bore
401-6-62	Heavy Duty Nozzle Recess Tip 5/8"/16mm Bore
401-6-75	Heavy Duty Nozzle Recess Tip 3/4"/19mm Bore

Contact Tips

Stock Code	Description
C 403-30	Contact Tip .030"/0.8mm
403-35*	Contact Tip .035"/0.9mm
403-10	Contact Tip .040"/1.0mm
403-45	Contact Tip .045"/1.2mm
D 403-1-30	Heavy Duty Contact Tip .030"/0.8mm
403-1-35	Heavy Duty Contact Tip .035"/0.9mm
401-1-10	Heavy Duty Contact Tip .040"/1.0mm
403-1-45	Heavy Duty Contact Tip .045"/1.2mm

Liners

Stock Code	Description
E 415-30-15	Liner .030"/0.8mm x 15ft
415-35-15*	Liner .035"- .045"/0.9mm-1.2mm x 15ft

Components

* Denotes Standard Build

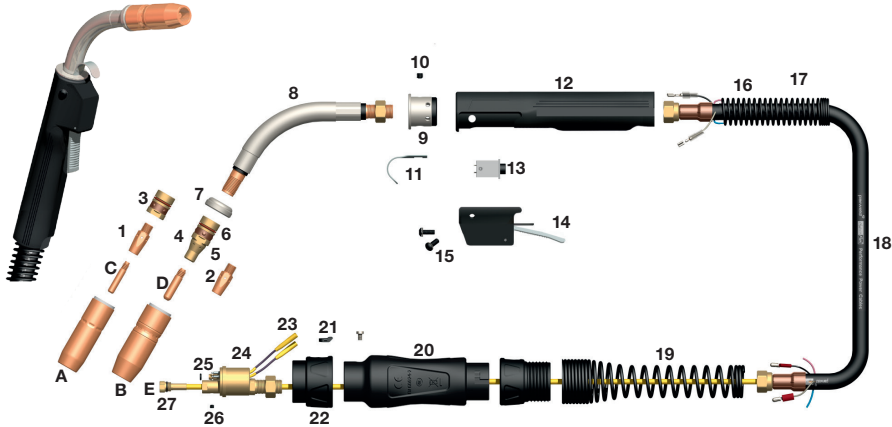
Stock Code	Description
1 404*	Gas Diffuser Standard Tip
2 404-1	Gas Diffuser Heavy Duty Tip
3 402-3*	Standard Retaining Head
4 404-3	Heavy Duty Retaining Head
5 402-4	Retaining Ring Only
6 402-6	O' Ring (Red)
7 402-5	Shock Washer
8 305-60*	Swan Neck 60°
NI 305-45	Swan Neck 45°
9 407	Torch Body Assembly
10 407-2	Grub Screw
11 TR1517	Hanger Hook
12 310	Large Handle c/w Cable Support and Nut
NI TR310	Handle Kit (No Support)
13 411-1	Switch
14 411-2	Switch Housing c/w Trigger
15 411-3	Screws c/w Washer
16 TR8018	Cable Support
17 T8004	Handle Lock Nut
18 313-10	Cable Assembly x 10ft
313-12	Cable Assembly x 12ft
313-15	Cable Assembly x 15ft
19 TR8026	Rear Cable Support
20 TR1518	Euro Rear End Housing Kit
21 TR1526	Gun Plug Screw
22 TR1519	Gun Plug Housing Nut
23 Spring Pin 2	Spring Pin Assembly
24 425-10K	Gun Plug Body Kit c/w Spring Pins
25 425-9	Gun Plug 'O' Ring
26 414-2	Liner Grub Screw
27 415-1	Liner 'O' Ring

NI - Not Illustrated

TRG 400A

Air Cooled MIG Welding Torch

400A CO₂ 300A Mixed Gas @ 60% Duty Cycle, EN60974-7 .040"-1/16"/1.0mm to 1.6mm Wires



Model

Stock Code	Description
T4010E	Torch Package c/w Euro Fitting x 10ft
T4012E	Torch Package c/w Euro Fitting x 12ft
T4015E	Torch Package c/w Euro Fitting x 15ft

Nozzles

Stock Code	Description
A 401-4-50	Nozzle Recess Tip 1/2"/13mm Bore
401-4-62	Nozzle Recess Tip 5/8"/16mm Bore
401-4-75	Nozzle Recess Tip 3/4"/19mm Bore
B 401-5-50	Heavy Duty Nozzle Recess Tip 1/2"/13mm Bore
401-5-62*	Heavy Duty Nozzle Recess Tip 5/8"/16mm Bore
401-5-75	Heavy Duty Nozzle Recess Tip 3/4"/19mm Bore
401-6-50	Heavy Duty Nozzle Recess Tip 1/2"/13mm Bore
401-6-62	Heavy Duty Nozzle Recess Tip 5/8"/16mm Bore
401-6-75	Heavy Duty Nozzle Recess Tip 3/4"/19mm Bore

Contact Tips

Stock Code	Description
C 403-10	Contact Tip .040"/1.0mm
403-45	Contact Tip .045"/1.2mm
403-52	Contact Tip .52"/1.3mm
403-116	Contact Tip 1/16"/1.6mm
D 403-1-10	Heavy Duty Contact Tip .040"/1.0mm
403-1-45*	Heavy Duty Contact Tip .045"/1.2mm
403-1-52	Heavy Duty Contact Tip .052"/1.3mm
403-1-116	Heavy Duty Contact Tip 1/16"/1.6mm

Liners

Stock Code	Description
E 415-35-15	Liner .035"/0.9mm-1.2mm 15ft
415-116-10*	Liner .045"-1/16"/1.2-1.6mm x 10ft
415-116-15	Liner .045"-1/16"/1.2-1.6mm x 15ft

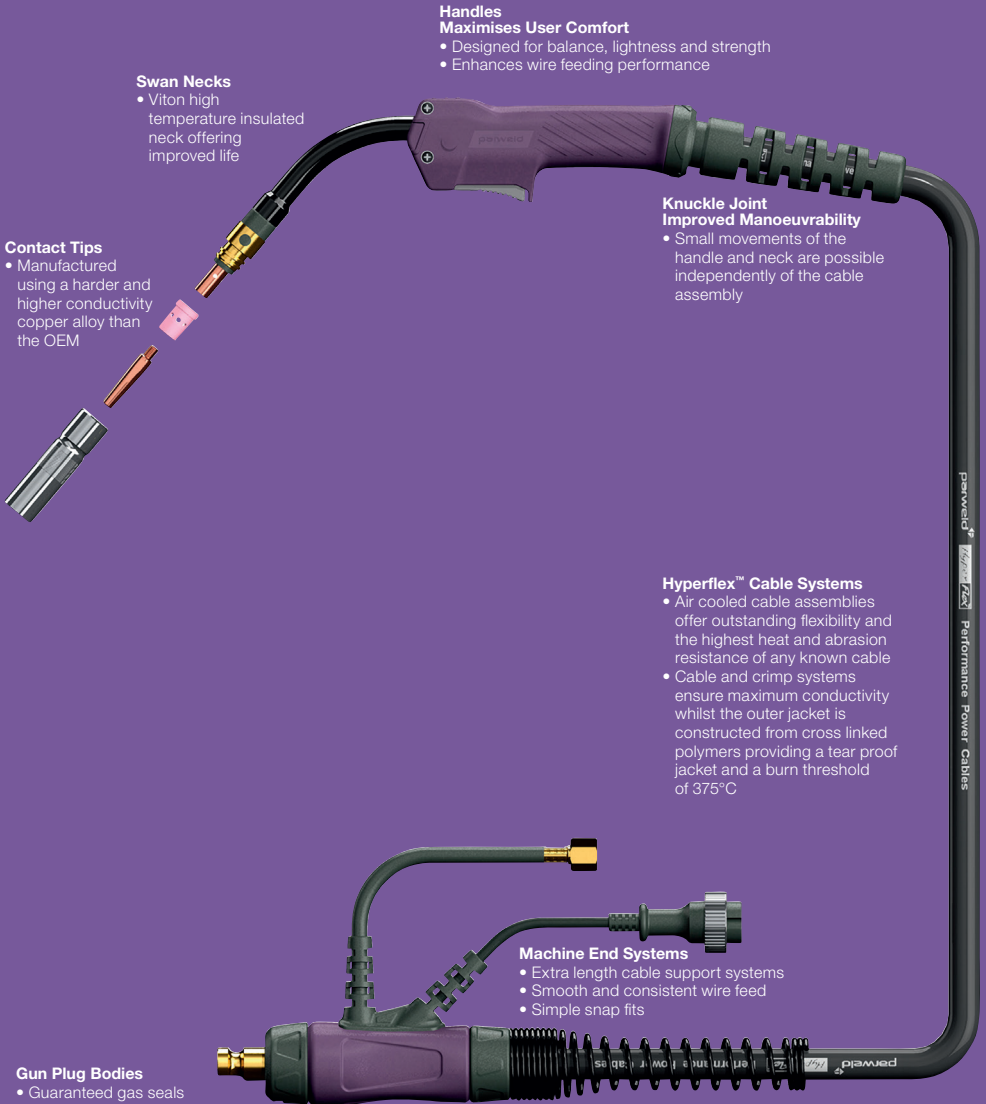
Components

* Denotes Standard Build

Stock Code	Description
1 404*	Gas Diffuser Standard Tip
2 404-1	Gas Diffuser Heavy Duty Tip
3 402-3*	Standard Retaining Head
4 404-3	Heavy Duty Retaining Head
5 402-4	Retaining Ring Only
6 402-6	O' Ring (Red)
7 402-5	Shock Washer
8 405-60*	Swan Neck 60°
NI 405-45	Swan Neck 45°
9 407	Torch Body Assembly
10 407-2	Grub Screw
11 TR1517	Hanger Hook
12 410	Large Handle c/w Spring
NI TR410	Handle Kit (No Support)
13 411-1	Switch
14 411-2	Switch Housing c/w Trigger
15 411-3	Screws c/w Washer
16 TR8018	Cable Support
17 T8004	Handle Lock Nut
18 413-10	Cable Assembly x 10ft
413-12	Cable Assembly x 12ft
413-15	Cable Assembly x 15ft
19 TR8026	Rear Cable Support
20 TR1518	Euro Rear End Housing Kit
21 TR1526	Gun Plug Screw
22 TR1519	Gun Plug Housing Nut
23 Spring Pin 2	Spring Pin Assembly
24 425-10K	Gun Plug Body Kit c/w Spring Pins
25 425-9	Gun Plug 'O' Ring
26 414-2	Liner Grub Screw
27 415-1	Liner 'O' Ring

NI - Not Illustrated

PNA Features and Benefits



Swan Necks

- Viton high temperature insulated neck offering improved life

Contact Tips

- Manufactured using a harder and higher conductivity copper alloy than the OEM

Handles Maximises User Comfort

- Designed for balance, lightness and strength
- Enhances wire feeding performance

Knuckle Joint Improved Manoeuvrability

- Small movements of the handle and neck are possible independently of the cable assembly

Hyperflex™ Cable Systems

- Air cooled cable assemblies offer outstanding flexibility and the highest heat and abrasion resistance of any known cable
- Cable and crimp systems ensure maximum conductivity whilst the outer jacket is constructed from cross linked polymers providing a tear proof jacket and a burn threshold of 375°C

Machine End Systems

- Extra length cable support systems
- Smooth and consistent wire feed
- Simple snap fits

Gun Plug Bodies


- Guaranteed gas seals

Quality Standards


All torches are rigorously tested using computerised and automated test equipment at the design stage through to production. All components pass rigorous quality control checks prior to assembly. All torches are designed to be tough and damage resistant and comply with EN60974-7.



PNA Nozzles

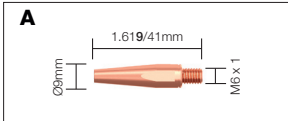


Stock Code	Description	Bore	Model
A P3538	Nozzle	16mm/5/8"	PNA350A

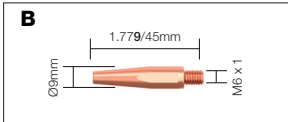


Stock Code	Description	Bore	Model
B P5050	Nozzle	19mm/3/4"	PNA500A

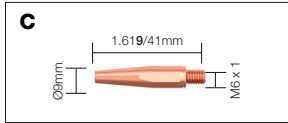
PNA Contact Tips



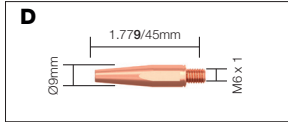
Stock Code	Description	Wire Size	Material	Model
A J41-08	Contact Tip	0.8mm/.030"	CuCrZr	Range
J41-10	Contact Tip	1.0mm/.040"	CuCrZr	Range
J41-12	Contact Tip	1.2mm/.045"	CuCrZr	Range



Stock Code	Description	Wire Size	Material	Model
B J45-08	Contact Tip	0.8mm/.030"	CuCrZr	Range
J45-10	Contact Tip	1.0mm/.040"	CuCrZr	Range
J45-12	Contact Tip	1.2mm/.045"	CuCrZr	Range

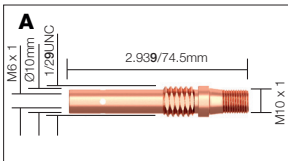


Stock Code	Description	Wire Size	Material	Model
C P41-08	Contact Tip	0.8mm/.030"	CuCrZr	Range
P41-10	Contact Tip	1.0mm/.040"	CuCrZr	Range
P41-12	Contact Tip	1.2mm/.045"	CuCrZr	Range

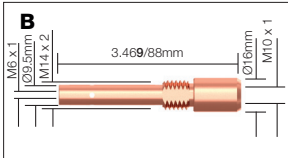


Stock Code	Description	Wire Size	Material	Model
D P45-08	Contact Tip	0.8mm/.030"	CuCrZr	Range
P45-10	Contact Tip	1.0mm/.040"	CuCrZr	Range
P45-12	Contact Tip	1.2mm/.045"	CuCrZr	Range

PNA Tip Adaptors

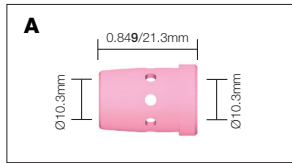


Stock Code	Description	Tip Thread	Model
A P3512	Tip Adaptor	M6	PNA350A

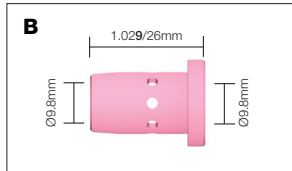


Stock Code	Description	Tip Thread	Model
B P5012	Tip Adaptor	M6	PNA500A

PNA Diffusers

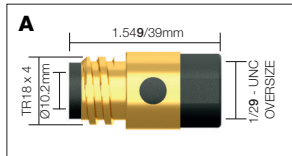


Stock Code	Description	Model
A P3505C	Gas Diffuser	PNA350A

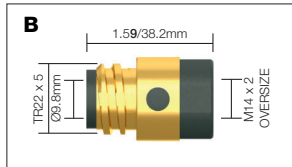


Stock Code	Description	Model
B P5005C	Gas Diffuser	PNA500A

PNA Insulators



Stock Code	Description	Model
A P3503	Insulator	PNA350A



Stock Code	Description	Model
B P5003	Insulator	PNA500A

PNA Liner Selector Chart

OEM Reference	Description	Length	Wire Size	Application	Colour	Nipple	350A	500A
A P35-30	Steel Liner (S121)	x 3.0m	1.0-1.2mm	Steel Wires	Black	A	■	
P35-45	Steel Liner (S121)	x 4.5m	1.0-1.2mm	Steel Wires	Black	A	■	
P35-60	Steel Liner (S121)	x 6.0m	1.0-1.2mm	Steel Wires	Black	A	■	
P50-30	Steel Liner (S161)	x 3.0m	1.2-1.6mm	Steel Wires	Black	A		■
P50-45	Steel Liner (S161)	x 4.5m	1.2-1.6mm	Steel Wires	Black	A		■
P50-60	Steel Liner (S161)	x 6.0m	1.2-1.6mm	Steel Wires	Black	A		■

■ Solid Box = Recommended Liner



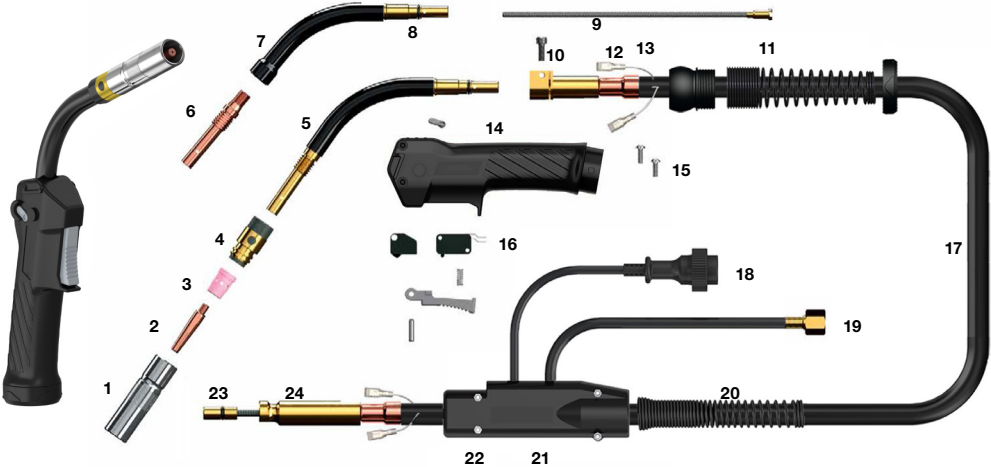
Colour Code

0.6-0.9mm Wire ■ Blue 1.2-1.6mm Wire ■ Yellow
1.0-1.2mm Wire ■ Red 2.0-2.4mm Wire ■ Green

PNA 350A

Air Cooled MIG Welding Torch

350A CO₂, 300A Mixed Gas @ 60% Duty Cycle, EN60974-7 .030"-1/16"/0.8mm to 1.6mm Wire



Model

Stock Code	Description
P350-30P	Torch Package x 3m c/w PNA Termination
P350-45P	Torch Package x 4.5m c/w PNA Termination
P350-60P	Torch Package x 6m c/w PNA Termination
P350-30E	Torch Package x 3m c/w Euro Fitting
P350-45E	Torch Package x 4.5m c/w Euro Fitting
P350-60E	Torch Package x 6m c/w Euro Fitting

Components

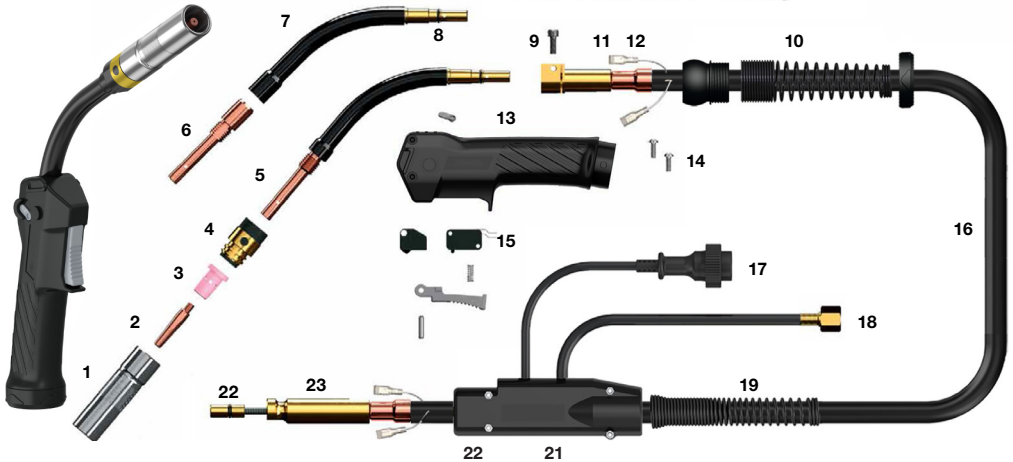
* Denotes Standard Build

Stock Code	Description
1 P3538	Nozzle
2 J41-08	Contact Tip .030"/0.8mm
J41-10	Contact Tip .040"/1.0mm
J41-12	Contact Tip .045"/1.2mm
3 P3505C	Gas Diffuser
4 P3503	Insulator
5 P3501	Torch Body Assembly Solid
6 P3512	Tip Adaptor Screw On
7 P3501S	Torch Body Assembly Screw On Adaptor Type
8 P8-4D70N	'O' Ring
9 P3534	Torch Body Liner 0.9mm-1.2mm
10 P35M5	Torch Body Locking Screw
11 P8018	Cable Support c/w Knuckle Joint
12 P1521	Switch Wire Terminal-Female
13 P1521-C	Switch Wire Terminal Cover
14 P0022	PNA Handle Kit
15 P1513	Handle Fixing Screw Kit
16 P690F	Microswitch c/w Insulation Boot
17 P3509-30	Cable Assembly x 3m
P3509-45	Cable Assembly x 4.5m
P3509-60	Cable Assembly x 6m
18 P8012	Gas Hose Assembly
19 P8101	Switch Lead and Plug Assembly
20 P2841	Cable Support
21 P0019	PNA Termination Housing c/w Nut
22 P1526	Housing Screw Kit
23 P35-30	Liner Assembly x 3m (S121)
P35-45	Liner Assembly x 4.5m (S121)
P35-60	Liner Assembly x 6m (S121)
24 P35P7	'O' Ring

PNA 500A

Air Cooled MIG Welding Torch

500A CO₂, 450A Mixed Gas @ 60% Duty Cycle, EN60974-7 .040"-1/16"/1.0mm to 1.6mm Wire



Model

Stock Code	Description
P500-30P	Torch Package x 3m c/w PNA Termination
P500-45P	Torch Package x 4.5m c/w PNA Termination
P500-60P	Torch Package x 6m c/w PNA Termination
P500-30E	Torch Package x 3m c/w Euro Fitting
P500-45E	Torch Package x 4.5m c/w Euro Fitting
P500-60E	Torch Package x 6m c/w Euro Fitting

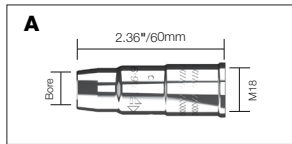
Components

* Denotes Standard Build

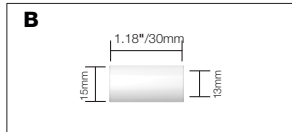
Stock Code	Description
1 P5050	Nozzle 19mm
2 J45-08	Contact Tip .030"/0.8mm
J45-10	Contact Tip .040"/1.0mm
J45-12	Contact Tip .045"/1.2mm
3 P5005C	Gas Diffuser
4 P5003	Insulator
5 P5001	Torch Body Assembly Solid
6 P5012	Tip Adaptor Screw On
7 P5001S	Torch Body Assembly Screw On Adaptor Type
8 P35P8	'O' Ring
9 P35M5	Torch Body Locking Screw
10 P8018	Cable Support c/w Knuckle Joint
11 P1521	Switch Wire Terminal-Female
12 P1521-C	Switch Wire Terminal Cover
13 P0022	PNA Handle Kit
14 P1513	Handle Fixing Screw Kit
15 P690F	Microswitch c/w Insulation Boot
16 P5009-30	Cable Assembly x 3m
P5009-45	Cable Assembly x 4.5m
P5009-60	Cable Assembly x 6m
17 P8012	Gas Hose Assembly
18 P8101	Switch Lead And Plug Assembly
19 P3641	Cable Support
20 P0019	PNA Termination Housing c/w Nut
21 P1526	Housing Screw Kit
22 P50-30	Liner Assembly x 3m (S121)
P50-40	Liner Assembly x 4.5m (S121)
P50-60	Liner Assembly x 6m (S121)
23 P35P7	'O' Ring

ESAB COMPATIBLE TORCH PACKAGES

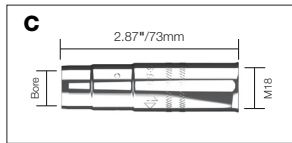
ESB Nozzles



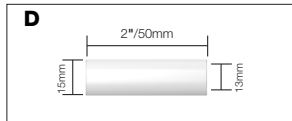
Stock Code	Description	Bore	Model
A 366-946-880	Nozzle + Insulator	.43"/11mm	PSF 160
366-854-880	Nozzle + Insulator	1/2"/13mm	PSF 160



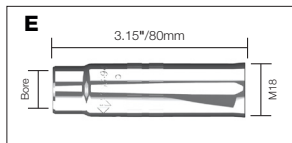
Stock Code	Description	Bore	Model
B 366-396-001	Nozzle Insulator	N/A	PSF 160



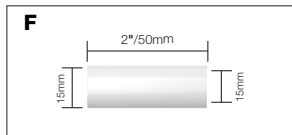
Stock Code	Description	Bore	Model
C 366-946-881	Nozzle + Insulator	15/32"/12mm	PSF 250
366-854-881	Nozzle + Insulator	9/16"/14mm	PSF 250



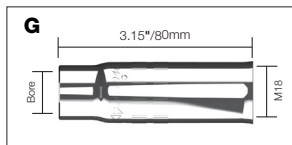
Stock Code	Description	Bore	Model
D 366-396-002	Nozzle Insulator	N/A	PSF 250



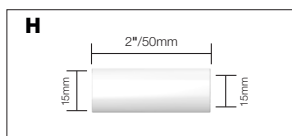
Stock Code	Description	Bore	Model
E 366-946-882	Nozzle + Insulator	1/2"/13mm	PSF 305/315
366-854-882	Nozzle + Insulator	5/8"/16mm	PSF 305/315



Stock Code	Description	Bore	Model
F 366-396-003	Nozzle Insulator	N/A	PSF 305/315




Stock Code	Description	Bore	Model
G 366-946-883	Nozzle + Insulator	9/16"/14mm	PSF 400/405
366-854-883	Nozzle + Insulator	5/8"/16mm	PSF 400/405

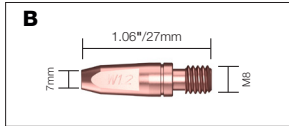


Stock Code	Description	Bore	Model
H 366-396-004	Nozzle Insulator	N/A	PSF 400/405

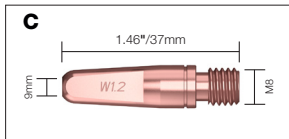
ESB Contact Tips



Stock Code	Description	Wire Size	Material	Model
A 153-500-001	Contact Tip M6	0.6mm/.023"	ECu	Range
153-500-002	Contact Tip M6 (CO ₂)	0.8mm/.030"	ECu	Range
153-500-003	Contact Tip M6	0.8mm/.030"	ECu	Range
153-500-004	Contact Tip M6	0.9mm/.035"	ECu	Range
153-500-005	Contact Tip M6	1.0mm/.040"	ECu	Range
153-500-006	Contact Tip M6	1.2mm/.045"	ECu	Range

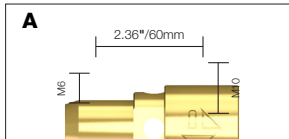


Stock Code	Description	Wire Size	Material	Model
B 468-500-001	Contact Tip M6	0.6mm/.023"	CuCrZr	Range
468-500-002	Contact Tip M6 (CO ₂)	0.8mm/.030"	CuCrZr	Range
468-500-003	Contact Tip M6	0.8mm/.030"	CuCrZr	Range
468-500-004	Contact Tip M6	0.9mm/.035"	CuCrZr	Range
468-500-005	Contact Tip M6	1.0mm/.040"	CuCrZr	Range
468-500-006	Contact Tip M6	1.1mm/.043"	CuCrZr	Range
468-500-007	Contact Tip M6	1.2mm/.045"	CuCrZr	Range
468-500-008	Contact Tip M6	1.4mm/.055"	CuCrZr	Range

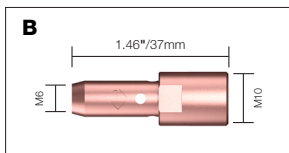


Stock Code	Description	Wire Size	Material	Model
C 468-502-003	Contact Tip M8	0.8mm/.030"	CuCrZr	Range
468-502-004	Contact Tip M8	0.9mm/.035"	CuCrZr	Range
468-502-005	Contact Tip M8	1.0mm/.040"	CuCrZr	Range
468-502-006	Contact Tip M8	1.1mm/.043"	CuCrZr	Range
468-502-007	Contact Tip M8	1.2mm/.045"	CuCrZr	Range
468-502-008	Contact Tip M8	1.4mm/.055"	CuCrZr	Range
468-502-009	Contact Tip M8	1.6mm/1/16"	CuCrZr	Range
468-502-010	Contact Tip M8 (CO ₂)	1.6mm/1/16"	CuCrZr	Range

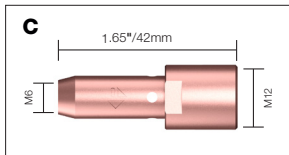
ESB Tip Adaptors



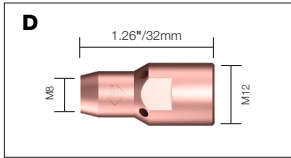
Stock Code	Description	Tip Thread	Neck Thread	Model
A 469-249-001	Tip Adaptor	M6	M10	PSF160



Stock Code	Description	Tip Thread	Neck Thread	Model
B 366-314-001	Tip Adaptor	M6	M10	PSF250



Stock Code	Description	Tip Thread	Neck Thread	Model
C 366-394-001	Tip Adaptor	M6	M12	PSF305/315



Stock Code	Description	Tip Thread	Neck Thread	Model
D 366-394-002	Tip Adaptor	M8	M12	PSF400/405


ESB Liner Selector Chart

Stock Code	Description	Length	Wire Size	Model	PSF160*	PSF250*	PSF305	PSF400
A 366-359-882	Steel Liner	3m	.023"-.030" / 0.6mm-0.8mm		■	■	■	■
A 366-549-883	Steel Liner	4.5m	.023"-.030" / 0.6mm-0.8mm		■	■	■	■
A 366-549-884	Steel Liner	3m	.035"-.040" / 0.9mm-1.0mm		■	■	■	■
A 366-549-885	Steel Liner	4.5m	.035"-.040" / 0.9mm-1.0mm		■	■	■	■
A 366-549-886	Steel Liner	3m	.045" / 1.2mm		■	■	■	■
A 366-549-887	Steel Liner	3m	.045" / 1.2mm		■	■	■	■
A 366-549-888	Steel Liner	3m	1/16" / 1.6mm		□	□	□	□
A 366-549-889	Steel Liner	4.5m	1/16" / 1.6mm		□	□	□	□
A 366-550-884	Nylon Liner	3m	.035"-.040" / 0.9mm-1.0mm		■	■	■	■
A 366-550-885	Nylon Liner	4.5m	.035"-.040" / 0.9mm-1.0mm		■	■	■	■
A 366-550-886	Nylon Liner	3m	.045" / 1.2mm		□	□	□	□
A 366-550-887	Nylon Liner	4.5m	.045" / 1.2mm		□	□	□	□
A 366-550-891	Nylon Liner	4.5m	1/16" / 1.6mm		□	□	□	□

■ Solid Box = Recommended Liner

□ Clear Box = Compatible Liner

*Torch models are not illustrated but are available to order as a **custom build**, please contact the sales office for more information.



Colour Code

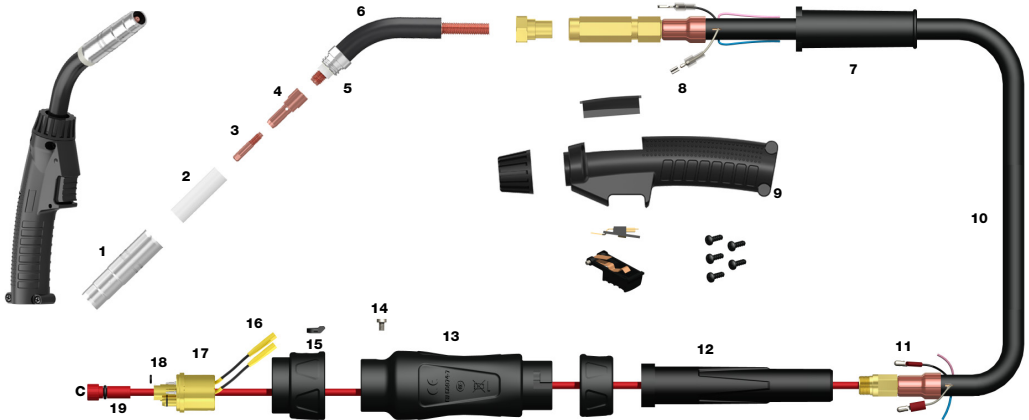
0.6-0.9mm Wire ■ Blue 1.2-1.6mm Wire ■ Yellow
1.0-1.2mm Wire ■ Red 2.0-2.4mm Wire ■ Green

All Liners supplied with Euro and Power Pin Nipple.

PSF250

Air Cooled MIG Welding Torch

Rating: 250A CO2 225A mixed gas @ 60% duty cycle, EN60974-7 .023 - .040 /0.6mm to 1.0mm wires



Model

Stock Code	3M	4.5M	Description
ES205-30E		ES205-45E	Welding Torch c/w Euro Fitting

Contact Tips

Stock Code	Description	Argon Gas	Co ₂ GAS	Roll Marked
3 153-500-001	Contact Tip M6 x 30mm		0.6mm	0.8
153-500-002	Contact Tip M6 x 30mm	0.6mm	0.8mm	1.0
153-500-003	Contact Tip M6 x 30mm	0.8mm	0.9mm	1.1
153-500-004	Contact Tip M6 x 30mm	0.9mm	1.0mm	1.2
468-500-001	Contact Tip M6 x 27mm CuCrZr		0.6mm	0.8
468-500-003	Contact Tip M6 x 27mm CuCrZr	0.6mm	0.8mm	1.0
468-500-004	Contact Tip M6 x 27mm CuCrZr	0.8mm	0.9mm	1.1
468-500-005	Contact Tip M6 x 27mm CuCrZr	0.9mm	1.0mm	1.2

Liners

Stock Code	Description	Wire Size
C 366-549-882	Steel Liner	.023"-.030"/0.6mm-0.8mm x 3mt
366-549-883	Steel Liner	.023"-.030"/0.6mm-0.8mm x 4.5mt
366-549-884	Steel Liner	.035"-.040"/0.9mm-1.0mm x 3mt
366-549-885	Steel Liner	.035"-.040"/0.9mm-1.0mm x 4.5mt
366-549-886*	Steel Liner	.045"/1.2mm x 3mt
366-549-887*	Steel Liner	.045"/1.2mm x 4.5mt
366-550-884	Nylon Liner	.035"-.040"/0.9mm-1.0mm x 3mt
366-550-885	Nylon Liner	.035"-.040"/0.9mm-1.0mm x 4.5mt
366-550-886	Nylon Liner	.045"/1.2mm x 3mt
366-550-887	Nylon Liner	.045"/1.2mm x 4.5mt

Components

* Denotes Standard Build

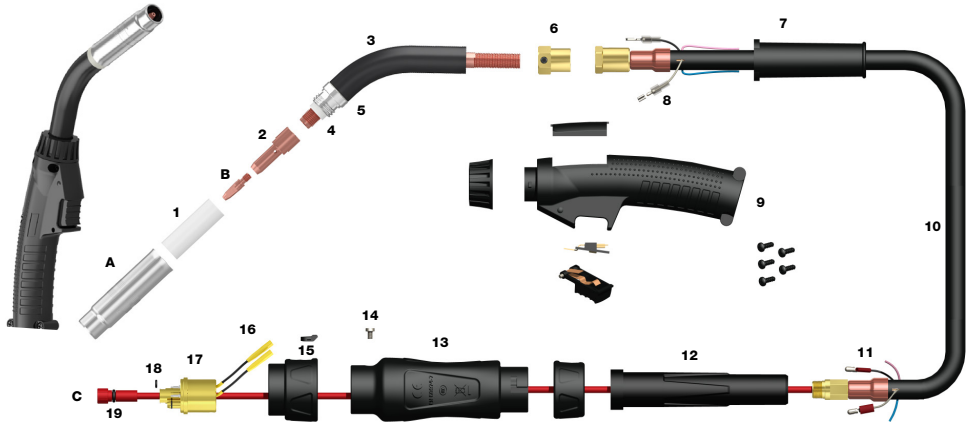
Stock Code	Description
1 366-854-881	Nozzle c/w Insulator - .55 /14mm Bore
NI 366-946-881	Nozzle c/w Insulator - .47 /12mm Bore
2 366-396-002	Nozzle Insulator
4 366-314-001	Tip Adaptor
5 366-397-001	Neck Insulation
6 366-315-880	Swan Neck c/w Nozzle & Gas Diffuser
7 466-859-001	Cable Support
8 ES1521	Cable Terminal - Female
9 ES1014	Handle Kit c/w Support
10 ES205-30	Cable Assembly x 3m
ES205-45	Cable Assembly x 4.5m
11 ES1522	Cable Terminal - Male
12 ES3641	Cable Support
13 ES1518	Gun Plug Housing c/w Nut
14 ES1526	Gun Plug Screw
15 ES1519	Gun Plug Nut c/w Inset
16 Spring Pin 2	Spring Pin Assembly
17 457-911-880	Gun Plug Body
18 ES1524	Gun Plug Body 'O' Ring
19 ES9001	Liner Nipple 'O' Ring

NI - Not Illustrated

PSF305/315

Air Cooled MIG Welding Torch

Rating: 315A CO2 285A mixed gas @ 60% duty cycle, EN60974-7 .023 -.045 /0.6mm to 1.2mm wires



Model

Stock Code 3M	4.5M	Description
ES315-30E	ES315-45E	Welding Torch c/w Euro Fitting

Nozzles

Stock Code	Description
A 366-854-882*	Standard Nozzle 5/8 /16mm c/w Insulator
366-946-882	Conical Nozzle 1/2 /13mm c/w Insulator

Contact Tips

Stock Code	Description	Argon Gas	Co ₂ Gas	Roll Marked
B 468-500-001	Contact Tip M6 x 27mm CuCrZr		0.6mm	0.8
468-500-003	Contact Tip M6 x 27mm CuCrZr	0.6mm	0.8mm	1.0
468-500-004	Contact Tip M6 x 27mm CuCrZr	0.8mm	0.9mm	1.1
468-500-005	Contact Tip M6 x 27mm CuCrZr	0.9mm	1.0mm	1.2
468-500-006	Contact Tip M6 x 27mm CuCrZr	1.0mm	1.2mm	1.5
468-500-008	Contact Tip M6 x 27mm CuCrZr	1.2mm	1.7mm	1.7

Liners

Stock Code	Description	Wire Size
C 366-549-882	Steel Liner	.023"-.030"/0.6mm-0.8mm x 3mt
366-549-883	Steel Liner	.023"-.030"/0.6mm-0.8mm x 4.5mt
366-549-884	Steel Liner	.035"-.040"/0.9mm-1.0mm x 3mt
366-549-885	Steel Liner	.035"-.040"/0.9mm-1.0mm x 4.5mt
366-549-886*	Steel Liner	.045"/1.2mm x 3mt
366-549-887*	Steel Liner	.045"/1.2mm x 4.5mt
366-550-884	Nylon Liner	.035"-.040"/0.9mm-1.0mm x 3mt
366-550-885	Nylon Liner	.035"-.040"/0.9mm-1.0mm x 4.5mt
366-550-886	Nylon Liner	.045"/1.2mm x 3mt
366-550-887	Nylon Liner	.045"/1.2mm x 4.5mt

Components

* Denotes Standard Build

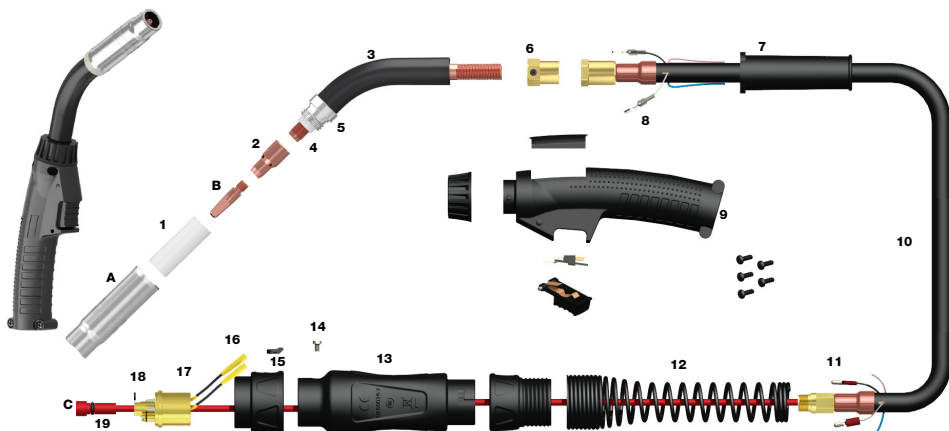
Stock Code	Description
1 366-396-003*	Nozzle Insulator
2 366-394-001	Tip Adaptor - M6 Tips
3 366-388-880	Swan Neck
4 366-397-002	Neck Insulator
5 192-086-001	Neck Sleeve
6 366-399-880	Neck Locking Collar
7 466-859-001	Cable Support
8 ES1521	Cable Terminal - Female
9 ES1014	Handle Kit c/w Support
10 ES205-30	Cable Assembly x 3m
ES205-45	Cable Assembly x 4.5m
11 ES1522	Cable Terminal - Male
12 ES3641	Cable Support
13 ES1518	Gun Plug Housing c/w Nut
14 ES1526	Gun Plug Screw
15 ES1519	Gun Plug Nut c/w Inset
16 Spring Pin 2	Spring Pin Assembly
17 457-911-880	Gun Plug Body
18 ES1524	Gun Plug Body 'O' Ring
19 ES9001	Liner Nipple 'O' Ring

NI - Not Illustrated

PSF400/405

Air Cooled MIG Welding Torch

Rating: 400A CO₂, 350A mixed gas @ 60% duty cycle, EN60974-7, .030 -1/16 /0.8mm to 1.6mm wires



Model

Stock Code 3M	4.5M	Description
ES400-30E	ES400-45E	Welding Torch c/w Euro Fitting

Nozzles

Stock Code	Description
A 366-854-883*	Standard Nozzle 5/8"/16mm
366-946-883	Conical Nozzle 1/2"/13mm

Contact Tips

Stock Code	Description	Argon Gas	Co ₂ Gas	Roll Marked
B 468-500-003	Contact Tip M8 x 37mm CuCrZr	0.6mm	0.8mm	1.0
468-500-004	Contact Tip M8 x 37mm CuCrZr	0.8mm	0.9mm	1.1
468-500-005	Contact Tip M8 x 37mm CuCrZr	0.9mm	1.0mm	1.2
468-500-006	Contact Tip M8 x 37mm CuCrZr	1.0mm	1.2mm	1.5
468-500-008	Contact Tip M8 x 37mm CuCrZr	1.2mm	1.7mm	1.7
468-500-009	Contact Tip M8 x 37mm CuCrZr	1.4mm	1.6mm	1.9

Liners

Stock Code	Description	Wire Size
C 366-549-882	Steel Liner	.023"-.030"/0.6mm-0.8mm x 3mt
366-549-883	Steel Liner	.023"-.030"/0.6mm-0.8mm x 4.5mt
366-549-884	Steel Liner	.035"-.040"/0.9mm-1.0mm x 3mt
366-549-885	Steel Liner	.035"-.040"/0.9mm-1.0mm x 4.5mt
366-549-886*	Steel Liner	.045"/1.2mm x 3mt
366-549-887*	Steel Liner	.045"/1.2mm x 4.5mt
366-550-884	Nylon Liner	.035"-.040"/0.9mm-1.0mm x 3mt
366-550-885	Nylon Liner	.035"-.040"/0.9mm-1.0mm x 4.5mt
366-550-886	Nylon Liner	.045"/1.2mm x 3mt
366-550-887	Nylon Liner	.045"/1.2mm x 4.5mt


Components

* Denotes Standard Build

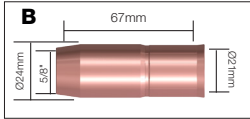
Stock Code	Description
1 366-396-004	Nozzle Insulator
2 366-394-002*	Tip Adaptor - M8 Tips
3 366-389-880	Swan Neck
4 366-397-002	Neck Insulator
5 192-086-002	Neck Sleeve
6 366-399-880	Neck Locking Collar
7 192-036-002	Cable Support
8 ES1521	Cable Terminal - Female
9 ES1014	Handle Kit c/w Support
10 ES205-30	Cable Assembly x 3m
ES205-45	Cable Assembly x 4.5m
11 ES1522	Cable Terminal - Male
12 ES8026	Cable Support
13 ES1518	Gun Plug Housing c/w Nut
14 ES1526	Gun Plug Screw
15 ES1519	Gun Plug Nut c/w Inset
16 Spring Pin 2	Spring Pin Assembly
17 457-911-880	Gun Plug Body
18 ES1524	Gun Plug Body 'O' Ring
19 ES9001	Liner Nipple 'O' Ring

NI – Not Illustrated

MLA Nozzles




Stock Code	Description	Bore	Model
A M169-715	Flush Nozzle	1/2"	M-10, M-15, M100, M-150

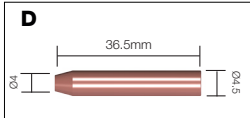


Stock Code	Description	Bore	Model
B M169-725	Nozzle 1/8" Recess Tip	5/8"	M-25, M-40

MLA Contact Tips

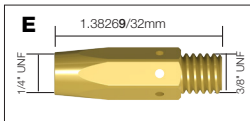


Stock Code	Description	Wire Size	Bore Size	Material	Model
C M087-299	Contact Tip	0.6mm/.023"	0.8mm/.030"	ECu	M-Series
M000-067	Contact Tip	0.8mm/.030"	1.0mm/.040"	ECu	M-Series
M000-068	Contact Tip	0.9mm/.035"	1.1mm/.043"	ECu	M-Series
M000-069	Contact Tip	1.2mm/.045"	1.4mm/.055"	ECu	M-Series



Stock Code	Description	Wire Size	Bore Size	Material	Model
D M135-428	Contact Tip, Al Wire	0.8mm/.030"	1.1mm/.043"	ECu	XR®, Spoolmatic® 30A Series
M135-430	Contact Tip, Al Wire	1.0mm/.040"	1.2mm/.045"	ECu	XR®, Spoolmatic® 30A Series
M135-424	Contact Tip, Al Wire	1.4mm/.055"	1.5mm/.060"	ECu	XR®, Spoolmatic® 30A Series
M135-425	Contact Tip, Al Wire	1.6mm/.116"	2.0mm/5/64"	ECu	XR®, Spoolmatic® 30A Series

MLA Tip Adaptors

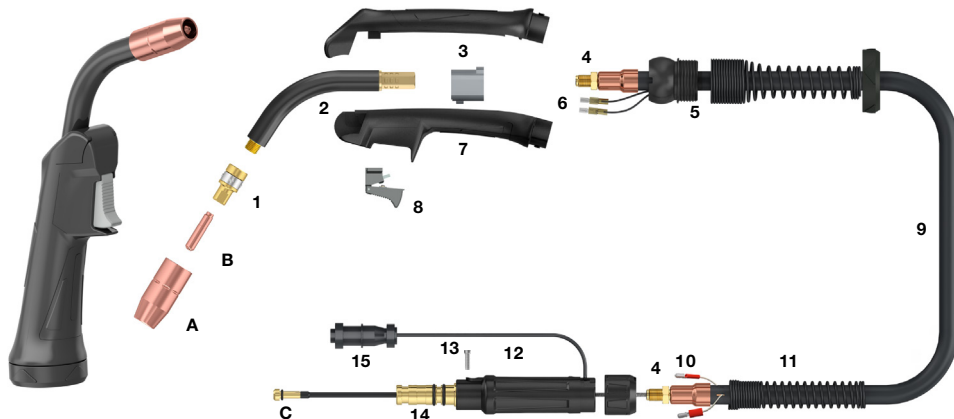


Stock Code	Description	Tip Thread	Neck Thread	Model
E M169-728	Tip Adaptor	1/4" UNF	5/8" UNF	M-25, M-40

M150

Air Cooled MIG Torch

150A CO₂ @100%, 150A Mixed Gas @ 60% Duty Cycle, EN60974-7 .023"-.045"/0.6mm to 1.2mm Wires



Models

Stock Code	Description
M150-30NX	Torch Package x 3m c/w NX Fitting
M150-40NX	Torch Package x 4m c/w NX Fitting
M150-50NX	Torch Package x 5m c/w NX Fitting

Nozzles

Stock Code	Description
A M169-715	Conical Nozzle 1/2"/13mm Bore

Contact Tips

Stock Code	Description
B M087-299	Contact Tip .023"/0.6mm Ecu
M000-067*	Contact Tip .030"/0.8mm Ecu
M000-068	Contact Tip .035"/0.9mm Ecu
M000-069	Contact Tip .045"/1.2mm Ecu

Liners

Stock Code	Description
C M194-010	Steel Liner 0.023"-0.025"/0.6mm x15ft
M194-011*	Steel Liner 0.030"-0.035"/0.9mm x15ft
M194-012	Steel Liner 0.035"-0.040"/1.2mm x15ft

Components

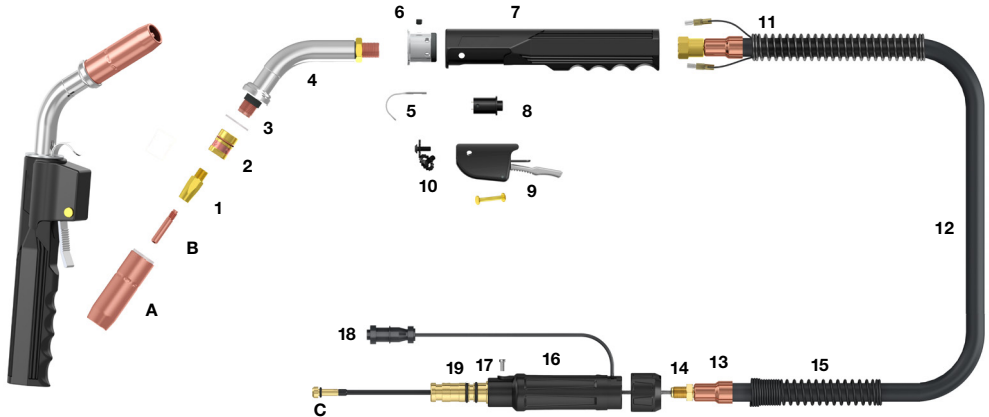
* Denotes Standard Build

Stock Code	Description
1 M169-716	Tip Adaptor 1/4-28
2 M1501	Swan Neck
3 B1515/PG	Handle Location Body
4 B1505	Lock Nut
5 B8015	Cable Support c/w Knuckle Joint
6 B1521	Cable Terminal
7 ECO7594	ECO-Grip Handle Kit
8 B2516	Ergo Trigger
9 M1503-30	Cable Assembly x 3m
M1503-40	Cable Assembly x 4m
M1503-50	Cable Assembly x 5m
10 B1522	Cable Terminal-Male
11 M2841	Cable Support
12 M1519	Gun Plug Housing c/w Nut
13 B1526	Gun Plug Screw
14 MT1528DR	Power Pin Assembly
15 ML2020	Switch Lead Assembly c/w Miller 2 Pin Plug

M250

Air Cooled MIG Torch

250A CO₂ @100%, 250A Mixed Gas @ 60% Duty Cycle, EN60974-7 .023"-.045"/0.6mm to 1.2mm Wires



Models

Stock Code	Description
M250-30NX	Torch Package x 3m c/w NX Fitting
M250-40NX	Torch Package x 4m c/w NX Fitting
M250-50NX	Torch Package x 5m c/w NX Fitting

Nozzles

Stock Code	Description
A M169-725	Conical Nozzle 5/8"/16mm Bore
M169-726*	Conical Nozzle 1/2"/13mm Bore

Contact Tips

Stock Code	Description
B M087-299	Contact Tip .023"/0.6mm Ecu
M000-067*	Contact Tip .030"/0.8mm Ecu
M000-068	Contact Tip .035"/0.9mm Ecu
M000-069	Contact Tip .045"/1.2mm Ecu

Liners

Stock Code	Description
C M194-010	Steel Liner 0.023"-0.025"/0.6mm x15ft
M194-011*	Steel Liner 0.030"-0.035"/0.9mm x15ft
M194-012	Steel Liner 0.035"-0.040"/1.2mm x15ft

Components

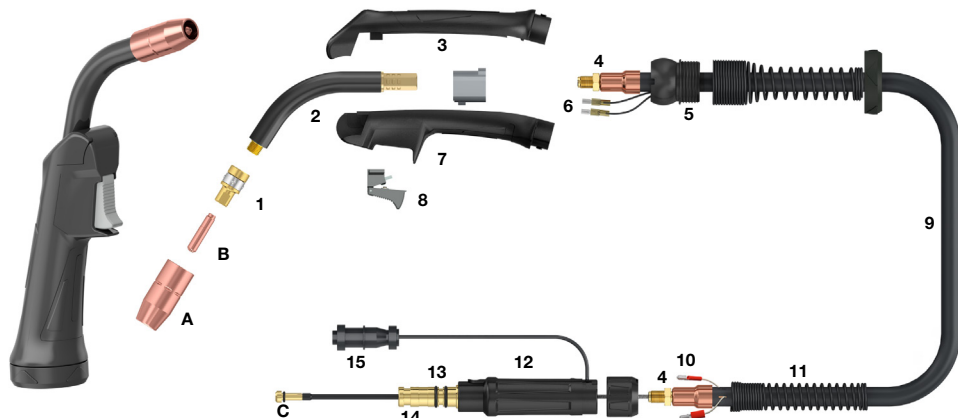
* Denotes Standard Build

Stock Code	Description
1 M169-728	Gas Diffuser Standard Tip
2 M169-129	Standard Retaining Head
3 402-5	Shock Washer
4 M2501	Swan Neck
5 407	Torch Body Assembly
6 407-2	Grub Screw
7 310	Large Handle c/w Cable Support and Nut
8 411-1	Switch
9 411-2	Switch Housing c/w Trigger
10 411-3	Screws c/w Washer
11 413-2	Cable Support
12 M2503-30	Cable Assembly x 3m
M2503-40	Cable Assembly x 4m
M2503-50	Cable Assembly x 5m
13 B1522	Cable Terminal-Male
14 B1505	Lock Nut
15 M2841	Cable Support
16 M1519	Gun Plug Housing c/w Nut
17 M1526	Gun Plug Screw
18 ML2020	Switch Lead Assembly c/w Miller 2 Pin Plug
19 MT1528DR	Power Pin Assembly

M100

Air Cooled MIG Torch

100A CO₂ @100%, 100A Mixed Gas @ 60% Duty Cycle, EN60974-7 .023"- .045"/0.6 mm to 1.2mm Wires



Models

Stock Code	Description
M100-30NX	Torch Package x 3m c/w NX Fitting

Nozzles

Stock Code	Description
A M169-715	Conical Nozzle 1/2"/13mm Bore

Contact Tips

Stock Code	Description
B M087-299	Contact Tip .023"/0.6mm Ecu
M000-067*	Contact Tip .030"/0.8mm Ecu
M000-068	Contact Tip .035"/0.9mm Ecu
M000-069	Contact Tip .045"/1.2mm Ecu

Liners

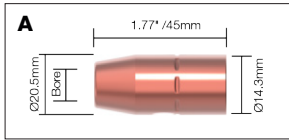
Stock Code	Description
C M194-010	Steel Liner 0.023"-0.025"/0.6mm x15ft
M194-011*	Steel Liner 0.030"-0.035"/0.9mm x15ft
M194-012	Steel Liner 0.035"-0.040"/1.2mm x15ft

Components

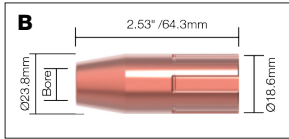
* Denotes Standard Build

Stock Code	Description
1 M169-716	Tip Adaptor 1/4-28
2 M1501	Swan Neck
3 B1515/PG	Handle location body
4 B1505	Lock Nut
5 B8015	Neck Insulation
6 B1521	Cable Terminal
7 ECO7594	ECO-Grip Handle Kit
8 ES1521	Ergo Trigger
9 M1003-10	Handle Kit c/w Support
10 B1522	Cable Terminal-Male
11 M2841	Cable Support
12 M1519	Gun Plug Housing c/w Nut
13 B1526	Gun Plug Screw
14 MT1528DR	Power Pin Assembly
15 ML2020	Switch Lead Assembly c/w Miller 2 Pin Plug

Miller Nozzles

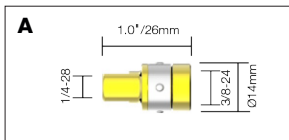


Stock Code	Description	Bore	Model
A M169-715	Copper Nozzle	1/2\"/>	

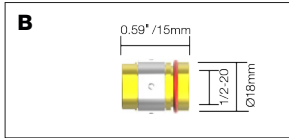


Stock Code	Description	Bore	Model
B M169-725	Copper Nozzle	5/8\"/>	
M169-726	Copper Nozzle	1/2\"/>	

Miller Retaining Heads

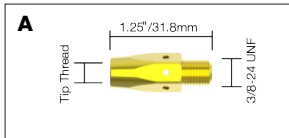


Stock Code	Description	Model
A M169-716	Retaining Heads	M100/M150



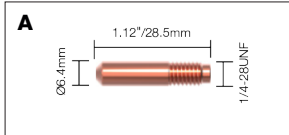
Stock Code	Description	Model
B M169-729	Retaining Heads	M250

Miller Diffuser



Stock Code	Description	Tip Thread	Model
A UBM169-728	Gas Diffuser	1/4\"/>	

Miller Contact Tips



Stock Code	Description	Material	Wire Size	Model							
A M087-229	Contact Tip	ECu	0.023\"/>								
M000-067	Contact Tip	ECu	0.030\"/> <tr> <td>M000-068</td> <td>Contact Tip</td> <td>ECu</td> <td>0.035\"/> <tr> <td>M000-069</td> <td>Contact Tip</td> <td>ECu</td> <td>0.045\"/> </td></tr></td></tr>	M000-068	Contact Tip	ECu	0.035\"/> <tr> <td>M000-069</td> <td>Contact Tip</td> <td>ECu</td> <td>0.045\"/> </td></tr>	M000-069	Contact Tip	ECu	0.045\"/>
M000-068	Contact Tip	ECu	0.035\"/> <tr> <td>M000-069</td> <td>Contact Tip</td> <td>ECu</td> <td>0.045\"/> </td></tr>	M000-069	Contact Tip	ECu	0.045\"/>				
M000-069	Contact Tip	ECu	0.045\"/>								

Miller Liner Selector Chart

Stock Code	Description	Length	Wire Size	Model	M100	M150	M250
A M194-010	Steel Liner	15ft	0.023\"/>				
M194-011	Steel Liner	15ft	0.030\"/> <tr> <td>M194-012</td> <td>Steel Liner</td> <td>15ft</td> <td>0.023\"/> </td></tr>	M194-012	Steel Liner	15ft	0.023\"/>
M194-012	Steel Liner	15ft	0.023\"/>				



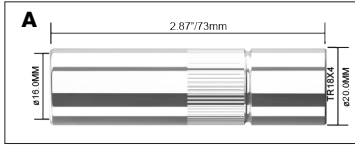
Colour Code			
0.6-0.9mm Wire	Blue	1.2-1.6mm Wire	Yellow
1.0-1.2mm Wire	Red	2.0-2.4mm Wire	Green

MILLER® trademarks is the property of their respective owner, and usage is for reference only. These products are not endorsed by the original manufacturer.

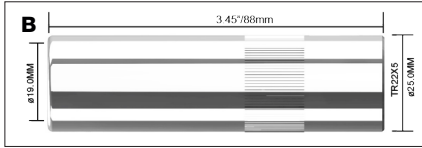
Sales: +86 510 8378 1253 E-Mail: sales@parweld.com.cn www.parweld.com.cn

OTC COMPATIBLE TORCH PACKAGES

OTC Nozzles

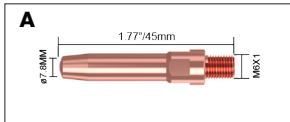


Stock Code	Description	Bore	Model
A U4167G01	Nozzle	16mm/5/8"	OTC350A



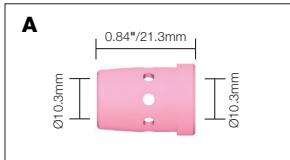
Stock Code	Description	Bore	Model
B U10090G02	Nozzle	19mm/3/4"	OTC500A

OTC Contact Tips

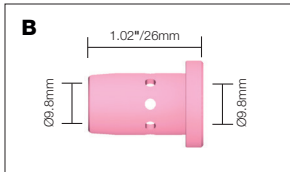


Stock Code	Description	Wire Size	Material	Model
A K980C23	Contact Tip	0.8mm/0.030"	CuCrZr	OTC350A
K980C25	Contact Tip	1.0mm/0.040"	CuCrZr	OTC350A
K980C26	Contact Tip	1.2mm/0.045"	CuCrZr	OTC350A/500A
K980C27	Contact Tip	1.4mm/0.055"	CuCrZr	OTC350A/500A
K980C28	Contact Tip	1.6mm/0.063"	CuCrZr	OTC500A

OTC Diffusers

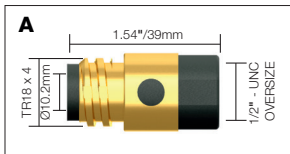


Stock Code	Description	Model
A U6098G01	Gas Diffuser	OTC350A

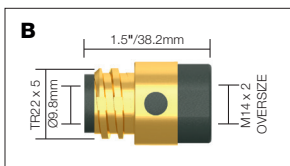


Stock Code	Description	Model
B U10076G04	Gas Diffuser	OTC500A

OTC Insulators




Stock Code	Description	Model
A U10087L00	Insulator	OTC350A

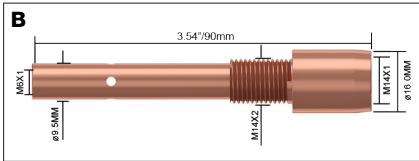


Stock Code	Description	Model
B U10090L00	Insulator	OTC500A

OTC Contact Tip Adaptors



Stock Code	Description	Tip Thread	Model
A U4167G03	Contact Tip Adaptor	M6	OTC350A



Stock Code	Description	Tip Thread	Model
A U10090G05	Contact Tip Adaptor	M6	OTC350A

OTC Liner Selector Chart

OEM Reference	Length	Wire Size	Application	Colour	Nipple	350A	500A
A U4170H02	x 3.0mt	0.8-1.2mm	Steel Wires	Black	A	■ ■	■ ■
U4535G01	x 4.5mt	0.8-1.2mm	Steel Wires	Black	A	■ ■	■ ■
U4172H01	x 6.0mt	0.8-1.2mm	Steel Wires	Black	A	■ ■	■ ■
U4173G04	x 3.0mt	1.2-1.6mm	Steel Wires	Black	A	■	■
U4537G01	x 4.5mt	1.2-1.6mm	Steel Wires	Black	A	■	■
U4175G04	x 6.0mt	1.2-1.6mm	Steel Wires	Black	A	■	■

■ Solid Box = Recommended Liner

Colour Code

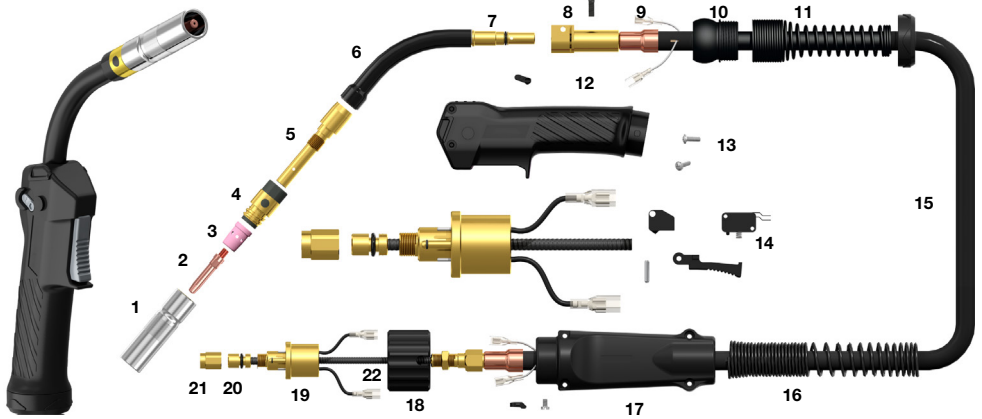
0.6-0.9mm Wire ■ Blue 1.2-1.6mm Wire ■ Yellow
 1.0-1.2mm Wire ■ Red 2.0-2.4mm Wire ■ Green



OTC350

Air Cooled MIG Torch

350A CO₂, 300A Mixed Gas @ 60% Duty Cycle, EN60974-7 .040"-.1/16"/0.8 mm to 1.4mm Wires



Model

Stock Code	Description
OTC350-30E	Torch Package x 3m c/w Euro Fitting
OTC350-45E	Torch Package x 4.5m c/w Euro Fitting
OTC350-60E	Torch Package x 6m c/w Euro Fitting

Components

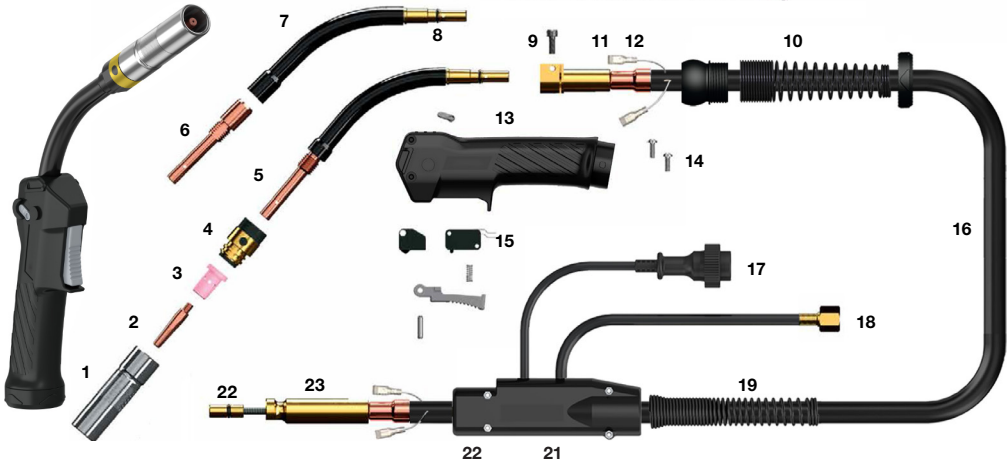
* Denotes Standard Build

Stock Code	Description
1 U4167G01	Nozzle
2 K980C23	Contact Tip .030"/0.8mm
K980C25	Contact Tip .040"/1.0mm
K980C26*	Contact Tip .045"/1.2mm
K980C27	Contact Tip 0.055"/1.4mm
3 U6098G01	Gas Diffuser
4 U10087L00	Insulator
5 U4167G03	Tip Adaptor (Screw On)
6 U10105B00B	Torch Body Assembly
7 3574-001	'O' Ring
8 XVE5A15	Torch Body Locking Screw
9 PA1521	Switch Wire Terminal-Female
10 PA1521-C	Switch Wire Terminal Cover
11 PA8015	Cable Support c/w Knuckle Joint
12 U10087P00	Handle Kit
13 PA1513	Handle Fixing Screw Kit
14 AH70690F	Microswitch c/w Insulation Boot
15 U10087D00	Cable Assembly x 3mt
U10088D00	Cable Assembly x 4.5mt
U10089D00	Cable Assembly x 6mt
16 ECO8016	Spring Cable Support
17 U10087K00	Hosing Assembly
18 U4167G06	Liner Nut
19 U4167E00	Adaptor (with Screw M4XS)
20 P7-NBR70N	'O'-Ring
21 U4167F03	Adaptor Nut
22 U4170H02	Liner 3.0m (0.8-1.2mm)
U4535G01	Liner 4.5m (0.8-1.2mm)
U4172H01	Liner 6.0m (0.8-1.2mm)
U4173G04	Liner 3.0m (1.2-1.6mm)
U4537G01	Liner 4.5m (1.2-1.6mm)
U4175G04	Liner 6.0m (1.2-1.6mm)

OTC500

Air Cooled MIG Torch

500A CO₂, 450A Mixed Gas @ 60% Duty Cycle, EN60974-7 .040"-1/16"/1.0mm to 1.6mm Wire



Model

Stock Code	Description
OTC500-30E	Torch Package x 3m c/w Euro Fitting
OTC500-45E	Torch Package x 4.5m c/w Euro Fitting
OTC500-60E	Torch Package x 6m c/w Euro Fitting


Components

* Denotes Standard Build

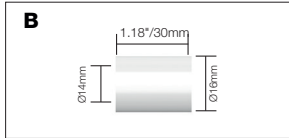
Stock Code	Description
1 U10090G02	Nozzle
2 K980C26*	Contact Tip 0.045"/1.2mm
K980C27	Contact Tip 0.055"/1.4mm
K980C28	Contact Tip 0.063"/1.6mm
3 U10076G04	Gas Diffuser
4 U10090L00	Insulator
5 U10090G05	Tip Adaptor (Screw On)
6 U10108B00B	Torch Body Assembly
7 3574-001	'O' Ring
8 XVE5A15	Torch Body Locking Screw
9 PA1521	Switch Wire Terminal-Female
10 PA1521-C	Switch Wire Terminal Cover
11 PA8015	Cable Support c/w Knuckle Joint
12 TSMH0022	Handle Kit
13 PA1513	Handle Fixing Screw Kit
14 AH70690F	Microswitch c/w Insulatio Boot
15 U10087D00	Cable Assembly x 3mt
U10088D00	Cable Assembly x 4.5mt
U10089D00	Cable Assembly x 6mt
16 ECO8016	Spring Cable Support
17 U10087K00	Hosing Assembly
18 U4167G06	Liner Nut
19 U4167E00	Adaptor (with Screw M4XS)
20 P7-NBR70N	'O'-Ring
21 U4167F03	Adaptor Nut
22 U4170H02	Liner 3.0m (0.8-1.2mm)
U4535G01	Liner 4.5m (0.8-1.2mm)
U4172H01	Liner 6.0m (0.8-1.2mm)
U4173G04	Liner 3.0m (1.2-1.6mm)
U4537G01	Liner 4.5m (1.2-1.6mm)
U4175G04	Liner 6.0m (1.2-1.6mm)

KMP COMPATIBLE TORCH PACKAGES

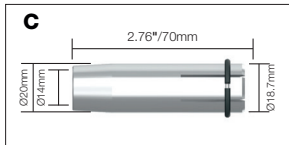
KMP Nozzles




Stock Code	Description	Bore	Model
A 9580101	Conical Nozzle	14mm/.55"	MT 18, 25, KMG 20, 25



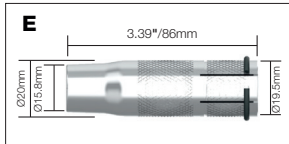
Stock Code	Description	Bore
B 9591010	Nozzle Insulator	N/A



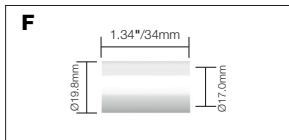
Stock Code	Description	Bore	Length	Model
C 4294970	Conical Nozzle (M6)	14mm/.55"	70mm	PMT 27, 32, 30W
4295760	Conical Nozzle (M8)	14mm/.55"	76mm	PMT 27, 32, 30W



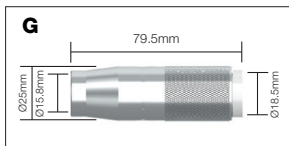
Stock Code	Description	Bore	Model
D 4273510	Conical Nozzle	12.5mm/.49"	PMT 30, 40, 50



Stock Code	Description	Bore	Model
E 4255530	Cylindrical Nozzle	16mm/5/8"	MT 38, KMG 40, PMT 30-50



Stock Code	Description	Bore
F 4248710	Nozzle Insulator	N/A

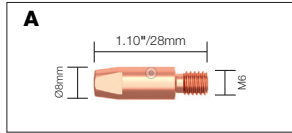


Stock Code	Description	Bore	Model
G 4259120	Cylindrical Nozzle	16mm/5/8"	MT 32, KMG 32

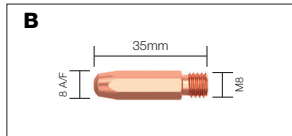
Roll Marking

All Parweld consumables are roll marked to enable you to identify genuine Parweld product.

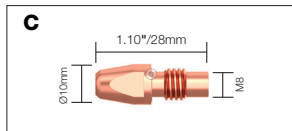
KMP Contact Tips



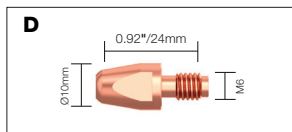
Stock Code	Description	Wire Size	Material	Model
A 9876634	Contact Tip	0.6mm/.023"	ECu	MT 18-38, KMG 20-40, PMT 25-32, 30W
9876635	Contact Tip	0.8mm/.030"	ECu	MT 18-38, KMG 20-40, PMT 25-32, 30W
9876633	Contact Tip	0.9mm/.035"	ECu	MT 18-38, KMG 20-40, PMT 25-32, 30W
9876636	Contact Tip	1.0mm/.040"	ECu	MT 18-38, KMG 20-40, PMT 25-32, 30W
9876637	Contact Tip	1.2mm/.045"	ECu	MT 18-38, KMG 20-40, PMT 25-32, 30W
9876639	Contact Tip	1.6mm/1/16"	ECu	MT 18-38, KMG 20-40, PMT 25-32, 30W



Stock Code	Description	Wire Size	Material	Model
B 9580122	Contact Tip	0.8mm/.030"	ECu	MT 18-38, KMG 20-40, PMT 25-32, 30W
9580121	Contact Tip	0.9mm/.035"	ECu	MT 18-38, KMG 20-40, PMT 25-32, 30W
9580123	Contact Tip	1.0mm/.040"	ECu	MT 18-38, KMG 20-40, PMT 25-32, 30W
9580124	Contact Tip	1.2mm/.045"	ECu	MT 18-38, KMG 20-40, PMT 25-32, 30W
9580124A	Contact Tip Al Wire	1.2mm/.045"	ECu	MT 18-38, KMG 20-40, PMT 25-32, 30W
9580125	Contact Tip	1.4mm/.055"	ECu	MT 18-38, KMG 20-40, PMT 25-32, 30W
9580126	Contact Tip	1.6mm/1/16"	ECu	MT 18-38, KMG 20-40, PMT 25-32, 30W

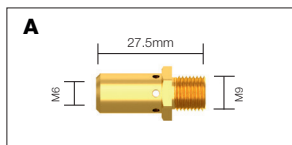


Stock Code	Description	Wire Size	Material	Model
C 4266880	Short Contact Tip	0.8mm/.030"	ECu	PMT 30-50, 41W, 51W
4266890	Short Contact Tip	1.0mm/.040"	ECu	PMT 30-50, 41W, 51W
4266900	Short Contact Tip	1.2mm/.045"	ECu	PMT 30-50, 41W, 51W
4266910	Short Contact Tip	1.4mm/.055"	ECu	PMT 30-50, 41W, 51W
4266920	Short Contact Tip	1.6mm/1/16"	ECu	PMT 30-50, 41W, 51W
4266930	Short Contact Tip	2.0mm/5/64"	ECu	PMT 41W, 51W
4266940	Short Contact Tip	2.4mm/3/32"	ECu	PMT 41W, 51W

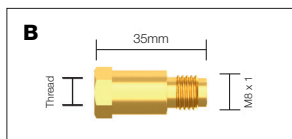


Stock Code	Description	Wire Size	Material	Model
D 4266830	Short Contact Tip	0.8mm/.030"	ECu	PMT 41W
4266840	Short Contact Tip	1.0mm/.040"	ECu	PMT 41W
4266850	Short Contact Tip	1.2mm/.045"	ECu	PMT 41W
4266860	Short Contact Tip	1.4mm/.055"	ECu	PMT 41W
4266870	Short Contact Tip	1.6mm/1/16"	ECu	PMT 41W


KMP Tip Adaptors




Stock Code	Description	Tip Thread	Neck Thread	Model
A 9580173	Tip Adaptor M8	M6	M9	MT 18, 25, KMG 20, 25



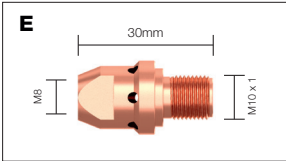
Stock Code	Description	Tip Thread	Neck Thread	Model
B 4295740	Tip Adaptor M8	M8	M8x1	PMT 27, 32, 30W
4294890	Tip Adaptor M6	M6		PMT 27, 32, 30W



Stock Code	Description	Tip Thread	Neck Thread	Model
C 426964001	Tip Adaptor M8	M8	M11x1	PMT 30-50

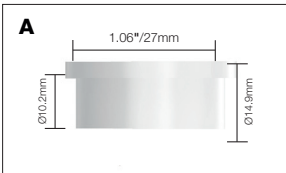


Stock Code	Description	Tip Thread	Neck Thread	Model
D 4255420	Tip Adaptor M8	M8	M10x1	MT 38, KMG 40



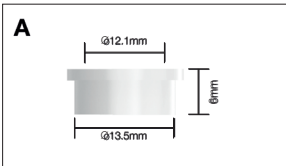
Stock Code	Description	Tip Thread	Neck Thread	Model
E 4255421	Tip Adaptor M8	M8	M10x1	MT 38, KMG 40

KMP Gas Diffusers

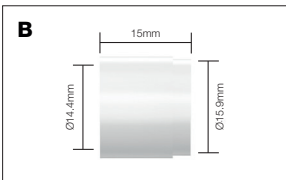


Stock Code	Description	Model
A 4294880	Gas Diffuser	PMT 27, 32, 30W

KMP Insulating Rings



Stock Code	Description	Model
A 9591079	Insulating Ring	MT 18 ,25, KMG 20, 25




Stock Code	Description	Model
B 4270290	Insulating Ring	MT 40, PMT 30-50

KMP Liner Selector Chart

Stock Code	Description	Length	Wire Size	Application	Colour	Nipple
4188578	Steel Liner	x 2.5m	0.023"-0.030"/0.6-0.8mm	Steel Wires	White	A
4188579	Steel Liner	x 3.0m	0.023"-0.030"/0.6-0.8mm	Steel Wires	White	A
4188571	Steel Liner	x 3.0m	0.023"-0.030"/0.6-0.8mm	Steel Wires	White	B
4188572	Steel Liner	x 4.5m	0.023"-0.030"/0.6-0.8mm	Steel Wires	White	B
4188577	Steel Liner	x 4.0m	0.023"-0.030"/0.6-0.8mm	Steel Wires	White	B
4188588	Steel Liner	x 2.5m	0.035"-0.045"/0.9-1.2mm	Steel Wires	Red	A
4188589	Steel Liner	x 3.0m	0.035"-0.045"/0.9-1.2mm	Steel Wires	Red	A
4302100	Polyamide-Copper Liner	x 3.0m	0.035"-0.045"/0.9-1.2mm	Soft Wires		C
4188590	Steel Liner	x 4.0m	0.063"/1.6mm	Steel Wires	Yellow	B
4188591	Steel Liner	x 3.0m	0.063"/1.6mm	Steel Wires	Yellow	B
4188592	Steel Liner	x 4.5m	0.063"/1.6mm	Steel Wires	Yellow	B
4300850	Polyamide-Copper Liner	x 4.5m	0.030"-0.063"/0.8-1.6mm	Soft Wires		D
4188581	Steel Liner	x 3.0m	0.035"-0.045"/0.9-1.2mm	Steel Wires	Red	B
4188587	Steel Liner	x 4.0m	0.035"-0.045"/0.9-1.2mm	Steel Wires	Red	B
4188582	Steel Liner	x 4.5m	0.035"-0.045"/0.9-1.2mm	Steel Wires	Red	B
4302710	Polyamide-Copper Liner	x 4.5m	0.045"-0.063"/1.2-1.6mm	Soft Wires		D

Stock Code	Migger	MT										KMG					
		18	25	32	38	40	42	41W	51W	52W	15	17	20	25	32	40	
4188578	■	□	□	□	□	□	□	□	□	□	□	□	□	□	□	□	
4188579	■	□	□	□	□	□	□	□	□	□	□	■	□	□	□	□	
4188571	□	■	■	■	■	□	□	■	■	□	□	□	■	■	■	■	
4188572	□	■	■	■	■	□	□	■	■	□	□	□	■	■	■	■	
4188577	□	■	■	■	■	□	□	■	■	□	□	■	■	■	■	■	
4188588	□	□	□	□	□	□	□	□	□	□	□	■	■	□	□	□	
4188589	□	□	□	□	□	□	□	□	□	□	□	■	■	□	□	□	
4302100	■	□	□	□	□	□	□	□	□	□	□	□	□	□	□	□	
4188590	□	□	■	■	□	□	□	■	■	□	□	□	■	■	□	□	
4188591	□	□	■	■	□	□	□	■	■	□	□	□	■	■	□	□	
4188592	□	□	■	■	□	□	□	■	■	□	□	□	■	■	□	□	
4300850	□	□	□	□	□	□	■	□	□	■	□	□	□	□	□	□	
4188581	□	■	■	■	■	□	□	■	■	□	□	□	■	■	■	■	
4188587	□	■	■	■	■	□	□	■	■	□	□	□	■	■	■	■	
4188582	□	■	■	■	■	□	□	■	■	□	□	□	■	■	■	■	
4302710	□	□	□	□	□	■	□	□	□	■	□	□	□	□	□	□	

Stock Code	PMT										
	25	27	30	32	40	42	50	30W	41W	51W	52W
4188578	□	□	□	□	□	□	□	□	□	□	□
4188579	□	□	□	□	□	□	□	□	□	□	□
4188571	■	■	□	■	□	□	□	■	■	■	□
4188572	■	■	□	■	□	□	□	■	■	■	□
4188577	■	■	□	■	□	□	□	■	■	■	□
4188588	□	□	□	□	□	□	□	□	□	□	□
4188589	□	□	□	□	□	□	□	□	□	□	□
4302100	□	□	□	□	□	□	□	□	□	□	□
4188590	□	□	■	■	□	□	□	■	■	■	□
4188591	□	□	■	■	□	□	□	■	■	■	□
4188592	□	□	■	■	□	□	□	■	■	■	□
4300850	□	□	□	□	□	□	■	□	□	■	□
4188581	■	■	■	■	□	□	□	■	■	■	□
4188587	■	■	■	■	□	□	□	■	■	■	□
4188582	■	■	■	■	□	□	□	■	■	■	□
4302710	□	□	■	□	□	■	□	□	□	■	□



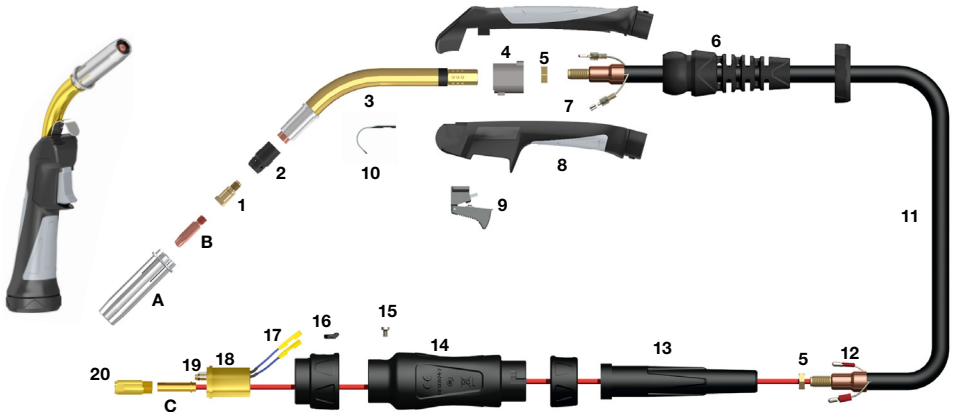
All Liners supplied with Euro and Power Pin Nipple.

Colour Code
 0.6-0.9mm Wire ■ Blue 1.2-1.6mm Wire ■ Yellow
 1.0-1.2mm Wire ■ Red 2.0-2.4mm Wire ■ Green

UBKP MMT32

Air Cooled MIG Torch

350A CO₂, 320A Mixed Gas @ 35% Duty Cycle, EN60974-7 .030"-1/16"/0.8mm to 1.6mm Wires



Models

Stock Code	Description
UBKP3200-30ER	Welding Torch c/w Euro Fitting x 3m
UBKP3200-45ER	Welding Torch c/w Euro Fitting x 4.5m

Nozzles

Stock Code	Description
A UB4295760	Conical Nozzle 1/2"/14mm Bore

Contact Tips

Stock Code	Description
B UB9580122	Contact Tip 0.8mm/.030" ECU
UB9580121	Contact Tip 0.9mm/.035" ECU
UB9580123	Contact Tip 1.0mm/.040" ECU
UB9580124	Contact Tip 1.2mm/.045" ECU
UB9580125	Contact Tip 1.4mm/.055" ECU
UB9580126	Contact Tip 1.6mm/1/16" ECU

Liners

Stock Code	Description
C 4188571	Steel Liner 0.023"-0.030"/0.6-0.8mm x 3.0m
4188572	Steel Liner 0.023"-0.030"/0.6-0.8mm x 4.5m
4188581	Steel Liner 0.035"-0.045"/0.9-1.2mm x 3.0m
4188582	Steel Liner 0.035"-0.045"/0.9-1.2mm x 4.5m
4302100	Polyamide-Copper Liner 0.035"-0.045"/0.9-1.2mm x 3.0m
4302710	Polyamide-Copper Liner 0.045"-0.063"/1.2-1.6mm x 4.5m

Components

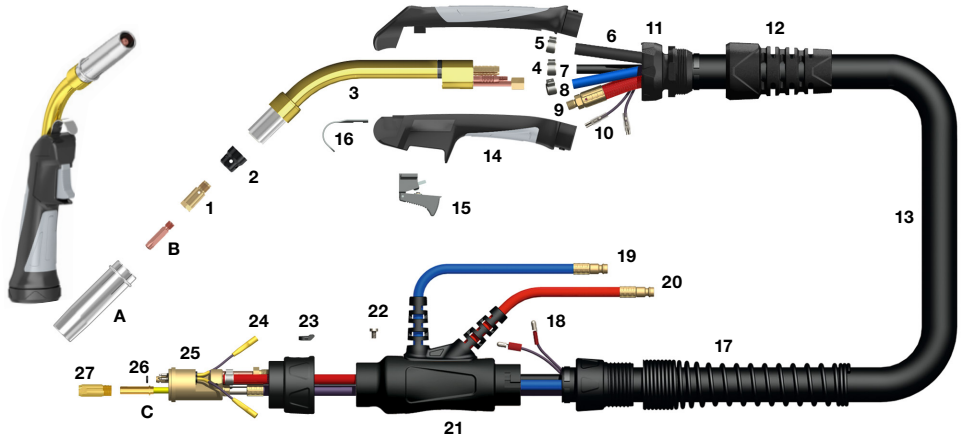
* Denotes Standard Build

Stock Code	Description
1 K320F	Tip Adaptor M8
2 4294880	Diffuser Black
3 K3201	Swan Neck
4 B1515/PG	Handle Location Body
5 XL1542	Lock Nut
6 B8015	Cable Support c/w Knuckle Joint
7 B1521	Cable Terminal
8 UBB7594	Pro-Grip Handle Kit
9 B2516	Ergo Trigger
10 B2517	Hanger Hook
11 K2603-30	Cable Assembly x 3m
K2603-45	Cable Assembly x 4.5m
12 B1522	Cable Terminal-Male
13 B2841	Cable Support
14 B1518	Gun Plug Housing c/w Nut
15 B1526	Gun Plug Screw
16 B1519	Gun Plug Nut c/w Insert
17 Spring Pin 2	Spring Pin Assembly
18 K3228	Gun Plug Body c/w Spring Pins
19 K1524	Gun Plug 'O' Ring
20 K3212	Liner Nut

UBKP MMT42W

Water Cooled MIG Welding Torch

420A CO₂, 400A Mixed Gas @ 100% Duty Cycle, EN60974-7 .030"-1/16"/0.8mm to 1.6mm Wires



Models

Stock Code	Description
UBKP4200W-30ER	Torch c/w Euro Fitting x 3m
UBKP4200W-45ER	Torch c/w Euro Fitting x 4.5m

Nozzles

Stock Code	Description
A UB4307050	Cylindrical Nozzle 5/8"/16mm Bore

Contact Tips

Stock Code	Description
B UB9580123	Contact Tip 1.0mm/.040" ECU
UB9580124	Contact Tip 1.2mm/.045" ECU
UB9580125	Contact Tip 1.4mm/.055" ECU
UB9580126	Contact Tip 1.6mm/1/16" ECU

Liners

Stock Code	Description
C 4188581	Steel Liner 0.035"-0.045"/0.9-1.2mm x 3.0m
4188582	Steel Liner 0.035"-0.045"/0.9-1.2mm x 4.5m
4188591	Steel Liner 0.063"/1.6mm x 3.0m
4188592	Steel Liner 0.063"/1.6mm x 4.5m
4302100	Polyamide-Copper Liner 0.035"-0.045"/0.9-1.2mm x 3.0m
4302710	Polyamide-Copper Liner 0.045"-0.063"/1.2-1.6mm x 4.5m

Components

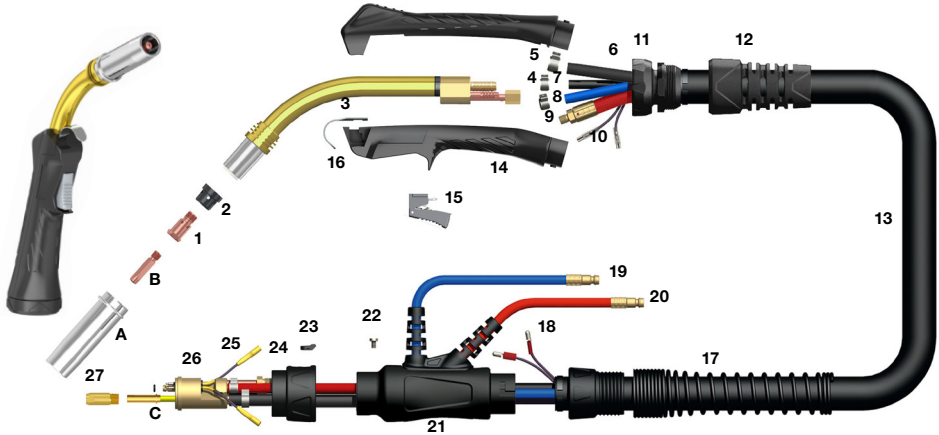
* Denotes Standard Build

Stock Code	Description
1 K420E	Tip Adaptor M8
2 K420F	Diffuser Black
3 K4201	Swan Neck
4 B5024	Water Hose Clamp 9.5mm
5 K4205	Water Hose Clamp 10.5mm
6 K4208-30	Outer Liner Assembly x 3m
K4208-45	Outer Liner Assembly x 4.5m
7 K4213-30	Gas Hose Assembly x 3m
K4213-45	Gas Hose Assembly x 4.5m
8 K4212-30	Water Inlet Hose Assembly x 3m
K4212-45	Water Inlet Hose Assembly x 4.5m
9 K4215-30	Power Cable Assembly x 3m
K4215-45	Power Cable Assembly x 4.5m
10 K4210-30	Switch Lead Assembly x 3m
K4210-45	Switch Lead Assembly x 4.5m
11 B8031	Ball Joint Assembly c/w Clamp
12 B8032	Cable Support
13 B5019-30	Canvas Cover Assembly x 3m
B5019-45	Canvas Cover Assembly x 4.5m
14 UBB7594	Pro-Grip Handle Kit
15 B2516	Ergo Trigger
16 B2517	Hanger Hook
17 B8027	Spring Cable Support-Rear
18 B1522	Cable Terminal-Male
19 B5023	Water Hose Nipple
20 B5017	Water Outlet Hose O/Braid
21 B5022	Gun Plug Housing c/w Lock Nut, Hose Supports
22 B1526	Gun Plug Screw
23 B1519	Gun Plug Nut c/w Insert
24 Spring Pin 2	Spring Pin Assembly
25 K4298	Gun Plug Body c/w Spring Pins
26 K1524	Gun Plug 'O' Ring
27 K3212	Liner Nut

UBKP MMT52W

Water Cooled MIG Welding Torch

520A CO₂, 500A Mixed Gas @ 100% Duty Cycle, EN60974-7 .030"-1/16"/0.8mm to 1.6mm Wires



Models

Stock Code	Description
UBKP5200-30ER	Torch c/w Euro Fitting x 3m
UBKP5200-45ER	Torch c/w Euro Fitting x 4.5m

Nozzles

Stock Code	Description
A UB4307070	Cylindrical Nozzle 5/7"/18mm Bore

Contact Tips

Stock Code	Description
B UB9580123	Contact Tip 1.0mm/.040" ECu
UB9580124	Contact Tip 1.2mm/.045" ECu
UB9580125	Contact Tip 1.4mm/.055" ECu
UB9580126	Contact Tip 1.6mm/1/16" ECu

Liners

Stock Code	Description
C 4188581	Steel Liner 0.035"-0.045"/0.9-1.2mm x 3.0m
4188582	Steel Liner 0.035"-0.045"/0.9-1.2mm x 4.5m
4188591	Steel Liner 0.063"/1.6mm x 3.0 m
4188592	Steel Liner 0.063"/1.6mm x 4.5m
4302100	Polyamide-Copper Liner 0.035"-0.045"/0.9-1.2mm x 3.0m
4302710	Polyamide-Copper Liner 0.045"-0.063"/1.2-1.6mm x 4.5m

Components

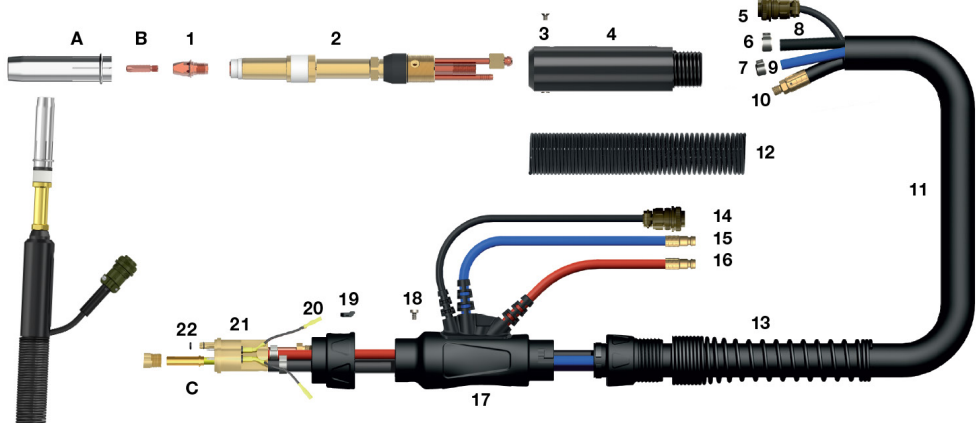
* Denotes Standard Build

Stock Code	Description
1 K520E	Tip Adaptor M8
2 K520F	Diffuser Black
3 K5201	Swan Neck
4 B5024	Water Hose Clamp 9.5mm
5 K4205	Water Hose Clamp 10.5mm
6 K5208-30	Outer Liner Assembly x 3m
K5208-45	Outer Liner Assembly x 4.5m
7 K5213-30	Gas Hose Assembly x 3m
K5213-45	Gas Hose Assembly x 4.5m
8 K5212-30	Water Inlet Hose Assembly x 3m
K5212-45	Water Inlet Hose Assembly x 4.5m
9 K5215-30	Power Cable Assembly x 3m
K5215-45	Power Cable Assembly x 4.5m
10 K5210-30	Switch Lead Assembly x 3m
K5210-45	Switch Lead Assembly x 4.5m
11 B8031	Ball Joint Assembly c/w Clamp
12 B8032	Cable Support
13 B5019-30	Canvas Cover Assembly x 3m
B5019-45	Canvas Cover Assembly x 4.5m
14 B4514	Pro-Grip Handle Kit
15 B8516	Ergo Trigger
16 B2517	Hanger Hook
17 B8027	Spring Cable Support-Rear
18 B1522	Cable Terminal-Male
19 B5023	Water Hose Nipple
20 B5017	Water Outlet Hose O/Braid
21 B5022	Gun Plug Housing c/w Lock Nut, Hose Supports
22 B1526	Gun Plug Screw
23 B1519	Gun Plug Nut c/w Insert
24 Spring Pin 2	Spring Pin Assembly
25 K4298	Gun Plug Body c/w Spring Pins
26 K1524	Gun Plug 'O' Ring
27 K3212	Liner Nut

UBKP MT51MW Auto

Water Cooled Automatic MIG Welding Torch

500A CO₂, 450A Mixed Gas @ 100% Duty Cycle, EN60974-7 .030"-1/16"/0.8mm to 1.6mm Wires



Models

Stock Code	Description
UBKP5100-30A	Auto Welding Torch Package c/w Euro Fitting x 3m
UBKP5100-45A	Auto Welding Torch Package c/w Euro Fitting x 4.5m

Nozzles

Stock Code	Description
A UBK510E	Cylindrical Nozzle 3/4"/19mm Bore

Contact Tips

Stock Code	Description
B UB9580123	Contact Tip 1.0mm/.040" ECu
UB9580124	Contact Tip 1.2mm/.045" ECu
UB9580125	Contact Tip 1.4mm/.055" ECu
UB9580126	Contact Tip 1.6mm/1/16" ECu

Liners

Stock Code	Description
C 4188581	Steel Liner 0.035"-0.045"/0.9-1.2mm x 3.0m
4188582	Steel Liner 0.035"-0.045"/0.9-1.2mm x 4.5m
4188591	Steel Liner 0.063"/1.6mm x 3.0m
4188592	Steel Liner 0.063"/1.6mm x 4.5m
4302100	Polyamide-Copper Liner 0.035"-0.045"/0.9-1.2mm x 3.0m
4302710	Polyamide-Copper Liner 0.045"-0.063"/1.2-1.6mm x 4.5m

Components

* Denotes Standard Build

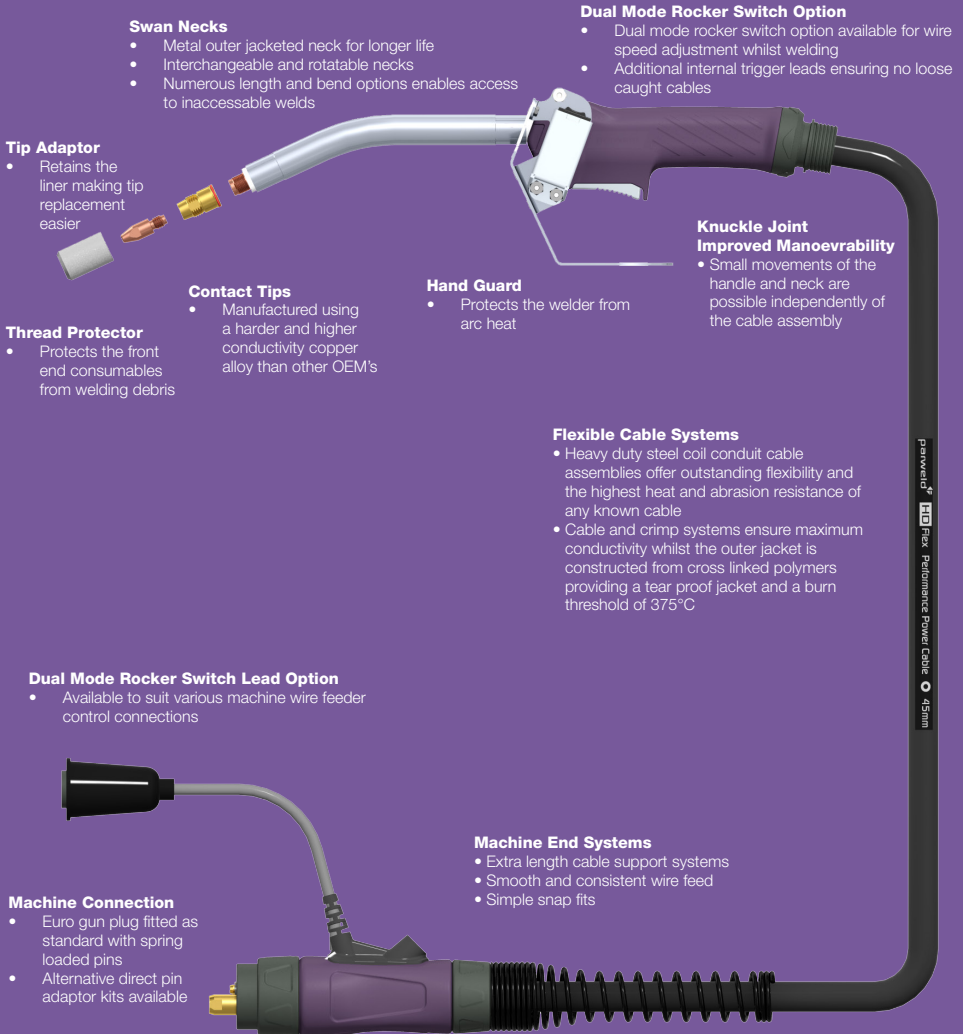
Stock Code	Description
1 K5101	Tip Adaptor M8
2 K510B	Auto Straight Neck
3 B3629	Handle Screw
4 K5123	Automatic Handle
5 ERCP25F	7 Pin Plug
6 K5145	Water Hose Clamp 14.5mm
7 B5024	Water Hose Clamp 9.5mm
8 K5113-30	Gas Hose Assembly x 3m
K5113-45	Gas Hose Assembly x 4.5m
9 K5112-30	Water Inlet Hose Assembly x 3m
K5112-45	Water Inlet Hose Assembly x 4.5m
10 K5115-30	Power Cable Assembly x 3m
K5115-45	Power Cable Assembly x 4.5m
11 K5119-30	Canvas Cover Assembly x 3m
K5119-45	Canvas Cover Assembly x 4.5m
12 K5127	Spring Cable Support
13 B8027	Spring Cable Support-Rear
14 ERCP25	7 Pin Plug
15 B5023	Water Hose Nipple
16 B5017	Water Outlet Hose O/Braid
17 B5022/BK	Gun Plug Housing c/w Locknut & Support-Black
18 B1526	Gun Plug Screw-Black
19 B1519/BK	Gun Plug Nut-Black
20 Spring Pin 2	Spring Pin Assembly
21 K5198	Gun Plug Body c/w Spring Pins
22 K1524	Gun Plug 'O' Ring
23 K3212	Liner Nut

PRO-FC SELF SHIELDED FLUX CORE COMPATIBLE TORCH PACKAGES

Note: All Registered Trademarks listed are the property of their respective manufacturer. Reference to the original manufacturer is for reference only.

www.parweld.com.cn Sales: +86 510 8378 1253 E-Mail: sales@parweld.com.cn

PRO-FC Features and Benefits



Swan Necks

- Metal outer jacketed neck for longer life
- Interchangeable and rotatable necks
- Numerous length and bend options enables access to inaccessible welds

Tip Adaptor

- Retains the liner making tip replacement easier

Thread Protector

- Protects the front end consumables from welding debris

Contact Tips

- Manufactured using a harder and higher conductivity copper alloy than other OEM's

Hand Guard

- Protects the welder from arc heat

Knuckle Joint Improved Manoevrability

- Small movements of the handle and neck are possible independently of the cable assembly

Flexible Cable Systems

- Heavy duty steel coil conduit cable assemblies offer outstanding flexibility and the highest heat and abrasion resistance of any known cable
- Cable and crimp systems ensure maximum conductivity whilst the outer jacket is constructed from cross linked polymers providing a tear proof jacket and a burn threshold of 375°C

Dual Mode Rocker Switch Lead Option

- Available to suit various machine wire feeder control connections

Machine Connection

- Euro gun plug fitted as standard with spring loaded pins
- Alternative direct pin adaptor kits available

Machine End Systems

- Extra length cable support systems
- Smooth and consistent wire feed
- Simple snap fits




Quality Standard

- All torches rigorously tested using computered and automated test equipment at the design stage through to production.
- All components pass rigorous quality control checks prior to assembly.
- All torches are designed to be tough and damage resistant and comply with EN60974-7.

Note: All Registered Trademarks listed are the property of their respective manufacturer. Reference to the original manufacturer is for reference only.

PRO-FC TORCH PACKAGE ORDERING GUIDE



Package Stock Code Building

Example of a torch package stock code is given below for a LNE 350A Standard build neck, 6" long x 30° bend, 10 ft cable, Miller machine connection with rocker switch option and standard build plug

LNE 35 00 - 10 M R 1

1. Torch Type

Stock Code Type

LNE	European
LNU	USA

2. Neck Model & Length

Stock Code Model Length

35	350A	6"
45	450A	9"

3. Neck Angle

Stock Code Angle

00	Standard build
05	5°
25	25°
30	30°
45	45°
50	50°
60	60°
70	70°

4. Cable Length

Stock Code Length

08	2.4m /8ft
10	3m /10ft
15	4.5m /15ft

5. Machine Connection

Stock Code Description

E	Euro
M	Miller®
T	Tweco® No.4
H	Hobart®
LS	Lincoln® SP
LN	Lincoln® LN
N	NAS®

6. Switch Option

Stock Code

	Standard Build
R	(As illustrated) Rocker Switch

7. Cable Plug

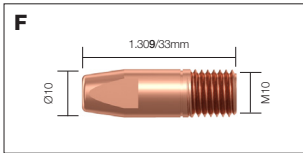
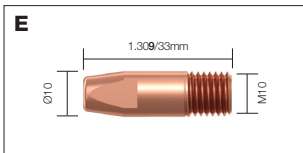
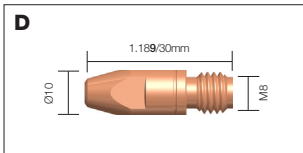
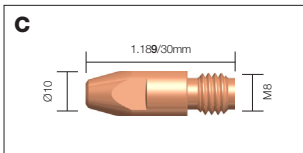
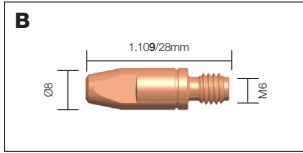
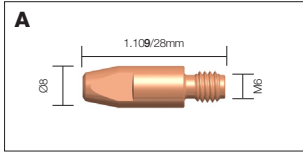
Stock Code

	Standard Build
1	ERCP1
2	ERCP2
:	:
41	ERCP41

Standard Build: Depending on the model selected, the torch packages are supplied fitted with a 1.6mm or 2.0mm wire contact tip, a liner to suit and insulated guide or thread protector as standard build. **Neck Selection:** Not every variant of neck angle is available for some lengths. For further information see Neck Range pages or data sheet. **Cable Plug:** See TIG Cable Plugs pages for a full list and details. USA Machine Connections are supplied kitted with the appropriate switch cable plug. Only add a plug code if an alternative is required.

Note: All Registered Trademarks listed are the property of their respective manufacturer. Reference to the original manufacturer is for reference only.

Contact Tips



Stock Code	Description	Wire Size	Material	Model
A LNE2504-10	Contact Tip	1.0mm – .040*	ECu	LNE 350A
LNE2504-12	Contact Tip	1.2mm – .045*	ECu	LNE 350A
LNE2504-14	Contact Tip	1.4mm – .055*	ECu	LNE 350A
LNE2504-16	Contact Tip	1.6mm – 1/16*	ECu	LNE 350A

Stock Code	Description	Wire Size	Material	Model
B LNE2505-10	Contact Tip	1.0mm – .040*	ECu	LNE 350A
LNE2505-12	Contact Tip	1.2mm – .045*	ECu	LNE 350A
LNE2505-14	Contact Tip	1.4mm – .055*	ECu	LNE 350A
LNE2505-16	Contact Tip	1.6mm – 1/16*	ECu	LNE 350A

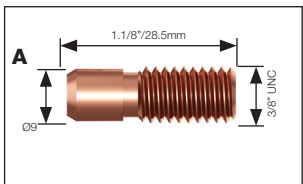
Stock Code	Description	Wire Size	Material	Model
C LNE4014-10	Contact Tip	1.0mm – .040*	ECu	LNE 350A, 450A
LNE4014-12	Contact Tip	1.2mm – .045*	ECu	LNE 350A, 450A
LNE4014-14	Contact Tip	1.4mm – .055*	ECu	LNE 350A, 450A
LNE4014-16	Contact Tip	1.6mm – 1/16*	ECu	LNE 350A, 450A
LNE4014-20	Contact Tip	2.0mm – 5/64*	ECu	LNE 350A, 450A
LNE4014-24	Contact Tip	2.4mm – 3/32*	ECu	LNE 350A, 450A

Stock Code	Description	Wire Size	Material	Model
D LNE4015-10	Contact Tip	1.0mm – .040*	CuCrZr	LNE 350A, 450A
LNE4015-12	Contact Tip	1.2mm – .045*	CuCrZr	LNE 350A, 450A
LNE4015-14	Contact Tip	1.4mm – .055*	CuCrZr	LNE 350A, 450A
LNE4015-16	Contact Tip	1.6mm – 1/16*	CuCrZr	LNE 350A, 450A
LNE4015-20	Contact Tip	2.0mm – 5/64*	CuCrZr	LNE 350A, 450A
LNE4015-24	Contact Tip	2.4mm – 3/32*	CuCrZr	LNE 350A, 450A

Stock Code	Description	Wire Size	Material	Model
E LNE4524-16	Contact Tip	1.6mm – 1/16*	ECu	LNE 450A
LNE4524-20	Contact Tip	2.0mm – 5/64*	ECu	LNE 450A
LNE4524-24	Contact Tip	2.4mm – 3/32*	ECu	LNE 450A
LNE4524-28	Contact Tip	2.8mm – .110*	ECu	LNE 450A
LNE4524-32	Contact Tip	3.2mm – 1/8*	ECu	LNE 450A

Stock Code	Description	Wire Size	Material	Model
F LNE4525-16	Contact Tip	1.6mm – 1/16*	CuCrZr	LNE 450A
LNE4525-20	Contact Tip	2.0mm – 5/64*	CuCrZr	LNE 450A
LNE4525-24	Contact Tip	2.4mm – 3/32*	CuCrZr	LNE 450A
LNE4525-28	Contact Tip	2.8mm – .110*	CuCrZr	LNE 450A
LNE4525-32	Contact Tip	3.2mm – 1/8*	CuCrZr	LNE 450A


Contact Tips - USA Specification



Stock Code	Description	Wire Size	Material	Model
A KP2103-2B1	Contact Tip	1.6mm – 1/16"	ECu	LNU 350A, 450A, K115
KP2103-1B1	Contact Tip	1.8mm – 0.072"	ECu	LNU 350A, 450A, K115
KP2103-5B1	Contact Tip	2.0mm – 5/64"	ECu	LNU 350A, 450A, K115
KP2103-4B1	Contact Tip	2.4mm – 3/32"	ECu	LNU 350A, 450A, K116
KP2103-6B1	Contact Tip	2.8mm – 7/64"	ECu	LNU 350A, 450A, K116
KP2103-3B1	Contact Tip	3.0mm – 0.118"	ECu	LNU 350A, 450A, K116

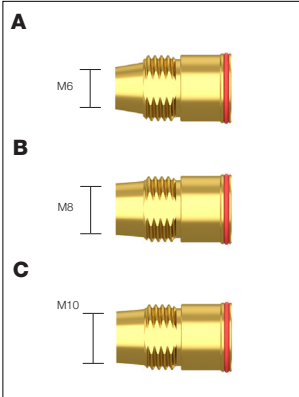
Note: All Registered Trademarks listed are the property of their respective manufacturer. Reference to the original manufacturer is for reference only.

Thread Protectors



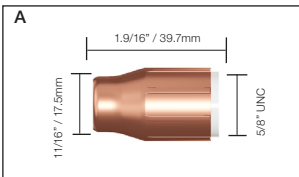
Stock Code	Description	Tips	Model
A LNE3502	Thread Protector	M6	LNE 350A
LNE4502	Thread Protector	M8, M10	LNE 350A, 450A

Tip Adaptors

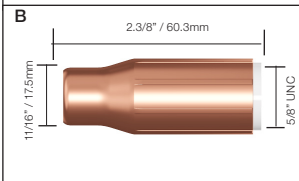


Stock Code	Description	Tips	Model
A LNE3506	Tip Adaptor	M6	LNE 350A
B LNE4508	Tip Adaptor	M8	LNE 350A, 450A
C LNE4510	Tip Adaptor	M10	LNE 450A

Insulated Guides - USA Specification




Stock Code	Description	Contact Tip-Work Distance	Model
A KP1971-1	Short Insulated Guide	38mm - 1.1/2"	LNU 350A, 450A, K115, K116



Stock Code	Description	Contact Tip-Work Distance	Model
B KP1965-1	Medium Insulated Guide	70mm - 2.3/4"	PRO-FC 350A, 450A, K115, K116

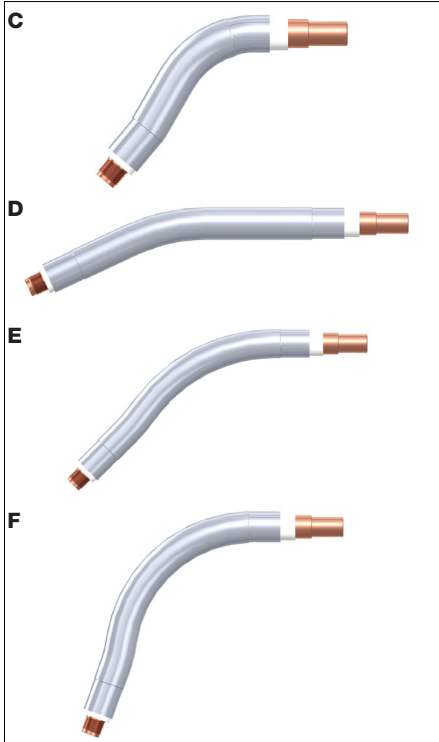
Swan Necks



Stock Code	Description	Length	Angle
A LNE35605	Swan Neck	6"	5°

Stock Code	Description	Length	Angle
B LNE35630	Swan Neck	6"	30°

Note: All Registered Trademarks listed are the property of their respective manufacturer. Reference to the original manufacturer is for reference only.




Stock Code	Description	Length	Angle
C LNE35650	Swan Neck	6"	50°

Stock Code	Description	Length	Angle
D LNE45925	Swan Neck	9"	25°

Stock Code	Description	Length	Angle
E LNE45945	Swan Neck	9"	45°

Stock Code	Description	Length	Angle
F LNE45970	Swan Neck	9"	70°

Swan Necks - USA Specification



Stock Code	Description	Length	Angle	Model
A KP1908	Swan Neck	6"	10 Degree	LNU 350A, 450A



Stock Code	Description	Length	Angle	Model
B KP1910	Swan Neck	9"	45 Degree	LNU 350A, 450A

Stock Code	Description	Length	Angle	Model
C KP1907	Swan Neck	9"	70 Degree	LNU 350A, 450A

Note: All Registered Trademarks listed are the property of their respective manufacturer. Reference to the original manufacturer is for reference only.

Direct Pin Connector Liner Selector Chart

Stock Code	Description	Length	Length	Wire Size	Wire Size	Model	LINE 350A	LINE 450A
A LNE5033-08P	Plain Liner	8ft	2.5mt	0.040"-0.045"	1.0mm-1.2mm		■	
LNE5033-10P	Plain Liner	10ft	3.0mt	0.040"-0.045"	1.0mm-1.2mm		■	
LNE5033-15P	Plain Liner	15ft	4.6mt	0.040"-0.045"	1.0mm-1.2mm		■	
A LNE5034-08P	Plain Liner	8ft	2.5mt	0.045"-1/16"	1.2mm-1.6mm		■	
LNE5034-10P	Plain Liner	10ft	3.0mt	0.045"-1/16"	1.2mm-1.6mm		■	
LNE5034-15P	Plain Liner	15ft	4.6mt	0.045"-1/16"	1.2mm-1.6mm		■	
A LNE4033-08P	Plain Liner	8ft	2.5mt	5/64"-3/32"	2.0mm-2.4mm		■	
LNE4033-10P	Plain Liner	10ft	3.0mt	5/64"-3/32"	2.0mm-2.4mm		■	
LNE4033-15P	Plain Liner	15ft	4.6mt	5/64"-3/32"	2.0mm-2.4mm		■	
B LNE6033-08P	Plain Liner	8ft	2.5mt	1/16"-3/32"	1.6mm-2.4mm			■
LNE6033-10P	Plain Liner	10ft	3.0mt	1/16"-3/32"	1.6mm-2.4mm			■
LNE6033-15P	Plain Liner	15ft	4.6mt	1/16"-3/32"	1.6mm-2.4mm			■
B LNE6034-08P	Plain Liner	8ft	2.5mt	3/32"	2.4mm			■
LNE6034-10P	Plain Liner	10ft	3.0mt	3/32"	2.4mm			■
LNE6034-15P	Plain Liner	15ft	4.6mt	3/32"	2.4mm			■
B LNE6035-08P	Plain Liner	8ft	2.5mt	0.11"-1/8"	2.8mm-3.2mm			■
LNE6035-10P	Plain Liner	10ft	3.0mt	0.11"-1/8"	2.8mm-3.2mm			■
LNE6035-15P	Plain Liner	15ft	4.6mt	0.11"-1/8"	2.8mm-3.2mm			■





Colour Code

0.6-0.9mm Wire ■ Blue 1.2-1.6mm Wire ■ Yellow
1.0-1.2mm Wire ■ Red 2.0-2.4mm Wire ■ Green

Liner Selector Chart

Stock Code	Description	Length	Length	Wire Size	Wire Size	Model	LINE 350A	LINE 450A
A LNE5033-08	Plain Liner	8ft	2.5mt	.040"-0.045"	1.0mm-1.2mm		■	
LNE5033-10	Plain Liner	10ft	3.0mt	.040"-0.045"	1.0mm-1.2mm		■	
LNE5033-15	Plain Liner	15ft	4.6mt	.040"-0.045"	1.0mm-1.2mm		■	
B LNE5034-08	Plain Liner	8ft	2.5mt	.045"-1/16"	1.2mm-1.6mm		■	
LNE5034-10	Plain Liner	10ft	3.0mt	.045"-1/16"	1.2mm-1.6mm		■	
LNE5034-15	Plain Liner	15ft	4.6mt	.045"-1/16"	1.2mm-1.6mm		■	
C LNE4033-08	Plain Liner	8ft	2.5mt	5/64"-3/32"	2.0mm-2.4mm		■	
LNE4033-10	Plain Liner	10ft	3.0mt	5/64"-3/32"	2.0mm-2.4mm		■	
LNE4033-15	Plain Liner	15ft	4.6mt	5/64"-3/32"	2.0mm-2.4mm		■	
D LNE6033-08	Plain Liner	8ft	2.5mt	1/16"-3/32"	1.6mm-2.4mm			■
LNE6033-10	Plain Liner	10ft	3.0mt	1/16"-3/32"	1.6mm-2.4mm			■
LNE6033-15	Plain Liner	15ft	4.6mt	1/16"-3/32"	1.6mm-2.4mm			■
D LNE6034-08	Plain Liner	8ft	2.5mt	3/32"	2.4mm			■
LNE6034-10	Plain Liner	10ft	3.0mt	3/32"	2.4mm			■
LNE6034-15	Plain Liner	15ft	4.6mt	3/32"	2.4mm			■
D LNE6035-08	Plain Liner	8ft	2.5mt	.11"-1/8"	2.8mm-3.2mm			■
LNE6035-10	Plain Liner	10ft	3.0mt	.11"-1/8"	2.8mm-3.2mm			■
LNE6035-15	Plain Liner	15ft	4.6mt	.11"-1/8"	2.8mm-3.2mm			■



Colour Code

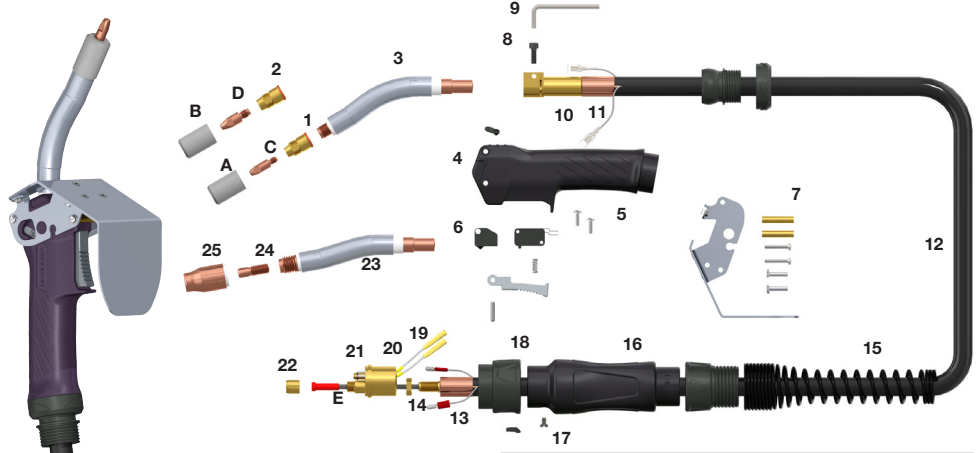
0.6-0.9mm Wire ■ Blue 1.2-1.6mm Wire ■ Yellow
1.0-1.2mm Wire ■ Red 2.0-2.4mm Wire ■ Green

Note: All Registered Trademarks listed are the property of their respective manufacturer. Reference to the original manufacturer is for reference only.

PRO-FC 350A

Self Shielded Flux core Welding Torch

Rating: 350A, @ 60% duty cycle, EN60974-7, 0.040" to 3/32"/1.0 to 2.4mm wires



Model

Stock Code	8ft	10ft	15ft	Model Description
LNE3500	-08E	-10E	-15E	Welding Torch Euro Fitting
LNU3500	-08E	-10E	-15E	Welding Torch Euro Fitting, US Spec

Thread Protector

Stock Code	Description
A LNE3502*	Thread Protector, M6 Tips
B LNE4502	Thread Protector, M8 Tips

Tips

Stock Code	Description
C LNE2504-10	Contact Tip, 0.040"/1.0mm, M6, ECu
LNE2504-12	Contact Tip, 0.045"/1.2mm, M6, ECu
LNE2504-14	Contact Tip, 0.055"/1.4mm, M6, ECu
LNE2504-16*	Contact Tip, 1/16"/1.6mm, M6, ECu
LNE2505-10	Contact Tip, 0.040"/1.0mm, M6, CuCrZr
LNE2505-12	Contact Tip, 0.045"/1.2mm, M6, CuCrZr
LNE2505-14	Contact Tip, 0.055"/1.4mm, M6, CuCrZr
LNE2505-16	Contact Tip, 1/16"/1.6mm, M6, CuCrZr
D LNE4014-10	Contact Tip, 0.040"/1.0mm, M8, ECu
LNE4014-12	Contact Tip, 0.045"/1.2mm, M8, ECu
LNE4014-14	Contact Tip, 0.055"/1.4mm, M8, ECu
LNE4014-16	Contact Tip, 1/16"/1.6mm, M8, ECu
LNE4014-20	Contact Tip, 5/64"/2.0mm, M8, ECu
LNE4014-24	Contact Tip, 3/32"/2.4mm, M8, ECu
LNE4015-10	Contact Tip, 0.040"/1.0mm, M8, CuCrZr
LNE4015-12	Contact Tip, 0.045"/1.2mm, M8, CuCrZr
LNE4015-14	Contact Tip, 0.055"/1.4mm, M8, CuCrZr
LNE4015-16	Contact Tip, 1/16"/1.6mm, M8, CuCrZr
LNE4015-20	Contact Tip, 5/64"/2.0mm, M8, CuCrZr
LNE4015-24	Contact Tip, 3/32"/2.4mm, M8, CuCrZr

Optional Components - USA Specification

Stock Code	Description
23 KP1908	Swan Neck, 6" x 10 Degree, USA Spec.
24 KP2103-2B1	Contact Tip, 1/16" / 1.6mm, 3/8" UNC, ECu
25 KP1971-1	Short Insulated Guide

Liners

Stock Code	Description
E LNE5033-08	Plain Liner, 0.040"-0.045"/1.0-1.2mm x 8ft
LNE5033-10	Plain Liner, 0.040"-0.045"/1.0-1.2mm x 10ft
LNE5033-15	Plain Liner, 0.040"-0.045"/1.0-1.2mm x 15ft
LNE5034-08*	Plain Liner, 0.045"-1/16"/1.2-1.6mm x 8ft
LNE5034-10*	Plain Liner, 0.045"-1/16"/1.2-1.6mm x 10ft
LNE5034-15*	Plain Liner, 0.045"-1/16"/1.2-1.6mm x 15ft
LNE4033-08	Plain Liner, 5/64"-3/32"/2.0-2.4mm x 8ft
LNE4033-10	Plain Liner, 5/64"-3/32"/2.0-2.4mm x 10ft
LNE4033-15	Plain Liner, 5/64"-3/32"/2.0-2.4mm x 15ft

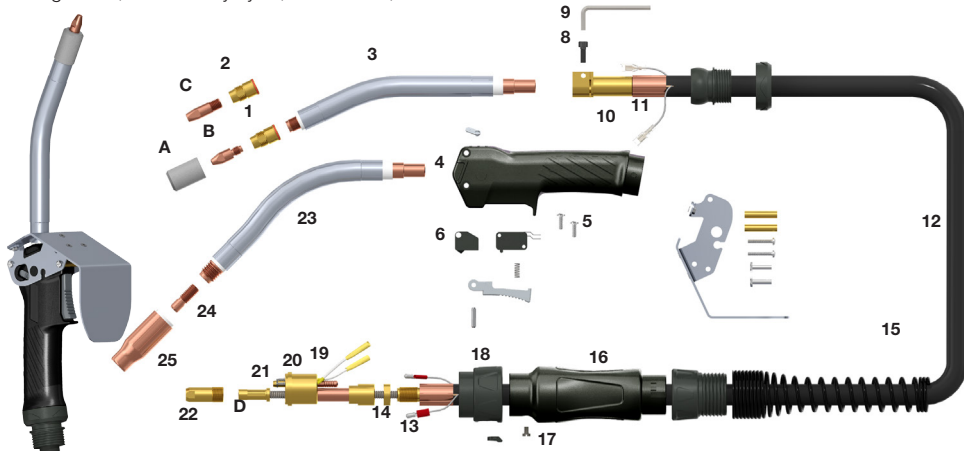
Components

Stock Code	Description	* Denotes standard Build
1 LNE3506*	Tip Adaptor, M6	
2 LNE4508	Tip Adaptor, M8	
3 LNE35630*	Swan Neck, 6" x 30 Degree, European Spec.	
4 LNE0022K	Handle Kit	
5 LNE1513	Handle Fixing Screw Kits	
6 LNE690F	Microswitch c/w Rubber Boot	
7 LNE-HSK	Heat Shield Kit c/w Fixing Screws	
8 LNE5A15	Torch Body Locking Screw	
9 LNE-KEY	Hexagonal Key, 4mm	
10 LNE1521	Switch Wire Terminals - Female Tab	
11 LNE1521-C	Switch Wire Terminal Covers	
12 LNE3508E	Cable Assembly x 8ft	
LNE3510E	Cable Assembly x 10ft	
LNE3515E	Cable Assembly x 15ft	
13 LNE1522	Switch Wire Terminals - Male Bullet	
14 LNE1505	Lock Nut, M10 x 1	
15 LNE8026	Spring Cable Support	
16 LNE1518	Gun Plug Housing c/w Nut	
17 LNE1526	Gun Plug Screw	
18 LNE1519	Gun Plug Nut	
19 SPRING PIN 2	Spring Pin Assembly	
20 LNE1528	Euro Gun Plug Body c/w Spring Pins	
21 LNE1524	Gun Plug Body O Ring	
22 LNE1525	Liner Retaining Nut	

PRO-FC 450A

Self Shielded Flux core Welding Torch

Rating: 450A, @ 60% duty cycle, EN60974-7, 1/16" to 1/8"/1.6 to 3.2mm wires



Model

Stock Code	8ft	10ft	15ft	Model Description
LNE4500	-08E	-10E	-15E	Welding Torch c/w Euro Fitting
LNU4500	-08E	-10E	-15E	Torch Euro Fitting, US Spec.

Thread Protector

Stock Code	Description
A LNE4502*	Thread Protector, M8 and M10 Tips

Contact Tips

Stock Code	Description
B LNE4014-10	Contact Tip, 0.040"/1.0mm, M8, ECu
LNE4014-12	Contact Tip, 0.045"/1.2mm, M8, ECu
LNE4014-14	Contact Tip, 0.055"/1.4mm, M8, ECu
LNE4014-16	Contact Tip, 1/16"/1.6mm, M8, ECu
LNE4014-20*	Contact Tip, 5/64"/2.0mm, M8, ECu
LNE4014-24	Contact Tip, 3/32"/2.4mm, M8, ECu
LNE4015-10	Contact Tip, 0.040"/1.0mm, M8, CuCrZr
LNE4015-12	Contact Tip, 0.045"/1.2mm, M8, CuCrZr
LNE4015-14	Contact Tip, 0.055"/1.4mm, M8, CuCrZr
LNE4015-16	Contact Tip, 1/16"/1.6mm, M8, CuCrZr
LNE4015-20	Contact Tip, 5/64"/2.0mm, M8, CuCrZr
LNE4015-24	Contact Tip, 3/32"/2.4mm, M8, CuCrZr
C LNE4514-16	Contact Tip, 1/16"/1.6mm, M10, ECu
LNE4514-20	Contact Tip, 5/64"/2.0mm, M10, ECu
LNE4514-24	Contact Tip, 3/32"/2.4mm, M10, ECu
LNE4514-28	Contact Tip, 7/64"/2.8mm, M10, ECu
LNE4514-32	Contact Tip, 1/8"/3.2mm, M10, ECu
LNE4515-16	Contact Tip, 1/16"/1.6mm, M10, CuCrZr
LNE4515-20	Contact Tip, 5/64"/2.0mm, M10, CuCrZr
LNE4515-24	Contact Tip, 3/32"/2.4mm, M10, CuCrZr
LNE4515-28	Contact Tip, 7/64"/2.8mm, M10, CuCrZr
LNE4515-32	Contact Tip, 1/8"/3.2mm, M10, CuCrZr

Optional Components - USA Specification

Stock Code	Description
23 KP1910	Swan Neck, 9° x 45 Degree, USA Spec.
24 KP2103-5B1	Contact Tip, 5/64" / 2.0mm, 3/8" UNC, ECu
25 KP1965-1	Medium Insulated Guide

Liners

Stock Code	Description
D LNE6033-08*	Plain Liner, 1/16"-3/32"/1.6-2.4mm x 8ft
LNE6033-10*	Plain Liner, 1/16"-3/32"/1.6-2.4mm x 10ft
LNE6033-15*	Plain Liner, 1/6"-3/32"/1.6-2.4mm x 15ft
LNE6035-08	Plain Liner, 0.11"-1/8"/2.8-3.2mm x 8ft
LNE6035-10	Plain Liner, 0.11"-1/8"/2.8-3.2mm x 10ft
LNE6035-15	Plain Liner, 0.11"-1/8"/2.8-3.2mm x 15ft

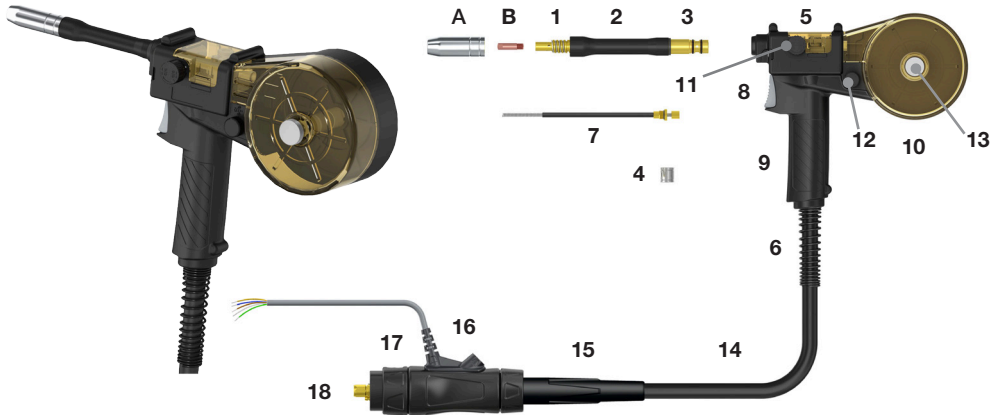
Components

Stock Code	Description	* Denotes standard Build
1 LNE4508*	Tip Adaptor, M8	
2 LNE4510	Tip Adaptor, M10	
3 LNE45925*	Swan Neck, 9° x 25 Degree	
4 LNE0022K	Handle Kit	
5 LNE1513	Handle Fixing Screw Kits	
6 LNE690F	Microswitch c/w Rubber Boot	
7 LNE-HSK	Heat Shield Kit c/w Fixing Screws	
8 LNE5A15	Torch Body Locking Screw	
9 LNE-KEY	Hexagonal Key, 4mm	
10 LNE1521	Switch Wire Terminals - Female Tab	
11 LNE1521-C	Switch Wire Terminal Covers	
12 LNE4508RZ	Cable Assembly x 8ft	
LNE4510RZ	Cable Assembly x 10ft	
LNE4515RZ	Cable Assembly x 15ft	
13 LNE1522	Switch Wire Terminals - Male Bullet	
14 LNE1543	Lock Nut, M14 x 1	
15 LNE8026	Spring Cable Support	
16 LNE1518	Gun Plug Housing c/w Nut	
17 LNE1526	Gun Plug Screw	
18 LNE1519	Gun Plug Nut	
19 SPRING PIN 2	Spring Pin Assembly	
20 LNE6028	Euro Gun Plug Body c/w Spring Pins	
21 LNE1524	Gun Plug Body O Ring	
22 LNE6025	Liner Retaining Nut	

BZL SAB1500

Air Cooled MIG Torch

180A CO₂, 150A Mixed Gas @ 60% Duty Cycle, EN60974-7 .023"-.040"/0.6mm to 1.0mm Wires



Torch Model

Stock Code	Description
SAB1500-60E	Torch Package x 6.0m c/w Euro Fitting

Nozzles

Stock Code	Description
A B1529	Cylindrical Nozzle 5/8"/16mm Bore
B1530*	Conical Nozzle 15/32"/12mm Bore
B1531	Tapered Nozzle 7/16"/11mm Bore
B1532	Bottle Nozzle 1/2"/13mm Bore
B1533	Spot Welding Nozzle 5/8"/16mm Bore

Contact Tips

Stock Code	Description
B B1527-06	Contact Tip .023"/0.6mm M6 Ecu
B1527-08	Contact Tip .030"/0.8mm M6 Ecu
B1527-09	Contact Tip .035"/0.9mm M6 Ecu
B1527-10	Contact Tip .040"/1.0mm M6 Ecu
B1527-06A	Contact Tip, Ali Wire .023"/0.6mm M6 Ecu
B1527-08A*	Contact Tip, Ali Wire .030"/0.8mm M6 Ecu
B1527-09A	Contact Tip, Ali Wire .035"/0.9mm M6 Ecu
B1527-10A	Contact Tip, Ali Wire .040"/1.0mm M6 Ecu

Components


*Denotes Standard Build

Stock Code	Description
1 B1504	Shroud Spring
2 SA1501	Straight Neck
3 Q58018	'O'-Ring Pack
4 SA0608V	Drive Roll 0.6-0.8mm V Groove Steel Wire
SA1012V	Drive Roll 1.0-1.2mm V Groove Steel Wire
SA0608U*	Drive Roll 0.6-0.8mm U Groove Aluminum Wire
SA1012U	Drive Roll 1.0-1.2mm U Groove Aluminum Wire
5 SA1105	Handle Cover
6 SA1214	Cable Support
7 SAL01	Neck Liner
8 P4016	Trigger Switch
9 SA1101	Handle Assembly
10 SA1103	Spool Cover
11 SA1109	Press Arm Bolt c/w Spring
12 SA1230-1	Potentiometer Kit 1K
SA1230-5	Potentiometer Kit 5K
SA1230-10*	Potentiometer Kit 10K
13 SA1217	Spool Cover Locking Screw
14 SAC16	Cable Assembly 6m
15 B2841	Cable Support
16 B1518/BK	Gun Plug Housing c/w Nut
17 B1519	Gun Plug Nut c/w Insert
18 SA1528	Gun Plug Body c/w Spring Pins

BZL SAB2400

Air Cooled MIG Torch

250A CO₂, 220A Mixed Gas @ 60% Duty Cycle, EN60974-7 .030"-.045"/0.8mm to 1.2mm Wires



Torch Model

Stock Code	Description
SAB2400-60E	Torch Package x 6.0m c/w Euro Fitting

Nozzles

Stock Code	Description
A B2415	Cylindrical Nozzle 11/16"/17mm Bore
B2416*	Conical Nozzle 1/2"/13mm Bore
B2417	Tapered Nozzle 3/8"/10mm Bore

Contact Tips

Stock Code	Description
B B2504-08	Contact Tip .030"/0.8mm M6 Ecu
B2504-10	Contact Tip .040"/1.0mm M6 Ecu
B2504-12	Contact Tip .045"/1.2mm M6 Ecu
B2504-10A*	Contact Tip, Ali Wire .040"/1.0mm Ecu
B2504-12A	Contact Tip, Ali Wire .045"/1.2mm Ecu
B2505-08	Contact Tip .030"/0.8mm M6 CuCrZr
B2505-10	Contact Tip .040"/1.0mm M6 CuCrZr
B2505-12	Contact Tip .045"/1.2mm M6 CuCrZr

Components

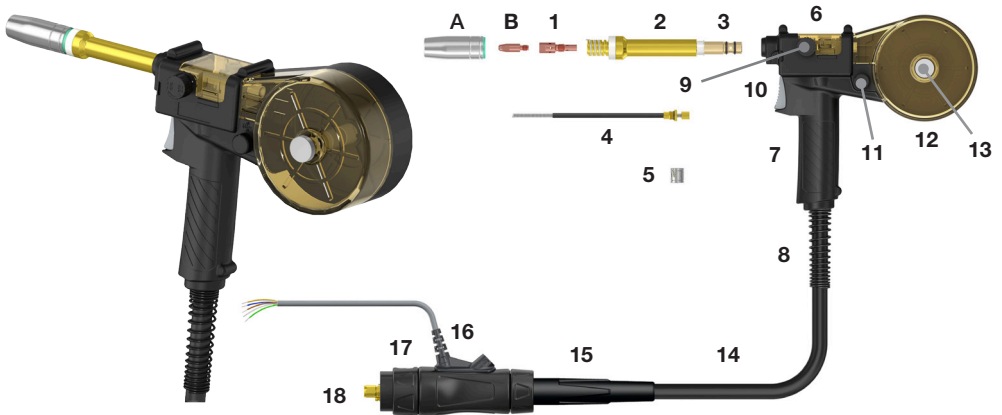
*Denotes Standard Build

Stock Code	Description
1 B2412	Tip Adaptor M6
2 B2405B	Diffuser Black
B2405C*	Diffuser Ceramic
3 SA2401	Straight Neck
4 Q58018	'O'-Ring Pack
5 SA0608V	Drive Roll 0.6-0.8mm V Groove Steel Wire
SA1012V	Drive Roll 1.0-1.2mm V Groove Steel Wire
SA0608U	Drive Roll 0.6-0.8mm U Groove Aluminum Wire
SA1012U*	Drive Roll 1.0-1.2mm U Groove Aluminum Wire
6 SA1105	Handle Cover
7 SA1214	Cable Support
8 SAL01	Neck Liner
9 P4016	Trigger Switch
10 SA1101	Handle Assembly
11 SA1109	Press Arm Bolt c/w Spring
12 SA1230-1	Potentiometer Kit 1K
SA1230-5	Potentiometer Kit 5K
SA1230-10*	Potentiometer Kit 10K
13 SA1103	Spool Cover
14 SA1217	Spool Cover Locking Screw
15 SAC25	Cable Assembly 6m
16 B2841	Cable Support
17 B1518/BK	Gun Plug Housing c/w Nut
18 B1519	Gun Plug Nut c/w Insert
19 SA1528	Gun Plug Body c/w Spring Pins

BZL SAB2500

Air Cooled MIG Torch

230A CO₂, 200A Mixed Gas @ 60% Duty Cycle, EN60974-7 .030"-0.045"/0.8mm to 1.2mm Wires



Torch Model

Stock Code	Description
SAB2500-60E	Torch Package x 6.0m c/w Euro Fitting

Nozzles

Stock Code	Description
A B2507	Cylindrical Nozzle 5/7"/18mm Bore
B2508*	Conical Nozzle 19/32"/15mm Bore
B2509	Tapered Nozzle 15/32"/12mm Bore
B2510	Bottle Nozzle 19/32"/15mm Bore
B2511	Spot Welding Nozzle 19/32"/15mm Bore

Contact Tips

Stock Code	Description
B B2504-08	Contact Tip .030"/0.8mm M6 ECu
B2504-10	Contact Tip .040"/1.0mm M6 ECu
B2504-12	Contact Tip .045"/1.2mm M6 ECu
B2504-10A*	Contact Tip, Ali Wire .040"/1.0mm ECu
B2504-12A	Contact Tip, Ali Wire .045"/1.2mm ECu
B2505-08	Contact Tip .030"/0.8mm M6 CuCrZr
B2505-10	Contact Tip .040"/1.0mm M6 CuCrZr
B2505-12	Contact Tip .045"/1.2mm M6 CuCrZr

Components

Stock Code	Description
1 B2506	Tip Adaptor M6
2 SA2501	Straight Neck
3 Q58018	'O'-Ring Pack
4 SAL01	Neck Liner
5 SA0608V	Drive Roll 0.6-0.8mm V Groove Steel Wire
SA1012V	Drive Roll 1.0-1.2mm V Groove Steel Wire

Components

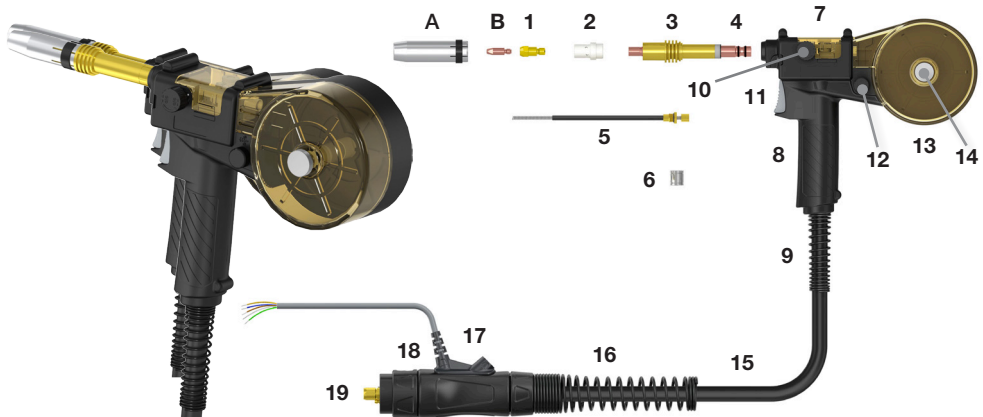
*Denotes Standard Build

Stock Code	Description
SA0608U	Drive Roll 0.6-0.8mm U Groove Aluminum Wire
SA1012U*	Drive Roll 1.0-1.2mm U Groove Aluminum Wire
6 SA1105	Handle Cover
7 SA1101	Handle Assembly
8 SA1214	Cable Support
9 SA1109	Press Arm Bolt c/w Spring
10 P4016	Trigger Switch
11 SA1230-1	Potentiometer Kit 1K
SA1230-5	Potentiometer Kit 5K
SA1230-10*	Potentiometer Kit 10K
12 SA1103	Spool Cover
13 SA1217	Spool Cover Locking Screw
14 SAC25	Cable Assembly 6m
15 B2841	Cable Support
16 B1518/BK	Gun Plug Housing c/w Nut
17 B1519	Gun Plug Nut c/w Insert
18 SA1528	Gun Plug Body c/w Spring Pins

BZL SAB3600

Air Cooled MIG Torch

300A CO₂, 270A Mixed Gas @ 60% Duty Cycle, EN60974-7 .030"- .045"/0.8mm to 1.2mm Wires



Torch Model

Stock Code	Description
SAB3600-60E	Torch Package x 6.0m c/w Euro Fitting

Nozzles

Stock Code	Description
A B3615	Cylindrical Nozzle 3/4" /19mm Bore
B3616*	Conical Nozzle 5/8" /16mm Bore
B3617	Tapered Nozzle 15/32" /12mm Bore

Contact Tips

Stock Code	Description
B B2504-08	Contact Tip .030"/0.8mm M6 Ecu
B2504-10	Contact Tip .040"/1.0mm M6 Ecu
B2504-12	Contact Tip .045"/1.0mm M6 Ecu
B2504-10A*	Contact Tip, Ali Wire .040"/1.0mm M6 Ecu
B2504-12A	Contact Tip, Ali Wire .045"/1.2mm M6 Ecu
B2505-08	Contact Tip .030"/0.8mm M6 CuCrZr
B2505-10	Contact Tip .040"/1.0mm M6 CuCrZr
B2505-12	Contact Tip .045"/1.0mm M6 CuCrZr

Components

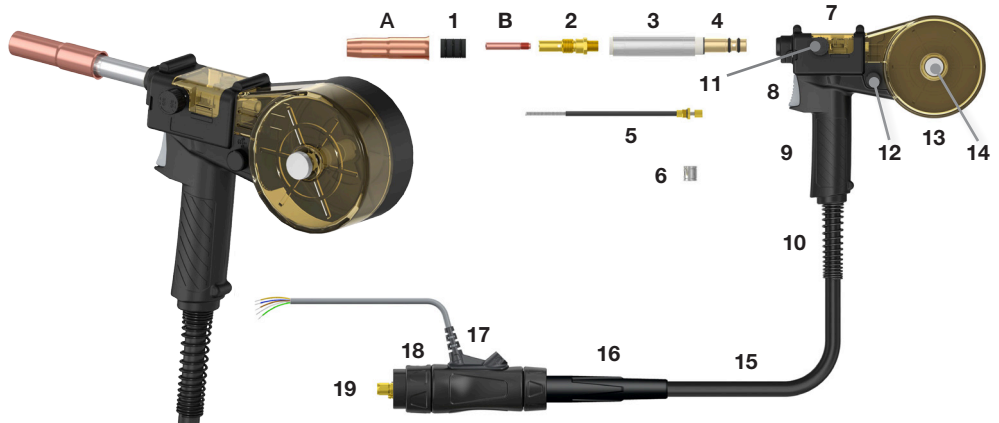
*Denotes Standard Build

Stock Code	Description
1 B3612	Tip Adaptor 1.12" /28.5mm M6
2 B3605B	Diffuser Black
B3605C*	Diffuser Ceramic
B3605W	Diffuser White
3 SA3601	Straight Neck
4 Q58018	'O'-Ring Pack
5 SAL01	Neck Liner
6 SA0608V	Drive Roll 0.6-0.8mm V Groove Steel Wire
SA1012V	Drive Roll 1.0-1.2mm V Groove Steel Wire
SA0608U	Drive Roll 0.6-0.8mm U Groove Aluminum Wire
SA1012U*	Drive Roll 1.0-1.2mm U Groove Aluminum Wire
7 SA1105	Handle Cover
8 SA1101	Handle Assembly
9 SA1214	Cable Support
10 SA1109	Press Arm Bolt c/w Spring
11 P4016	Trigger Switch
12 SA1230-1	Potentiometer Kit 1K
SA1230-5	Potentiometer Kit 5K
SA1230-10*	Potentiometer Kit 10K
13 SA1103	Spool Cover
14 SA1217	Spool Cover Locking Screw
15 SAC50	Cable Assembly 6m
16 B8026	Spring Cable Support
17 B1518/BK	Gun Plug Housing c/w Nut
18 B1519	Gun Plug Nut c/w Insert
19 SA1528	Gun Plug Body c/w Spring Pins

TWC SAT2000

Air Cooled MIG Torch

200A CO₂, 150A Mixed Gas @ 60% Duty Cycle, EN60974-7 .023"-0.045"/0.6mm to 1.2mm Wires



Torch Model

Stock Code	Description
SAT2000-60E	Torch Package x 6.0m c/w Euro Fitting

Nozzles

Stock Code	Description
A 22-50	Nozzle Adjustable 1/2"/13mm Bore
22-62*	Nozzle Adjustable 5/8"/16mm Bore

Contact Tips

Stock Code	Description
B 14-23	Contact Tip .023"/0.6mm ECu
14-30*	Contact Tip .030"/0.8mm ECu
14-40	Contact Tip .040"/1.0mm ECu
14-45	Contact Tip .045"/1.2mm ECu

Components

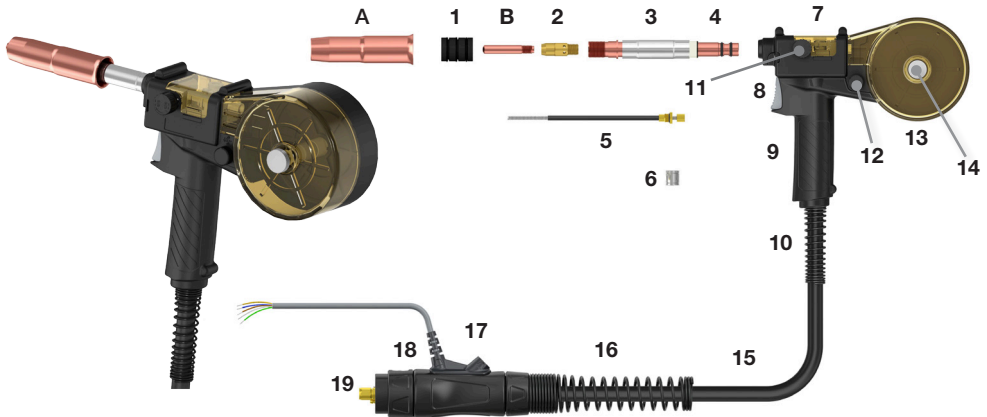
*Denotes Standard Build

Stock Code	Description
1 32	Adjustable Nozzle Insulator
2 52	Gas Diffuser
3 SA6201	Straight Neck
4 Q58018	'O'-Ring ID8.0x1.8
5 SAL01	Neck Liner
6 SA0608V	Drive Roll 0.6-0.8mm V Groove Steel Wire
SA1012V	Drive Roll 1.0-1.2mm V Groove Steel Wire
SA0608U*	Drive Roll 0.6-0.8mm U Groove Aluminum Wire
SA1012U	Drive Roll 1.0-1.2mm U Groove Aluminum Wire
7 SA1105	Handle Cover
8 P4016	Trigger Switch
9 SA1101	Handle Assembly
10 SA1214	Cable Support
11 SA1109	Press Arm Bolt c/w Spring
12 SA1230-1	Potentiometer Kit 1K
SA1230-5	Potentiometer Kit 5K
SA1230-10*	Potentiometer Kit 10K
13 SA1103	Spool Cover
14 SA1217	Spool Cover Locking Screw
15 SAC16	Cable Assembly 6m
16 B2841	Cable Support
17 B1518/BK	Gun Plug Housing c/w Nut
18 B1519	Gun Plug Nut c/w Insert
19 SA1528	Gun Plug Body c/w Spring Pins

TWC SAT4000

Air Cooled MIG Torch

400A CO₂, 350A Mixed Gas @ 60% Duty Cycle, EN60974-7 .030"-.5/64"/0.8mm to 2.0mm Wires



Torch Model

Stock Code	Description
SAT4000-60E	Torch Package x 6.0m c/w Euro Fitting

Nozzles

Stock Code	Description
A 24A-50	Nozzle Adjustable 1/2" /13mm Bore
24A-62*	Nozzle Adjustable 5/8" /16mm Bore
24A-75	Nozzle Adjustable 3/4" /19mm Bore

Contact Tips




Stock Code	Description
B 14-40	Contact Tip .040" /1.0mm ECU
14-45*	Contact Tip .045" /1.2mm ECU
14-52	Contact Tip .052" /1.3mm ECU
14-116	Contact Tip 1/16" /1.6mm ECU

Components



*Denotes Standard Build

Stock Code	Description
1 34A	Adjustable Nozzle Insulator
2 54A	Gas Diffuser
3 SA3601	Straight Neck
4 Q58018	O-Ring Pack
5 SAL01	Neck Liner
6 SA0608V	Drive Roll 0.6-0.8mm V Groove Steel Wire
SA1012V	Drive Roll 1.0-1.2mm V Groove Steel Wire
SA1416V	Drive Roll 1.4-1.6mm V Groove Steel Wire
SA1820V	Drive Roll 1.8-2.0mm V Groove Steel Wire
SA0608U	Drive Roll 0.6-0.8mm U Groove Aluminum Wire
SA1012U*	Drive Roll 1.0-1.2mm U Groove Aluminum Wire
SA1416U	Drive Roll 1.4-1.6mm U Groove Aluminum Wire
SA1820U	Drive Roll 1.8-2.0mm U Groove Aluminum Wire
7 SA1105	Handle Cover
8 P4016	Trigger Switch
9 SA1101	Handle Assembly
10 SA1214	Cable Support
11 SA1109	Press Arm Bolt c/w Spring
12 SA1230-1	Potentiometer Kit 1K
SA1230-5	Potentiometer Kit 5K
SA1230-10*	Potentiometer Kit 10K
13 SA1103	Spool Cover
14 SA1217	Spool Cover Locking Screw
15 SAC50	Cable Assembly 6m
16 B8026	Spring Cable Support
17 B1518/BK	Gun Plug Housing c/w Nut
18 B1519	Gun Plug Nut c/w Insert
19 SA1528	Gun Plug Body c/w Spring Pins


Hose

	Stock Code	Description	Bore	Outer Diameter
A 	A B5012B	Reinforced PVC Hose Blue	5mm/3/16"	8mm/5/16"
	B B5012R	Reinforced PVC Hose Red	5mm/3/16"	8mm/5/16"
C 	C B5012OBB	Rubber Overbraid Hose Blue	5mm/3/16"	8.5mm/.33"
	D B5012OBR	Rubber Overbraid Hose Red	5mm/3/16"	8.5mm/.33"
E 	E 4X1.2MM	Black Reinforced PVC Hose	4mm/5/32"	6.4mm/.25"
	5X1.2MM	Black Reinforced PVC Hose	5mm/3/16"	7.4mm/.030"

Sheath

	Stock Code	Description	Bore	Outer Diameter
F 	F 7606-A	Argon Nylon Braided Hose	6mm/1/4"	10mm/3/8"
	7610-A	Argon Nylon Braided Hose	10mm/3/8"	13mm/1/2"
G 	G B5019	Rubberised Canvas Cover Plain	25mm/.98"	1.5mm/.06"
	B6019	Rubberised Canvas Cover Plain	28mm/1.10"	1.5mm/.06"

Liner Material

A	Stock Code	Description	Bore	Outer Diameter	Wire Size
	A B1564P	Polyamide Liner	2.0mm/5/64"	4.0mm/5/32"	0.8-1.2mm/.030"-.045"
	B2564P	Polyamide Liner	2.3mm/.09"	4.7mm/.19"	1.2-1.6mm/.045"-1/16"
	B3564P	Polyamide Liner	2.9mm/.11"	4.7mm/.19"	1.6-2.0mm/1/16"-5/64"

B	Stock Code	Description	Bore	Outer Diameter	Wire Size
	B B1536B	Teflon Liner	1.5mm/.06"	4.0mm/5/32"	0.6-0.9mm/.023"-.035"

C	Stock Code	Description	Bore	Outer Diameter	Wire Size
	C B2513	Teflon Liner	2.1mm/5/64"	3.9mm/.15"	1.0-1.2mm/.040"-.045"

D	Stock Code	Description	Bore	Outer Diameter	Wire Size
	D B3626	Teflon Liner	2.8mm/.11"	4.6mm/.18"	1.2-1.6mm/.045"-1/16"

E	Stock Code	Description	Bore	Outer Diameter	Wire Size
	E B2554	Carbon Teflon Liner	2.0mm/5/64"	4.0mm/5/32"	1.0-1.2mm/.040"-.045"

F	Stock Code	Description	Bore	Outer Diameter	Wire Size
	F B3554	Carbon Teflon Liner	2.7mm/.10"	4.7mm/.19"	1.2-1.6mm/.045"-1/16"

G	Stock Code	Description	Bore	Outer Diameter
	G B2524PC	PVC Coated Liner	2.0mm/5/64"	4.5mm/.18"





H	Stock Code	Description	Bore	Outer Diameter
	H B3631PC	PVC Coated Liner	2.5mm/.10"	4.5mm/.18"

Torch Ordering Guide

Torch Terminations		
Stock Code	Machine Type	
A	T	Tweco® No.4
B	M	Miller®
C	N	NAS®
D	L	Lincoln® SP
E	H	Hobart®

With any MIG air cooled torch from any MIG torch range, change the last letter from 'E' (For the Euro fitting) to one of the power pin stock code letters.

Ex. For a TWC termination XP8 300A the standard Euro terminated torch package stock code changes from XP300A-40E to XP300A-40T.



Note: All Registered Trademarks listed are the property of their respective manufacturer. Reference to the original manufacturer is for reference only.

Modular Power Pins

Features and Benefits

The Modular power pins can easily be changed over enabling a torch to be used more flexibly on a wide range of American type MIG power sources.

A modular adaptor body replaces the Euro plug fittings on a standard torch. Torches can be supplied converted or a conversion kit is available to change an existing Euro fitting torch to the modular power pin system.

A wide range of power pin kits are available, made for torch type to suit the liner fitting. A pin kit consisting of a power pin complete with a switch lead assembly.

The chosen modular pin is screwed into the adaptor body, the switch lead assembly fitted to the torch housing and terminals connected.



Kit Ordering Guide

To order a replacement/alternative pin and switch lead kit, follow the part number key list breakdown shown below.

The example is for a NAS pin termination kit for an XP8 air cooled torch already fitted with a modular pin adaptor body, the number will be as shown.

NS 2022 MK

1. Pin/Machine Type

Stock Code	Machine Type
TW	Tweco® No.4
ML	Miller®
NS	NAS®
LS	Lincoln® SP
HB	Hobart®

2. Torch Range


Stock Code	Range
2022	XP8
1528	BZL
1575	TWC
5060	BND
414	TRG

3. Kit Type

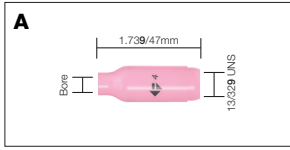
Stock Code	Description
MK	Modular Kit

Modular Adaptor Body Kits

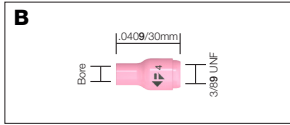
Range	Stock Code	Description
XP8	XP2022A	Adaptor Body
BZL	BZL1528AK	Adaptor Body
TWC	TW1575A	Adaptor Body
BND	BND5060AK	Adaptor Body
TRG	TRG414AK	Adaptor Body



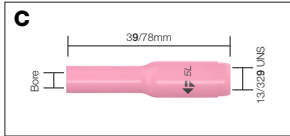
Ceramics



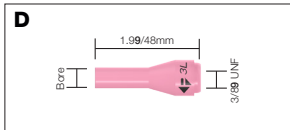
Stock Code	Description	Size	Bore	Model
A 10N44	Ceramic Cup	12	19mm/3/4"	PRO/ECR/WP17-26
10N45	Ceramic Cup	10	16mm/5/8"	PRO/ECR/WP17-26
10N46	Ceramic Cup	8	13mm/1/2"	PRO/ECR/WP17-26
10N47	Ceramic Cup	7	11mm/7/16"	PRO/ECR/WP17-26
10N48	Ceramic Cup	6	10mm/3/8"	PRO/ECR/WP17-26
10N49	Ceramic Cup	5	8mm/5/16"	PRO/ECR/WP17-26
10N50	Ceramic Cup	4	6mm/1/4"	PRO/ECR/WP17-26



Stock Code	Description	Size	Bore	Model
B 13N08	Ceramic Cup	4	6mm/1/4"	PRO/ECR/WP9,20
13N09	Ceramic Cup	5	8mm/5/16"	PRO/ECR/WP9,20
13N10	Ceramic Cup	6	10mm/3/8"	PRO/ECR/WP9,20
13N11	Ceramic Cup	7	11mm/7/16"	PRO/ECR/WP9,20
13N12	Ceramic Cup	8	13mm/1/2"	PRO/ECR/WP9,20
13N13	Ceramic Cup	10	16mm/5/8"	PRO/ECR/WP9,20




Stock Code	Description	Size	Bore	Model
C 10N47L	Long Ceramic	7L	11mm/7/16"	PRO/ECR/WP17-26
10N48L	Long Ceramic	6L	10mm/3/8"	PRO/ECR/WP17-26
10N49L	Long Ceramic	5L	8mm/5/16"	PRO/ECR/WP17-26



Stock Code	Description	Size	Bore	Model
D 796F70	Long Ceramic	3L	5mm/3/16"	PRO/ECR/WP9,20
796F71	Long Ceramic	4L	6mm/1/4"	PRO/ECR/WP9,20
796F72	Long Ceramic	5L	8mm/5/16"	PRO/ECR/WP9,20
796F73	Long Ceramic	6L	10mm/3/8"	PRO/ECR/WP9,20

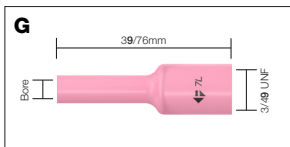


Stock Code	Description	Size	Bore	Model
E 796F74	Extra Long Ceramic	3XL	5mm/3/16"	PRO/ECR/WP9,20

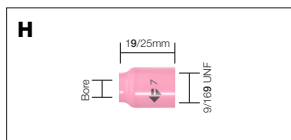


Stock Code	Description	Size	Bore	Model
F 796F75	Extra Long Ceramic	4XL	6mm/1/4"	PRO/ECR/WP9,20
796F76	Extra Long Ceramic	5XL	8mm/5/16"	PRO/ECR/WP9,20
796F77	Extra Long Ceramic	6XL	10mm/3/8"	PRO/ECR/WP9,20

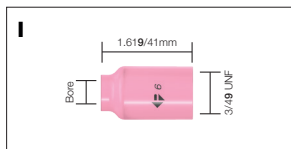
Gas Lens Ceramics



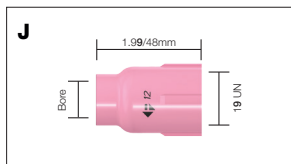
Stock Code	Description	Size	Bore	Model
G 54N15L	Long Gas Lens	7L	11mm/7/16"	PRO/ECR/WP17-26
54N16L	Long Gas Lens	6L	10mm/3/8"	PRO/ECR/WP17-26
54N17L	Long Gas Lens	5L	8mm/5/16"	PRO/ECR/WP17-26



Stock Code	Description	Size	Bore	Model
H 53N58	Gas Lens Cup	4	6mm/1/4"	PRO/ECR/WP9,20
53N59	Gas Lens Cup	5	8mm/5/16"	PRO/ECR/WP9,20
53N60	Gas Lens Cup	6	10mm/3/8"	PRO/ECR/WP9,20
53N61	Gas Lens Cup	7	11mm/7/16"	PRO/ECR/WP9,20
53N61-S	Gas Lens Cup	8	13mm/1/2"	PRO/ECR/WP9,20

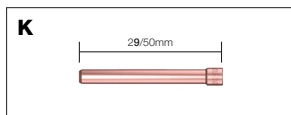


Stock Code	Description	Size	Bore	Model
I 54N14	Gas Lens Cup	8	13mm/1/2"	PRO/ECR/WP17-26
54N15	Gas Lens Cup	7	11mm/7/16"	PRO/ECR/WP17-26
54N16	Gas Lens Cup	6	10mm/3/8"	PRO/ECR/WP17-26
54N17	Gas Lens Cup	5	8mm/5/16"	PRO/ECR/WP17-26
54N18	Gas Lens Cup	4	6mm/1/4"	PRO/ECR/WP17-26
54N19	Gas Lens Cup	11	18mm/11/16"	PRO/ECR/WP17-26

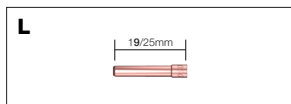


Stock Code	Description	Size	Bore	Model
J 53N87	Large Gas Lens	12	19mm/3/4"	PRO/ECR/WP9-26
53N88	Large Gas Lens	10	16mm/5/8"	PRO/ECR/WP9-26
57N75	Large Gas Lens	6	10mm/3/8"	PRO/ECR/WP9-26
57N74	Large Gas Lens	8	13mm/1/2"	PRO/ECR/WP9-26

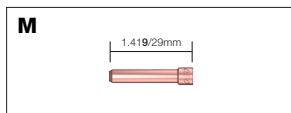
Collets



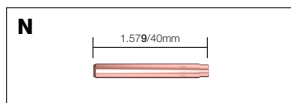
Stock Code	Description	Electrode Size	Model
K 10N21	Standard Collet	0.5 mm/.020"	PRO/ECR/WP17-26
10N22	Standard Collet	1.0 mm/.040"	PRO/ECR/WP17-26
10N23	Standard Collet	1.6 mm/1/16"	PRO/ECR/WP17-26
10N26	Standard Collet	2.0 mm/5/64"	PRO/ECR/WP17-26
10N24	Standard Collet	2.4 mm/3/32"	PRO/ECR/WP17-26
10N25	Standard Collet	3.2 mm/1/8"	PRO/ECR/WP17-26
54N20	Standard Collet	4.0 mm/5/32"	PRO/ECR/WP17-26



Stock Code	Description	Electrode Size	Model
L 13N20	Standard Collet	0.5 mm/.020"	PRO/ECR/WP9,20
13N21	Standard Collet	1.0 mm/.040"	PRO/ECR/WP9,20
13N22	Standard Collet	1.6 mm/1/16"	PRO/ECR/WP9,20
13N22M	Standard Collet	2.0 mm/5/64"	PRO/ECR/WP9,20
13N23	Standard Collet	2.4 mm/3/32"	PRO/ECR/WP9,20
13N24	Standard Collet	3.2 mm/1/8"	PRO/ECR/WP9,20

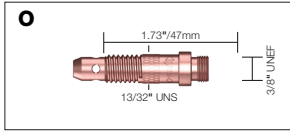


Stock Code	Description	Electrode Size	Model
M 10N21S	Stubby Collet	0.5 mm/.020"	PRO/ECR/WP17-26
10N22S	Stubby Collet	1.0 mm/.040"	PRO/ECR/WP17-26
10N23S	Stubby Collet	1.6 mm/1/16"	PRO/ECR/WP17-26
10N24S	Stubby Collet	2.4 mm/3/32"	PRO/ECR/WP17-26
10N25S	Stubby Collet	3.2 mm/1/8"	PRO/ECR/WP17-26

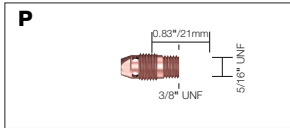


Stock Code	Description	Electrode Size	Model
N 13N22L	Large Gas Lens	1.6 mm/1/16"	PRO/ECR/WP9,20
13N23L	Large Gas Lens	2.4 mm/3/32"	PRO/ECR/WP9,20
13N24L	Large Gas Lens	3.2 mm/1/8"	PRO/ECR/WP9,20

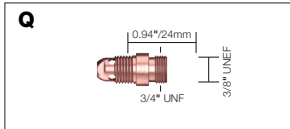
Collet Bodies



Stock Code	Description	Electrode Size	Model
O 10N29	Collet Body	0.5 mm/.020"	PRO/ECR/WP17-26
10N30	Collet Body	1.0 mm/.040"	PRO/ECR/WP17-26
10N31	Collet Body	1.6 mm/1/16"	PRO/ECR/WP17-26
10N31M	Collet Body	2.0 mm/5/64"	PRO/ECR/WP17-26
10N32	Collet Body	2.4 mm/3/32"	PRO/ECR/WP17-26
10N28	Collet Body	3.2 mm/1/8"	PRO/ECR/WP17-26
406488	Collet Body	4.0 mm/5/32"	PRO/ECR/WP17-26

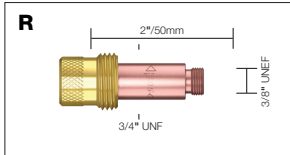


Stock Code	Description	Electrode Size	Model
P 13N25	Collet Body	0.5 mm/.020"	PRO/ECR/WP9,20
13N26	Collet Body	1.0 mm/.040"	PRO/ECR/WP9,20
13N27	Collet Body	1.6 mm/1/16"	PRO/ECR/WP9,20
13N27M	Collet Body	2.0 mm/5/64"	PRO/ECR/WP9,20
13N28	Collet Body	2.4 mm/3/32"	PRO/ECR/WP9,20
13N29	Collet Body	3.2 mm/1/8"	PRO/ECR/WP9,20

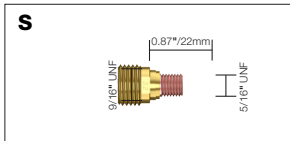


Stock Code	Description	Electrode Size	Model
Q 17CB20	Stubby Collet	0.5mm-3.2mm	PRO/ECR/WP17-26

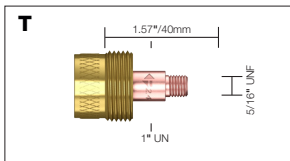
Gas Lens Bodies



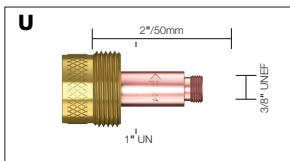
Stock Code	Description	Electrode Size	Model
R 45V29	Gas Lens Body	0.5 mm/.020"	PRO/ECR/WP17-26
45V24	Gas Lens Body	1.0 mm/.040"	PRO/ECR/WP17-26
45V25	Gas Lens Body	1.6 mm/1/16"	PRO/ECR/WP17-26
45V25M	Gas Lens Body	2.0 mm/5/64"	PRO/ECR/WP17-26
45V26	Gas Lens Body	2.4 mm/3/32"	PRO/ECR/WP17-26
45V27	Gas Lens Body	3.2 mm/1/8"	PRO/ECR/WP17-26
45V28	Gas Lens Body	4.0 mm/5/32"	PRO/ECR/WP17-26



Stock Code	Description	Electrode Size	Model
S 45V41	Gas Lens Body	0.5 mm/.020"	PRO/ECR/WP9,20
45V42	Gas Lens Body	1.0 mm/.040"	PRO/ECR/WP9,20
45V43	Gas Lens Body	1.6 mm/1/16"	PRO/ECR/WP9,20
45V43M	Gas Lens Body	2.0 mm/5/64"	PRO/ECR/WP9,20
45V44	Gas Lens Body	2.4 mm/3/32"	PRO/ECR/WP9,20
45V45	Gas Lens Body	3.2 mm/1/8"	PRO/ECR/WP9,20



Stock Code	Description	Electrode Size	Model
T 45V116S	Large Diameter	1.6 mm/1/16"	PRO/ECR/WP9,20,24
45V64S	Large Diameter	2.4 mm/3/32"	PRO/ECR/WP9,20,24

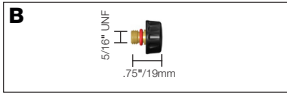


Stock Code	Description	Electrode Size	Model
U 45V116	Large Diameter	1.6 mm/1/16"	PRO/ECR/WP17-26
45V63	Large Diameter	4.0 mm/5/32"	PRO/ECR/WP17-26
45V64	Large Diameter	2.4 mm/3/32"	PRO/ECR/WP17-26
995795	Large Diameter	3.2 mm/1/8"	PRO/ECR/WP17-26

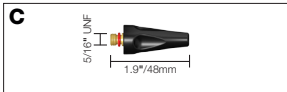
Back Caps



Stock Code	Description	Model	Colour
A PRO41V24	Back Cap Long	PRO/ECR/WP9,20	Black
41V24	Back Cap Long	PRO/ECR/WP9,20	Black



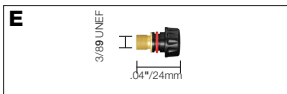
Stock Code	Description	Model	Colour
B PRO41V33	Back Cap Short	PRO/ECR/WP9,20	Black
41V33	Back Cap Short	PRO/ECR/WP9,20	Black



Stock Code	Description	Model	Colour
C PRO41V35	Back Cap Medium	PRO/ECR/WP9,20	Black
41V35	Back Cap Medium	PRO/ECR/WP9,20	Black

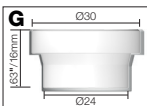
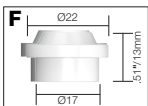
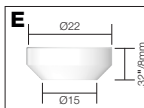
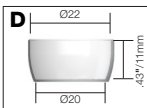
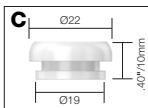
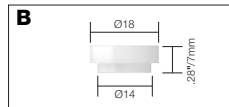
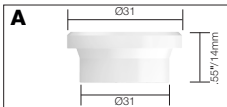


Stock Code	Description	Model	Colour
D PRO57Y02	Back Cap Long	PRO/ECR/WP17-26	Black
57Y02	Back Cap Long	PRO/ECR/WP17-26	Black



Stock Code	Description	Model	Colour
E PRO57Y04	Back Cap Short	PRO/ECR/WP17-26	Black
57Y04	Back Cap Short	PRO/ECR/WP17-26	Black

Insulators



Stock Code	Description	Model
A 54N63-20	Insulator Large Diameter Gas Lens	PRO/ECR/WP9,20
B 598882	Cup Gasket	PRO/ECR/WP9,20
C 18-7	Rear Head Insert	PRO/ECR/WP17-26
D 18CG	Cup Gasket	PRO/ECR/WP17-26
E 18CG20	Cup Gasket for Stubby Collet Body	PRO/ECR/WP17-26
F 54N01	Gas Lens Insulator (use with 18CG)	PRO/ECR/WP17-26
G 54N63	Insulator Large Diameter Gas Lens (use with 18CG)	PRO/ECR/WP17-26

**PRO-GRIP MAX® TIG
COMPATIBLE
TORCH PACKAGES**

Pro-Grip Max® TIG Features & Benefits

Torch Heads Lightweight and Durable

- Manufacture with high temperature resistant silicone rubber insulation.
- All copper components ensure cooler running temperatures and maximum current capacity.

Front End Consumables Extensive Range

- Front end consumables are manufactured to the highest specifications.

Trigger Switches Plug and Play™ Technology

- Located in a neutral finger position
- Switches can be changed within 5 seconds allowing lower inventory levels and an infinite degree of flexibility at point of sale.
- 7 Different switch options to suit every application.

Knuckle Joint Improved Manoeuvrability

- Positioning of the torch is made easier by the combination of knuckle joints and a flexible leather section that covers the first metre of the torch immediately behind the handle.

Pro-Grip® Handle System Ergonomically Superior

- Integrated dual soft grips ensure the handle remains in place with minimal grip pressure

A range of cable plugs is available to suit the majority of machines

Cable Systems

- Optimum cable performance and flexibility is guaranteed through the exclusive use of overbraided power cables.
- Switch leads are shielded as standard to ensure minimal interference and maximum machine protection.

Quality Standards

All torches are rigorously tested using computerised and automated test equipment at the design stage through to production. All our components pass rigorous quality control checks prior to assembly. All torches are designed to be tough and damage resistant and comply with EN60974-7.



Pro-Grip Max® Switch Configuration

Two sizes of ergonomic handles are utilised for the entire range.

Features include soft grips, knuckle joints and 'plug and play' switch interchangeability.

Each torch is fitted with a 5 way socket in the handle into which a wide range of switch options can be simply and rapidly interchanged.

Torch packages are supplied with a momentary switch as standard. Alternative switches must be specified at time of ordering.

Replacement switch kits include complete switch assembly and retaining cover.



Stock Code	Description
PRO1MS	Momentary Kit (fitted as standard)



Stock Code	Description
PRO2MS	2 Button Momentary Kit



Stock Code	Description
PRO3MS	3 Button Momentary Kit



Stock Code	Description
PRO4MS	4 Button Rocker Momentary
PRO4LMS	4 Button Rocker Momentary for Lorch®




Stock Code	Description
PRO1MS-1	1 Button Momentary Kit+ 1K Potentiometer
PRO1MS-5	1 Button Momentary Kit+ 5K Potentiometer
PRO1MS-10	1 Button Momentary Kit+ 10K Potentiometer
PRO1MS-25	1 Button Momentary Kit+ 25K Potentiometer



Stock Code	Description
PRO1MS-1L	1 Button Latching Kit+ 1K Potentiometer (Miller®)
PRO1MS-5L	1 Button Latching Kit+ 5K Potentiometer
PRO1MS-10L	1 Button Latching Kit+ 10K Potentiometer
PRO1MS-25L	1 Button Latching Kit+ 25K Potentiometer



Stock Code	Description
PRO1LS	Momentary Button with Lever Kit



Stock Code	Description
PROBK	Blank Kit - No Trigger

All Registered Trademarks listed are the property of their respective manufacturer. Reference to the original manufacturer is for reference only.

How to Order your Pro-Grip Max® TIG Torch



Ordering Information

Due to the extensive range of options please choose from the following when ordering your Parweld Pro-Grip Max® TIG torch;

1. Select the model of torch head
2. Select the length of cable required
3. Select the switch required
4. Select the correct cable termination required
5. Add a Cable Plug if required

Example:- PRO18FX-25S1BW2

PRO18FX Pro-Grip® Torch x 25ft with momentary switch, 3/8 BSP fittings and 5 pin Amphenol Plug.

1. Torch Head

Stock Code	Description
PRO9	Torch Head Air Cooled 125A DC
PRO9FXL	Torch Head Flexible Air Cooled 125A DC
PRO17	Torch Head Air Cooled 150A DC
PRO17FX	Torch Head Flexible Air Cooled 150A DC
PRO18	Torch Head Water Cooled 350A DC
PRO18FX	Torch Head Flexible Water Cooled 350A DC
PRO18SC	Torch Head Water Cooled 400A DC
PRO20	Torch Head Water Cooled 250A DC
PRO20FXL	Torch Head Flexible Water Cooled 250A DC
PRO26	Torch Head Air Cooled 200A DC
PRO26FX	Torch Head Flexible Air Cooled 200A DC

2. Cable Length

Stock Code	Description
12	12.5ft Cables (4m) c/w Leather Cover, Neoprene Sheath
25	25ft Cables (8m) c/w Leather Cover, Neoprene Sheath


3. Switch Option

Stock Code	Description
S1	Momentary Switch
S1L	Momentary Switch & Lever
S2	2 Button Momentary
S3	3 Button Momentary
S4	4 Button Rocker Momentary
S4L	4 Button Momentary Rocker Lorch®
1K	1 Button Momentary +1K Potentiometer
2K	1 Button Momentary +5K Potentiometer
3K	1 Button Momentary +10K Potentiometer
4K	1 Button Momentary +25K Potentiometer
1KL	1 Button Latching +1K Potentiometer
2KL	1 Button Latching +5K Potentiometer
3KL	1 Button Latching +10K Potentiometer
4KL	1 Button Latching +25K Potentiometer
N	Blank

4. Cable Plug

























Stock Code	Description
0	2 Pin Amphenol Plug
1	4 Pin Amphenol Plug
2	5 Pin Amphenol Plug
3	6 Pin Amphenol Plug
4	14 Pin Amphenol Plug
5	6 Pin Harting® Plug
6	8 Pin Thermal Plug
7	3 Pin Tuchel Plug
8	9 Pin Tuchel Plug
9	5 Pin Tuchel Plug
10	12 Pin Bundy® Plug
11	7 Pin Migatronic® Plug
12	2 Pin XTI-180 Inverter Plug
14	5 Pin XTI-200 Inverter Plug
16	5 Pin Amphenol Plug Lincoln®
17	7 Pin Tuchel Plug
18	14 Pin Parweld XTT 202, 303 Plug
19	5 Pin Parweld XTT182 200/250 Plug
20	3 Pin Parweld XTI601MP Plug
21	2 Pin ESAB® Push In Plug
23	3 Pin Plug – GYS® and Newarc®
24	5 Pin Plug – GYS® Remote Current
25	7 Pin Kemppi® Plug
26	14 Pin ESAB® Plug
27	6 Pin Miller® Plug
28	7 Pin Parweld Plug
29	7 Pin Inverter Fusion® Plug
31	3 Pin XLR Plug Newarc® and TecArc® Plug
32	7 Pin Plug JIS-C®
33	4mm Pin Plug

Composite TGC TIG Cable Terminations





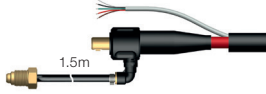



- Moulded housing ensures tidy cables
- Tapered TPE hose supports
- Cable set strain relief
- Multiple configurations to suit most power sources







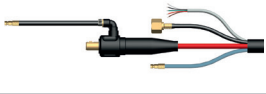





Note: All Registered Trademarks listed are the property of their respective manufacturer. Reference to the original manufacturer is for reference only.

5 Air Cooled Cable Terminations				
Description	Standard End		TGC	
	Stock Code	Drawing	Stock Code	TGC Drawing
Single 3/8" BSP Connection	BG		TGC-BG	
Central Connector	EG		TGC-EG	
WTG Connector	WG		TGC-WG	
L-TEC® Euro Connection	LG		TGC-LG	
Large Dinse on Power 3/8" BSP on Gas	BD		TGC-BD	
Small Dinse on Power 3/8" BSP on Gas	BSD		TGC-BSD	
Large Dinse on Power M10 on Gas	BDM10		TGC-BDM10	
Large Dinse on Power M12 on Gas	BDM12		TGC-BDM12	
Migatronic® Connections	MG		TGC-MG	
Lincoln® Invertec Connections (Large Dinse)	LNG		TGC-LNG	
Lincoln® Invertec Connections (Small Dinse)	LNGS		TGC-LNGS	
EWM® Connections (Large Dinse)	EMG		TGC-EMG	





















5 Air Cooled Cable Terminations				
Description	Standard End		TGC	
	Stock Code	Drawing	Stock Code	TGC Drawing
EWM® Connections (Small Dinse)	E2G		TGC-E2G	
Kemppi® Connection	KG		TGC-KG	
Dinse through Gas Connector 35-50mm	TG		TGC-TG	
SAF® through Gas Connector 35-50mm	SG		TGC-SG	
Fronius® Connection	FRG		TGC-FRG	
ESAB® OKC Connections (Large Dinse)	ESG		TGC-ESG	
ESAB® OKC Connections (Small Dinse)	EXG		TGC-EXG	
Multiprocess Euro Connection	MPG		TGC-MPG	
Lorch® Connections	LRG		TGC-LRG	
Large Dinse on Power 9mm QF on Gas	DQF		TGC-BQ	
5/8"UNF RH Gas/Power	UN		TGC-UN	

Note: All Registered Trademarks listed are the property of their respective manufacturer. Reference to the original manufacturer is for reference only.






5 Air Cooled Cable Terminations				
Description	Standard End		TGC	
	Stock Code	Drawing	Stock Code	TGC Drawing
Large Dinse on Power, 5/8" UNF RH Male on Gas	UD		TGC-UD	
Large Dinse on Power 1.5m and Gas Hose, 5/8" UNF RH Male	UDL		TGC-UDL	
3/8" UNF RH male	A		N/A	N/A
Lug on power, 5/8" UNF RH male on gas	US		N/A	N/A

5 Water Cooled Cable Terminations				
Description	Standard End		TGC	
	Stock Code	Drawing	Stock Code	TGC Drawing
3/8" BSP On Water, Gas, Power	BW		TGC-BW	
Central Connector	EW		TGC-EW	
Large Dinse on Power QF on Water In/ Out, 3/8BSP on Gas	DQ		TGC-DQ	
Large Dinse on Power QF on Water In/ Out, M12 on Gas	DQM12		TGC-DQM12	
WTW Connector	WW		TGC-WW	
L-TEC® Euro	LW		TGC-LW	

Note: All Registered Trademarks listed are the property of their respective manufacturer. Reference to the original manufacturer is for reference only.

5 Water Cooled Cable Terminations				
Description	Standard End		TGC	
	Stock Code	Drawing	Stock Code	TGC Drawing
Migatronic® Connections	MW		TGC-MW	
Lincoln® Invertec Connections (Large Dinse)	LNW		TGC-LNW	
EWM® Connections	EMW		TGC-EMW	
Large Dinse 1/4 Gas, 3/8 on Water In/Out	EBW		TGC-EBW	
Dinse through Gas Connector, QF on Water In/Out	N/A	N/A	TGC-TW	
ESAB® OKC Connections	ESW		TGC-ESW	
Lorch® Connections	LRW		TGC-LRW	
Kemppi® Connection	N/A	N/A	TGC-KW	
Large Dinse on Power 9mm QF on Water In/Out QF on Gas	DQQ		TGC-DQQ	
Large Dinse on Power, 5/8" UNF LH on Water In/Out, 5/8" UNF RH Male on Gas	UE		TGC-UE	
7/8" UNF LH Male on Power, 5/8" UNF RH Male on Gas, 5/8" UNF LH Male on Water	UW		TGC-UW	

Note: All Registered Trademarks listed are the property of their respective manufacturer. Reference to the original manufacturer is for reference only.

5 Water Cooled Cable Terminations				
Description	Standard End		TGC	
	Stock Code	Drawing	Stock Code	TGC Drawing
5/8UNF RH Gas/power, QF Water In/Out	N/A	N/A	TGC-UNW	
Large Dinse on power , 5/8UNF RH Gas, QF Water In/Out	UDW		TGC-UE	
3/8" Power and Water, 1/4"BSP on Gas	KOW		TGC-KW3	

Pro-Grip Max® Handle System

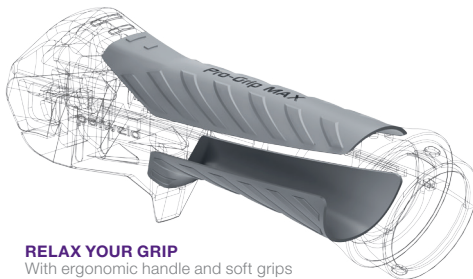
DESIGNED WITH THE USER IN MIND

ERGONOMIC DESIGN
GREATER EFFICIENCY
IMPROVED PERFORMANCE
REDUCED FATIGUE
INCREASED PRODUCTIVITY



REDUCED REACH
Improving comfort.

MAXIMUM COMFORT
With neutral wrist position.



RELAX YOUR GRIP
With ergonomic handle and soft grips



NOT JUST MIG
Pro-Grip Max is available for TIG and Plasma torches.

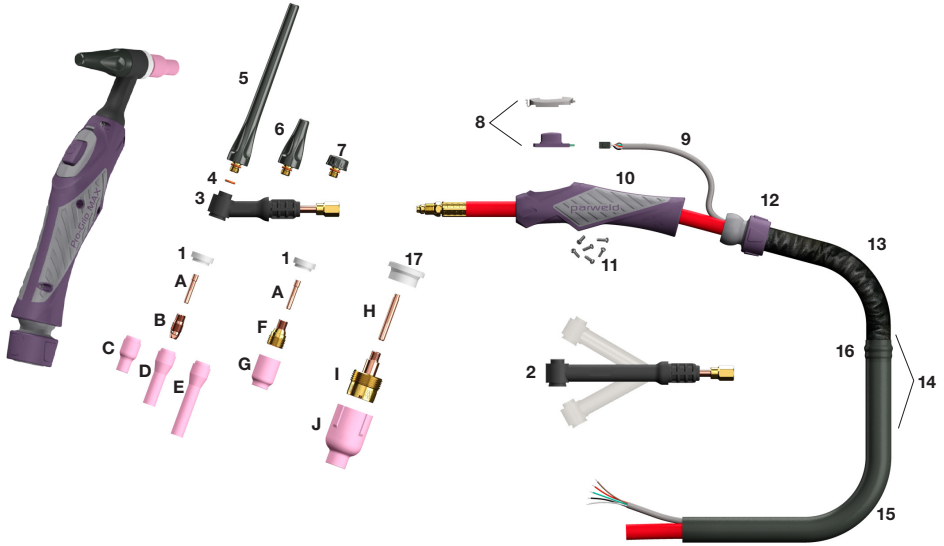
FLEXIBILITY
Ball joint and tapered support give balance and control.

Note: All Registered Trademarks listed are the property of their respective manufacturer. Reference to the original manufacturer is for reference only.

PRO9

Air Cooled Pro-Grip® Max TIG Welding Torch

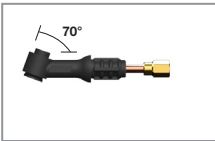
125A DC, 100A AC @ 60% Duty Cycle, EN60974-7 .020"-3/32" / 0.5mm to 2.4mm Electrodes



PRO9 and PRO9FXL

Rating: 125A DC, 100A AC .020" to 3/32" (0.5mm-2.4mm) electrode.
Parts are interchangeable with the PRO20, PRO20FXL models.

PRO9



PRO9FXL



Technical Specification

Weight (Head Only)	3oz	85g
Torch Head Length – PRO9	2"	53mm
Torch Head Length – PRO9FXL	3.5"	91mm
Head Thread Size – PRO9/9FXL	5/16" UNF	

Standard Collet

Stock Code	Description
A 13N20	Collet .020"/0.5mm Bore
13N21	Collet .040"/1.0mm Bore
13N22	Collet 1/16"/1.6mm Bore
13N22M	Collet 5/64"/2.0mm Bore
13N23	Collet 3/32"/2.4mm Bore

Standard Collet Body

Stock Code	Description
B 13N25	Collet Body .020"/0.5mm Bore
13N26	Collet Body .040"/1.0mm Bore
13N27	Collet Body 1/16"/1.6mm Bore
13N27M	Collet Body 5/64"/2.0mm Bore
13N28	Collet Body 3/32"/2.4mm Bore

Stubby Ceramic Cup

Stock Code	Description
C 13N08	Ceramic Cup 1/4"/6mm Bore
13N09	Ceramic Cup 5/16"/8mm Bore
13N10	Ceramic Cup 3/8"/10mm Bore
13N11	Ceramic Cup 7/16"/11mm Bore
13N12	Ceramic Cup 1/2"/13mm Bore
13N13	Ceramic Cup 5/8"/16mm Bore

Long Ceramic Cup

Stock Code	Description
D 796F70	Long Ceramic Cup 3/16"/5mm Bore
796F71	Long Ceramic Cup 1/4"/6mm Bore
796F72	Long Ceramic Cup 5/16"/8mm Bore
796F73	Long Ceramic Cup 3/8"/10mm Bore

Extra Long Ceramic Cup

Stock Code	Description
E 796F74	Extra Long Ceramic Cup 3/16"/5mm Bore
796F75	Extra Long Ceramic Cup 1/4"/6mm Bore
796F76	Extra Long Ceramic Cup 5/16"/8mm Bore
796F77	Extra Long Ceramic Cup 3/8"/10mm Bore

Standard Gas Lens Body

Stock Code	Description
F 45V41	Gas Lens Body .020"/0.5mm Bore
45V42	Gas Lens Body .040"/1.0mm Bore
45V43	Gas Lens Body 1/16"/1.6mm Bore

Standard Gas Lens Cup

Stock Code	Description
G 53N58	Gas Lens Cup 1/4"/6mm Bore
53N59	Gas Lens Cup 5/16"/8mm Bore
53N60	Gas Lens Cup 3/8"/10mm Bore
53N61	Gas Lens Cup 7/16"/11mm Bore
53N61-S	Gas Lens Cup 1/2"/13mm Bore

Large Diameter Gas Lens Collet

Stock Code	Description
H 13N22L	Large Diameter Gas Lens Collet 1/16"/1.6mm
13N23L	Large Diameter Gas Lens Collet 3/32"/2.4mm

Large Diameter Gas Lens Body

Stock Code	Description
I 45V116S	Large Diameter Gas Lens Body 1/16"/1.6mm Bore
45V64S	Large Diameter Gas Lens Body 3/32"/2.4mm Bore

Large Diameter Gas Lens Cup

Stock Code	Description
J 57N75	Large Diameter Gas Lens Cup 3/8"/10mm Bore
57N74	Large Diameter Gas Lens Cup 1/2"/13mm Bore
53N88	Large Diameter Gas Lens Cup 5/8"/16mm Bore
53N87	Large Diameter Gas Lens Cup 3/4"/19mm Bore

Components

Stock Code	Description
1 598882	Cup Gasket
2 PRO9FXL	Torch Body Flexible
3 PRO9	Torch Body
4 98W77	Back Cap 'O' Ring
5 PRO41V24	Pro-Grip® Back Cap Long
6 PRO41V35	Pro-Grip® Back Cap Medium
7 PRO41V33	Pro-Grip® Back Cap Short
8 PRO1MS	Momentary Switch Kit (Fitted as standard)
9 PROSWL4	Switch Lead x 4m (12.5ft)
PROSWL8	Switch Lead x 8m (25ft)
10 PROH100	Pro-Grip® TIG Handle Small
11 PROSP	Screw Pack
12 PROKJ100	Knuckle Joint c/w Lock Nut
13 PROLC100-08	Leather Cover x .8m (2.6ft)
14 PROCO100-40	Complete Cover Assembly x 4m (12.5ft)
PROCO100-80	Complete Cover Assembly x 8m (25ft)
15 PRONC32	Neoprene Cover x 3.2m (10.5ft)
PRONC72	Neoprene Cover x 7.2m (23.6ft)
16 PROJ100	Jointing Repair Kit
17 54N63-20	Insulator Large Diameter Gas Lens

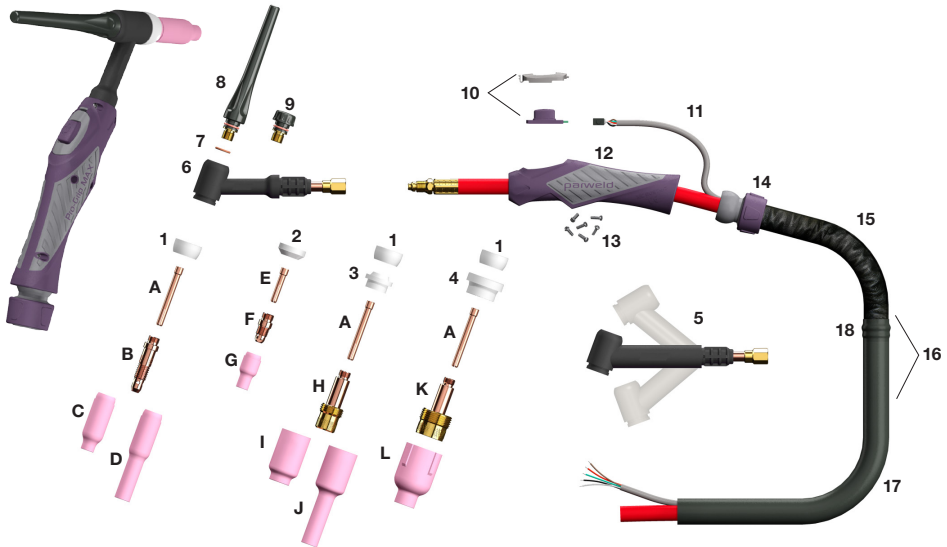
©All rights reserved.

No part of this publication maybe reproduced, stored in retrieval system or transmitted by any means, electronic, mechanical, photocopying or otherwise without the prior permission of ©Parweld™ the copyright holder.

PRO17

Air Cooled Pro-Grip Max® TIG Welding Torch

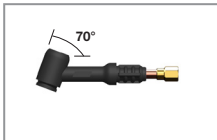
150A DC, 115A AC @ 60% Duty Cycle, EN60974-7 .040" - 1/8" / 0.5mm to 3.2mm Electrodes



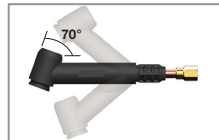
PRO17 and PRO17FX

Rating: 150A DC, 115A AC .020" to 3/32" (0.5mm-2.4mm) electrode.
Parts interchange with PRO18, PRO18FX, PRO26 and PRO26FX models.

PRO17



PRO17FX



Technical Specification

Weight (Head Only)	6oz	170g
Torch Head Length – PRO17	3"	76mm
Torch Head Length – PRO17FX	3 3/4"	97mm
Head Thread Size – PRO17/17FX	3/8"-32 UNEF	

©All rights reserved.

No part of this publication may be reproduced, stored in retrieval system or transmitted by any means, electronic, mechanical, photocopying or otherwise without the prior permission of ©Parweld™ the copyright holder.

Standard Collet

Stock Code	Description
A 10N21	Collet .020"/0.5mm Bore
10N22	Collet .040"/1.0mm Bore
10N23	Collet 1/16"/1.6mm Bore
10N24	Collet 3/32"/2.4mm Bore
10N25	Collet 1/8"/3.2mm Bore
54N20	Collet 5/32"/4.0mm Bore

Standard Collet Body

Stock Code	Description
B 10N29	Collet Body .020"/0.5mm Bore
10N30	Collet Body .040"/1.0mm Bore
10N31	Collet Body 1/16"/1.6mm Bore
10N32	Collet Body 3/32"/2.4mm Bore
10N28	Collet Body 1/8"/3.2mm Bore
406488	Collet Body 5/32"/4.0mm Bore

Standard Ceramic Cup

Stock Code	Description
C 10N50	Ceramic Cup 1/4"/6mm Bore
10N49	Ceramic Cup 5/16"/8mm Bore
10N48	Ceramic Cup 3/8"/10mm Bore
10N47	Ceramic Cup 7/16"/11mm Bore
10N46	Ceramic Cup 1/2"/13mm Bore
10N45	Ceramic Cup 5/8"/16mm Bore
10N44	Ceramic Cup 3/4"/19mm Bore

Long Ceramic Cup

Stock Code	Description
D 10N49L	Long Ceramic Cup 5/16"/8mm Bore
10N48L	Long Ceramic Cup 3/8"/10mm Bore
10N47L	Long Ceramic Cup 7/16"/11mm Bore

Stubby Collet

Stock Code	Description
E 10N21S	Stubby Collet .020"/0.5mm Bore
10N22S	Stubby Collet .040"/1.0mm Bore
10N23S	Stubby Collet 1/16"/1.6mm Bore
10N24S	Stubby Collet 3/32"/2.4mm Bore
10N25S	Stubby Collet 1/8"/3.2mm Bore

Stubby Collet Body

Stock Code	Description
F 17CB20	Stubby Collet Body .020"-1/8"/0.5-3.2mm Bore

Stubby Ceramic Cup

Stock Code	Description
G 13N08	Ceramic Cup 1/4"/6mm Bore
13N09	Ceramic Cup 5/16"/8mm Bore
13N10	Ceramic Cup 3/8"/10mm Bore
13N11	Ceramic Cup 7/16"/11mm Bore
13N12	Ceramic Cup 1/2"/13mm Bore
13N13	Ceramic Cup 5/8"/16mm Bore

Standard Gas Lens Body

Stock Code	Description
H 45V25	Gas Lens Body 1/16"/1.6mm Bore
45V26	Gas Lens Body 3/32"/2.4mm Bore
45V27	Gas Lens Body 1/8"/3.2mm Bore
45V28	Gas Lens Body 5/32"/4.0mm Bore

Standard Gas Lens Cup

Stock Code	Description
I 54N17	Gas Lens Cup 5/16"/8mm Bore
54N16	Gas Lens Cup 3/8"/10mm Bore
54N15	Gas Lens Cup 7/16"/11mm Bore
54N14	Gas Lens Cup 1/2"/13mm Bore
54N19	Gas Lens Cup 1 1/16"/18mm Bore

Long Gas Lens Cup

Stock Code	Description
J 54N17L	Long Gas Lens Cup 5/16"/8mm Bore
54N16L	Long Gas Lens Cup 3/8"/10mm Bore
54N15L	Long Gas Lens Cup 7/16"/11mm Bore

Large Diameter Gas Lens Body

Stock Code	Description
K 45V116	Large Diameter Gas Lens Body 1/16"/1.6mm Bore
45V64	Large Diameter Gas Lens Body 3/32"/2.4mm Bore
45V63	Large Diameter Gas Lens Body 5/32"/4.0mm Bore
995795	Large Diameter Gas Lens Body 1/8"/3.2mm Bore

Large Diameter Gas Lens Cup

Stock Code	Description
L 57N75	Large Diameter Gas Lens Cup 3/8"/10mm Bore
57N74	Large Diameter Gas Lens Cup 1/2"/13mm Bore
53N88	Large Diameter Gas Lens Cup 5/8"/16mm Bore
53N87	Large Diameter Gas Lens Cup 3/4"/19mm Bore

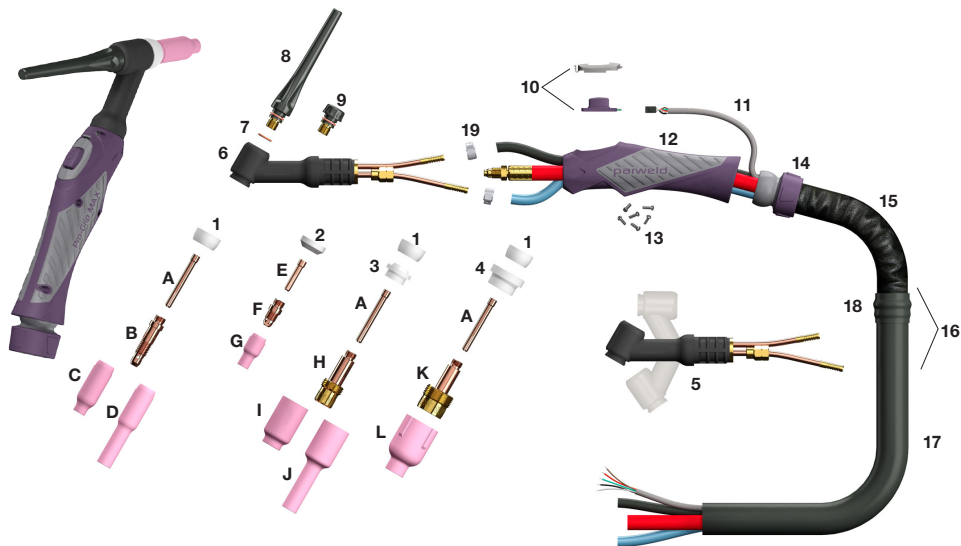
Components

Stock Code	Description
1 18CG	Cup Gasket
2 18CG20	Cup Gasket
3 54N01	Gas Lens Insulator (Use with 18CG)
4 54N63	Insulator Large Diameter Gas Lens (Use with 18CG)
5 PRO17FX	Torch Head Flexible
6 PRO17	Torch Body Angled With Gasket
7 98W18	Back Cap 'O' Ring
8 PRO57Y02	Pro-Grip® Back Cap Long
9 PRO57Y04	Pro-Grip® Back Cap Short
10 PRO1MS	Momentary Switch Kit (Fitted as standard)
11 PROSWL4	Switch Lead x 4m (12.5ft)
PROSWL8	Switch Lead x 8m (25ft)
12 PROH100	Pro-Grip® TIG Handle Small
13 PROSP	Screw Pack
14 PROKJ100	Knuckle Joint c/w Lock Nut
15 PROLC100-08	Leather Cover x .8m (2.6ft)
16 PROCO100-40	Complete Cover Assembly x 4m (12.5ft)
PROCO100-80	Complete Cover Assembly x 8m (25ft)
17 PRONC32	Neoprene Cover x 3.2m (10.5ft)
PRONC72	Neoprene Cover x 7.2m (23.6ft)
18 PROJ100	Jointing Repair Kit

PRO18

Water Cooled Pro-Grip Max® TIG Welding Torch

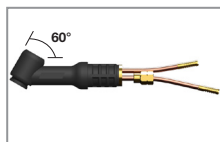
350A DC, 260A AC @ 100% Duty Cycle, EN60974-7 .020"-5/32" / 0.5mm to 4.0mm Electrodes




PRO18 and PRO18FX

Rating: 350A DC, 260A AC .020" to 5/32" (0.5mm-4.0mm) electrode.
Parts interchangeable with PRO17, PRO17FX, PRO26 and PRO26FX models.

PRO18



PRO18FX



Technical Specification

Weight (Head Only)	7oz	200g
Torch Head Length – PRO18	2½"	64mm
Torch Head Length – PRO18FX	2½"	64mm
Head Thread Size – PRO18/18FX	3/8"-32	UNEF

©All rights reserved.

No part of this publication may be reproduced, stored in retrieval system or transmitted by any means, electronic, mechanical, photocopying or otherwise without the prior permission of ©Parweld™ the copyright holder.

Standard Collet

Stock Code	Description
A 10N21	Collet .020"/0.5mm Bore
10N22	Collet .040"/1.0mm Bore
10N23	Collet 1/16"/1.6mm Bore
10N24	Collet 3/32"/2.4mm Bore
10N25	Collet 1/8"/3.2mm Bore
54N20	Collet 5/32"/4.0mm Bore

Standard Collet Body

Stock Code	Description
B 10N29	Collet Body .020"/0.5mm Bore
10N30	Collet Body .040"/1.0mm Bore
10N31	Collet Body 1/16"/1.6mm Bore
10N31M	Collet Body 5/64"/2.0mm Bore
10N32	Collet Body 3/32"/2.4mm Bore
10N28	Collet Body 1/8"/3.2mm Bore
406488	Collet Body 5/32"/4.0mm Bore

Standard Ceramic Cup

Stock Code	Description
C 10N50	Ceramic Cup 1/4"/6mm Bore
10N49	Ceramic Cup 5/16"/8mm Bore
10N48	Ceramic Cup 3/8"/10mm Bore
10N47	Ceramic Cup 7/16"/11mm Bore
10N46	Ceramic Cup 1/2"/13mm Bore
10N45	Ceramic Cup 5/8"/16mm Bore
10N44	Ceramic Cup 3/4"/19mm Bore

Long Ceramic Cup

Stock Code	Description
D 10N49L	Long Ceramic Cup 5/16"/8mm Bore
10N48L	Long Ceramic Cup 3/8"/10mm Bore
10N47L	Long Ceramic Cup 7/16"/11mm Bore

Stubby Collet

Stock Code	Description
E 10N21S	Stubby Collet .020"/0.5mm Bore
10N22S	Stubby Collet .040"/1.0mm Bore
10N23S	Stubby Collet 1/16"/1.6mm Bore
10N24S	Stubby Collet 3/32"/2.4mm Bore
10N25S	Stubby Collet 1/8"/3.2mm Bore

Stubby Collet Body

Stock Code	Description
F 17CB20	Stubby Collet Body .020"-1/8"/0.5-3.2mm Bore

Stubby Ceramic Cup

Stock Code	Description
G 13N08	Ceramic Cup 1/4"/6mm Bore
13N09	Ceramic Cup 5/16"/8mm Bore
13N10	Ceramic Cup 3/8"/10mm Bore
13N11	Ceramic Cup 7/16"/11mm Bore
13N12	Ceramic Cup 1/2"/13mm Bore
13N13	Ceramic Cup 5/8"/16mm Bore

Standard Gas Lens Body

Stock Code	Description
H 45V24	Gas Lens Body .040"/1.0mm Bore
45V25	Gas Lens Body 1/16"/1.6mm Bore
45V26	Gas Lens Body 3/32"/2.4mm Bore
45V27	Gas Lens Body 1/8"/3.2mm Bore
45V28	Gas Lens Body 5/32"/4.0mm Bore

Standard Gas Lens Cup

Stock Code	Description
I 54N17	Gas Lens Cup 5/16"/8mm Bore
54N16	Gas Lens Cup 3/8"/10mm Bore
54N15	Gas Lens Cup 7/16"/11mm Bore
54N14	Gas Lens Cup 1/2"/13mm Bore
54N19	Gas Lens Cup 1 1/16"/18mm Bore

Long Gas Lens Cup

Stock Code	Description
J 54N17L	Long Gas Lens Cup 5/16"/8mm Bore
54N16L	Long Gas Lens Cup 3/8"/10mm Bore
54N15L	Long Gas Lens Cup 7/16"/11mm Bore

Large Diameter Gas Lens Body

Stock Code	Description
K 45V116	Large Diameter Gas Lens Body 1/16"/1.6mm Bore
45V64	Large Diameter Gas Lens Body 3/32"/2.4mm Bore
995795	Large Diameter Gas Lens Body 1/8"/3.2mm Bore

Large Diameter Gas Lens Cup

Stock Code	Description
L 57N75	Large Diameter Gas Lens Cup 3/8"/10mm Bore
57N74	Large Diameter Gas Lens Cup 1/2"/13mm Bore
53N87	Large Diameter Gas Lens Cup 3/4"/19mm Bore

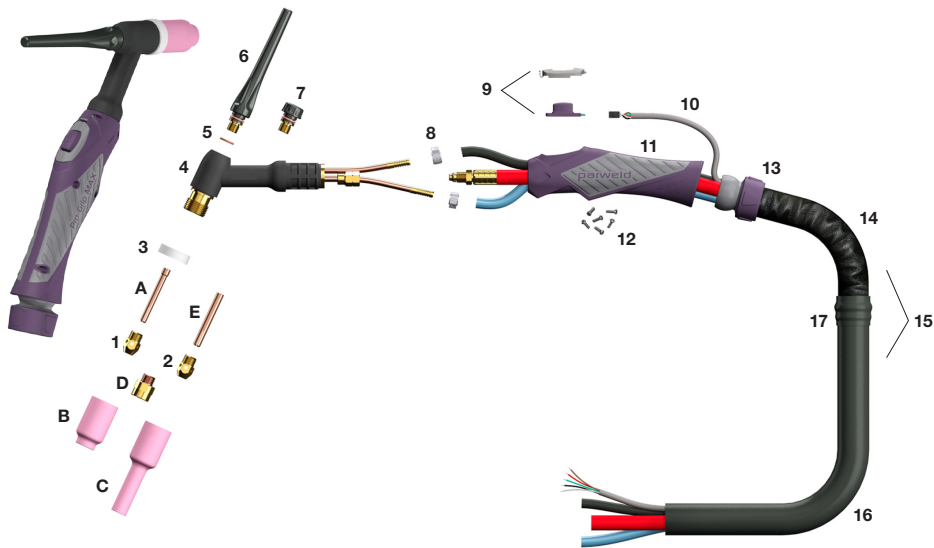
Components

Stock Code	Description
1 18CG	Cup Gasket
2 18CG20	Cup Gasket (For Stubby Collet Body)
3 54N01	Gas Lens Insulator (Use with 18CG)
4 54N63	Insulator Large Diameter Gas Lens (Use with 18CG)
5 PRO18FX	Torch Head Flexible
6 PRO18	Torch Head including Cup Gasket
7 98W18	Back Cap 'O' Ring
8 PRO57Y02	Pro-Grip® Back Cap Long
9 PRO57Y04	Pro-Grip® Back Cap Short
10 PRO1MS	Momentary Switch Kit (Fitted as standard)
11 PROSWL4	Switch Lead x 4m (12.5ft)
PROSWL8	Switch Lead x 8m (25ft)
12 PROH200	Pro-Grip® TIG Handle Large
13 PROSP	Screw Pack
14 PROKJ200	Knuckle Joint c/w Lock Nut
15 PROLC200-08	Leather Cover x .8m (2.6ft)
16 PROCO200-40	Complete Cover Assembly x 4m (12.5ft)
PROCO200-80	Complete Cover Assembly x 8m (25ft)
17 PRONC32	Neoprene Cover x 3.2m (10.5ft)
PRONC72	Neoprene Cover x 7.2m (23.6ft)
18 PROJK200	Jointing Repair Kit
19 B5024	Water Hose Clamp 9.5mm Bore

PRO18SC

Water Cooled Pro-Grip Max® TIG Welding Torch

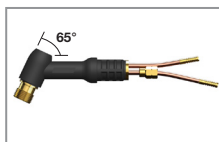
400A DC, 300A AC @ 100% Duty Cycle, EN60974-7 .020"-3/16" / 0.5mm to 4.8mm Electrodes



PRO18SC

Rating: 400A DC, 300A AC .020" to 3/16" (0.5mm-5.0mm) electrode.

PRO18SC



Technical Specification

Weight (Head Only)	8oz	226g
Torch Head Length – PRO18SC	2¾"	71mm
Head Thread Size – PRO18SC	3/8"-32 UNEF	

©All rights reserved.

No part of this publication may be reproduced, stored in retrieval system or transmitted by any means, electronic, mechanical, photocopying or otherwise without the prior permission of ©Parweld™ the copyright holder.

Standard Collet

Stock Code	Description
A 10N21	Collet .020"/0.5mm Bore
10N22	Collet .040"/1.0mm Bore
10N23	Collet 1/16"/1.6mm Bore
10N24	Collet 3/32"/2.4mm Bore
10N25	Collet 1/8"/3.2mm Bore
54N20	Collet 5/32"/4.0mm Bore

Standard Gas Lens Cup

Stock Code	Description
B 54N18	Gas Lens Cup 1/4"/6mm Bore
54N17	Gas Lens Cup 5/16"/8mm Bore
54N16	Gas Lens Cup 3/8"/10mm Bore
54N15	Gas Lens Cup 7/16"/11mm Bore
54N14	Gas Lens Cup 1/2"/13mm Bore
54N19	Gas Lens Cup 1 1/16"/18mm Bore

Long Gas Lens Cup

Stock Code	Description
C 54N17L	Long Gas Lens Cup 5/16"/8mm Bore
54N16L	Long Gas Lens Cup 3/8"/10mm Bore
54N15L	Long Gas Lens Cup 7/16"/11mm Bore

Standard Gas Lens Body

Stock Code	Description
D 18GL16	Gas Lens Body 1/16"/1.6mm Bore
18GL32	Gas Lens Body 3/32"/2.4mm Bore
18GL18	Gas Lens Body 1/8"/3.2mm Bore
18GL53	Gas Lens Body 5/32"/4.0mm Bore
18GL36	Gas Lens Body 3/16"/4.8mm Bore

Heavy Duty Collet

Stock Code	Description
E 10N25HD	Heavy Duty Collet 1/8"/3.2mm Bore
54N20HD	Heavy Duty Collet 5/32"/4.0mm Bore
18C36	Heavy Duty Collet 3/16"/4.8mm Bore

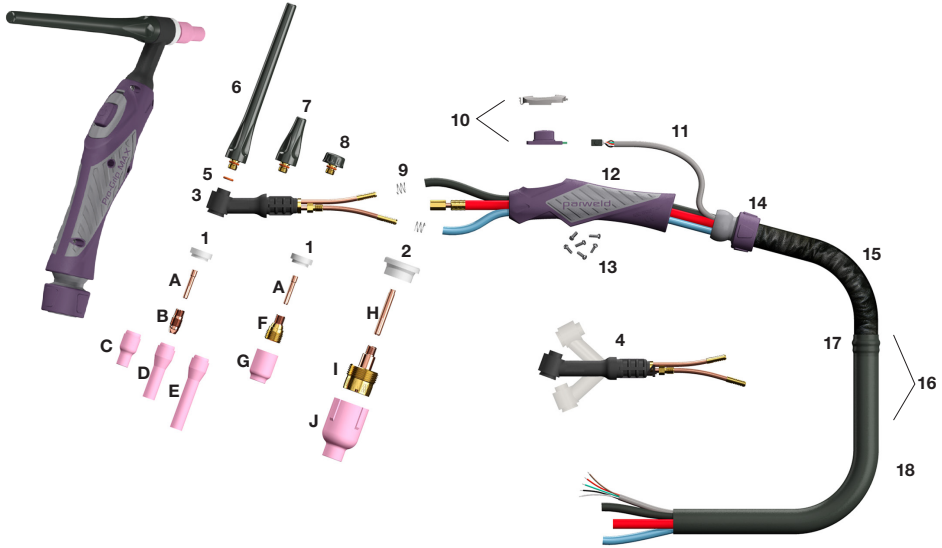
Components

Stock Code	Description
1 NCB-53	Nose Collet Body
2 NCB-36	Heavy Duty Nose Collet Body
3 18NG	Nozzle Gasket
4 PRO18SC	Torch Head including Nozzle Gasket
5 98W18	Back Cap 'O' Ring
6 PRO57Y02	Pro-Grip® Back Cap Long
7 PRO57Y04	Pro-Grip® Back Cap Short
8 B5024	Water Hose Clamp 9.5mm Bore
9 PRO1MS	Momentary Switch Kit (Fitted as standard)
10 PROSWL4	Switch Lead x 4m (12.5ft)
PROSWL8	Switch Lead x 8m (25ft)
11 PROH200	Pro-Grip® TIG Handle Large
12 PROSP	Screw Pack
13 PROKJ200	Knuckle Joint c/w Lock Nut
14 PROLC200-08	Leather Cover x .8m (2.6ft)
15 PROCO200-40	Complete Cover Assembly x 4m (12.5ft)
PROCO200-80	Complete Cover Assembly x 8m (25ft)
16 PRONC32	Neoprene Cover x 3.2m (10.5ft)
PRONC72	Neoprene Cover x 7.2m (23.6ft)
17 PROJ200	Jointing Repair Kit

PRO20

Water Cooled Pro-Grip Max® TIG Welding Torch

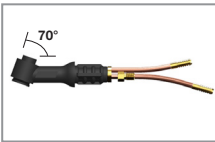
250A DC, 190A AC @ 100% Duty Cycle, EN60974-7 .020"-1/8" / 0.5mm to 3.2mm Electrodes




PRO20 and PRO20FXL

Rating: 250A DC, 190A AC .020" to 1/8" (0.5mm-3.2mm) electrode.
Parts interchangeable with PRO9, PRO9FXL.

PRO20



PRO20FXL



Technical Specification

Weight (Head Only)	3oz	85g
Torch Head Length – PRO20	2 1/4"	56mm
Torch Head Length – PRO20FXL	2 3/4"	64mm
Head Thread Size – PRO20/20FXL	5/16" UNF	

©All rights reserved.

No part of this publication may be reproduced, stored in retrieval system or transmitted by any means, electronic, mechanical, photocopying or otherwise without the prior permission of ©Parweld™ the copyright holder.

Standard Collet

Stock Code	Description
A 13N20	Collet .020"/0.5mm Bore
13N21	Collet .040"/1.0mm Bore
13N22	Collet 1/16"/1.6mm Bore
13N22M	Collet 5/64"/2.0mm Bore
13N23	Collet 3/32"/2.4mm Bore
13N24	Collet 1/8"/3.2mm Bore

Standard Collet Body

Stock Code	Description
B 13N25	Collet Body .020"/0.5mm Bore
13N26	Collet Body .040"/1.0mm Bore
13N27	Collet Body 1/16"/1.6mm Bore
13N27M	Collet Body 5/64"/2.0mm Bore
13N28	Collet Body 3/32"/2.4mm Bore
13N29	Collet Body 1/8"/3.2mm Bore

Stubby Ceramic Cup

Stock Code	Description
C 13N08	Ceramic Cup 1/4"/6mm Bore
13N09	Ceramic Cup 5/16"/8mm Bore
13N10	Ceramic Cup 3/8"/10mm Bore
13N11	Ceramic Cup 7/16"/11mm Bore
13N12	Ceramic Cup 1/2"/13mm Bore
13N13	Ceramic Cup 5/8"/16mm Bore

Long Ceramic Cup

Stock Code	Description
D 796F70	Long Ceramic Cup 3/16"/5mm Bore
796F71	Long Ceramic Cup 1/4"/6mm Bore
796F72	Long Ceramic Cup 5/16"/8mm Bore
796F73	Long Ceramic Cup 3/8"/10mm Bore

Extra Long Ceramic Cup

Stock Code	Description
E 796F74	Extra Long Ceramic Cup 3/16"/5mm Bore
796F75	Extra Long Ceramic Cup 1/4"/6mm Bore
796F76	Extra Long Ceramic Cup 5/16"/8mm Bore
796F77	Extra Long Ceramic Cup 3/8"/10mm Bore

Standard Gas Lens Body

Stock Code	Description
F 45V41	Gas Lens Body .020"/0.5mm Bore
45V42	Gas Lens Body .040"/1.0mm Bore
45V43	Gas Lens Body 1/16"/1.6mm Bore
45V44	Gas Lens Body 3/32"/2.4mm Bore
45V45	Gas Lens Body 1/8"/3.2mm Bore

Standard Gas Lens Cup

Stock Code	Description
G 53N58	Gas Lens Cup 1/4"/6mm Bore
53N59	Gas Lens Cup 5/16"/8mm Bore
53N60	Gas Lens Cup 3/8"/10mm Bore
5345N61	Gas Lens Cup 7/16"/11mm Bore
53N61-S	Gas Lens Cup 1/2"/13mm Bore

Large Diameter Gas Lens Collet

Stock Code	Description
H 13N22L	Large Diameter Gas Lens Collet 1/16"/1.6mm
13N23L	Large Diameter Gas Lens Collet 3/32"/2.4mm

Large Diameter Gas Lens Body

Stock Code	Description
I 45V116S	Large Diameter Gas Lens Body 1/16"/1.6mm Bore
45V64S	Large Diameter Gas Lens Body 3/32"/2.4mm Bore

Large Diameter Gas Lens Cup

Stock Code	Description
J 57N75	Large Diameter Gas Lens Cup 3/8"/10mm Bore
57N74	Large Diameter Gas Lens Cup 1/2"/13mm Bore
53N88	Large Diameter Gas Lens Cup 5/8"/16mm Bore
53N87	Large Diameter Gas Lens Cup 3/4"/19mm Bore

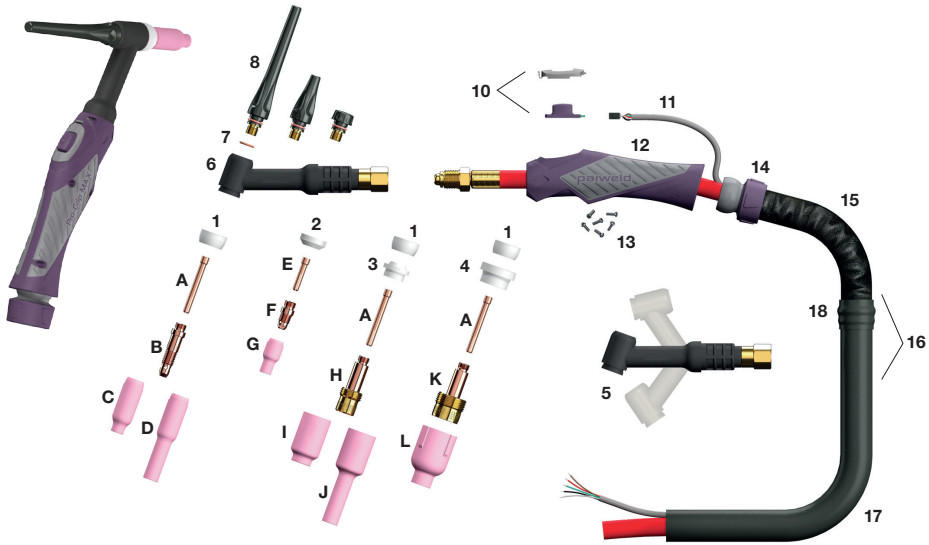
Components

Stock Code	Description
1 598882	Cup Gasket
2 54N63-20	Insulator Large Diameter Gas Lens
3 PRO20	Torch Body
4 PRO20FXL	Torch Body Flexible
5 98W77	Back Cap 'O' Ring
6 PRO41V24	Pro-Grip® Back Cap Long
7 PRO41V35	Pro-Grip® Back Cap Medium
8 PRO41V33	Pro-Grip® Back Cap Short
9 53N04	Wire Clamps
10 PRO1MS	Momentary Switch Kit (Fitted as standard)
11 PROSWL4	Switch Lead x 4m (12.5ft)
PROSWL8	Switch Lead x 8m (25ft)
12 PROH100	Pro-Grip® TIG Handle Small
13 PROSP	Screw Pack
14 PROKJ100	Knuckle Joint c/w Lock Nut
15 PROLC100-08	Leather Cover x .8m (2.6ft)
16 PROCO100-40	Complete Cover Assembly x 4m (12.5ft)
PROCO100-80	Complete Cover Assembly x 8m (25ft)
17 PROJK100	Jointing Repair Kit
18 PRONC32	Neoprene Cover x 3.2m (10.5ft)
PRONC72	Neoprene Cover x 7.2m (23.6ft)

PRO26

Air Cooled Pro-Grip Max® TIG Welding Torch

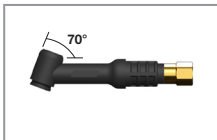
200A DC, 150A AC @ 60% Duty Cycle, EN60974-7 .020" - 5/32" / 0.5mm to 4.0mm Electrodes



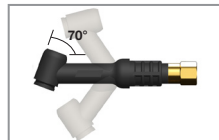
PRO26 and PRO26FX

Rating: 200A DC, 150A AC .020" to 1/8" (0.5mm-3.2mm) electrode.
Parts interchange with PRO18, PRO18FX, PRO17 and PRO17FX models.

PRO26



PRO26FX



Technical Specification

Weight (Head Only)	10oz	283grm
Torch Head Length – PRO26	2¾"	71mm
Torch Head Length – PRO26FX	2¾"	71mm
Head Thread Size – PRO26/26FX	3/8"-32 UNEF	

©All rights reserved.

No part of this publication maybe reproduced, stored in retrieval system or transmitted by any means, electronic, mechanical, photocopying or otherwise without the prior permission of ©Parweld™ the copyright holder.

Standard Collet

Stock Code	Description
A 10N21	Collet .020"/0.5mm Bore
10N22	Collet .040"/1.0mm Bore
10N23	Collet 1/16"/1.6mm Bore
10N24	Collet 3/32"/2.4mm Bore
10N25	Collet 1/8"/3.2mm Bore
54N20	Collet 5/32"/4.0mm Bore

Standard Collet Body

Stock Code	Description
B 10N29	Collet Body .020"/0.5mm Bore
10N30	Collet Body .040"/1.0mm Bore
10N31	Collet Body 1/16"/1.6mm Bore
10N32	Collet Body 3/32"/2.4mm Bore
10N28	Collet Body 1/8"/3.2mm Bore
406488	Collet Body 5/32"/4.0mm Bore

Standard Ceramic Cup

Stock Code	Description
C 10N50	Ceramic Cup 1/4"/6mm Bore
10N49	Ceramic Cup 5/16"/8mm Bore
10N48	Ceramic Cup 3/8"/10mm Bore
10N47	Ceramic Cup 7/16"/11mm Bore
10N46	Ceramic Cup 1/2"/13mm Bore
10N45	Ceramic Cup 5/8"/16mm Bore
10N44	Ceramic Cup 3/4"/19mm Bore

Long Ceramic Cup

Stock Code	Description
D 10N49L	Long Ceramic Cup 5/16"/8mm Bore
10N48L	Long Ceramic Cup 3/8"/10mm Bore
10N47L	Long Ceramic Cup 7/16"/11mm Bore

Stubby Collet

Stock Code	Description
E 10N21S	Stubby Collet .020"/0.5mm Bore
10N22S	Stubby Collet .040"/1.0mm Bore
10N23S	Stubby Collet 1/16"/1.6mm Bore
10N24S	Stubby Collet 3/32"/2.4mm Bore
10N25S	Stubby Collet 1/8"/3.2mm Bore

Stubby Collet Body

Stock Code	Description
F 17CB20	Stubby Collet Body .020"-1/8"/0.5-3.2mm Bore

Stubby Ceramic Cup

Stock Code	Description
G 13N08	Ceramic Cup 1/4"/6mm Bore
13N09	Ceramic Cup 5/16"/8mm Bore
13N10	Ceramic Cup 3/8"/10mm Bore
13N11	Ceramic Cup 7/16"/11mm Bore
13N12	Ceramic Cup 1/2"/13mm Bore
13N13	Ceramic Cup 5/8"/16mm Bore

Standard Gas Lens Body

Stock Code	Description
H 45V29	Gas Lens Body .020"/0.5mm Bore
45V24	Gas Lens Body .040"/1.0mm Bore
45V25	Gas Lens Body 1/16"/1.6mm Bore
45V26	Gas Lens Body 3/32"/2.4mm Bore
45V27	Gas Lens Body 1/8"/3.2mm Bore

Standard Gas Lens Cup

Stock Code	Description
I 54N17	Gas Lens Cup 5/16"/8mm Bore
54N16	Gas Lens Cup 3/8"/10mm Bore
54N15	Gas Lens Cup 7/16"/11mm Bore
54N14	Gas Lens Cup 1/2"/13mm Bore
54N19	Gas Lens Cup 1 1/16"/18mm Bore

Long Gas Lens Cup

Stock Code	Description
J 54N17L	Long Gas Lens Cup 5/16"/8mm Bore
54N16L	Long Gas Lens Cup 3/8"/10mm Bore
54N15L	Long Gas Lens Cup 7/16"/11mm Bore

Large Diameter Gas Lens Body

Stock Code	Description
K 45V116	Large Diameter Gas Lens Body 1/16"/1.6mm Bore
45V64	Large Diameter Gas Lens Body 3/32"/2.4mm Bore
995795	Large Diameter Gas Lens Body 1/8"/3.2mm Bore

Large Diameter Gas Lens Cup

Stock Code	Description
L 57N75	Large Diameter Gas Lens Cup 3/8"/10mm Bore
57N74	Large Diameter Gas Lens Cup 1/2"/13mm Bore
53N88	Large Diameter Gas Lens Cup 5/8"/16mm Bore
53N87	Large Diameter Gas Lens Cup 3/4"/19mm Bore

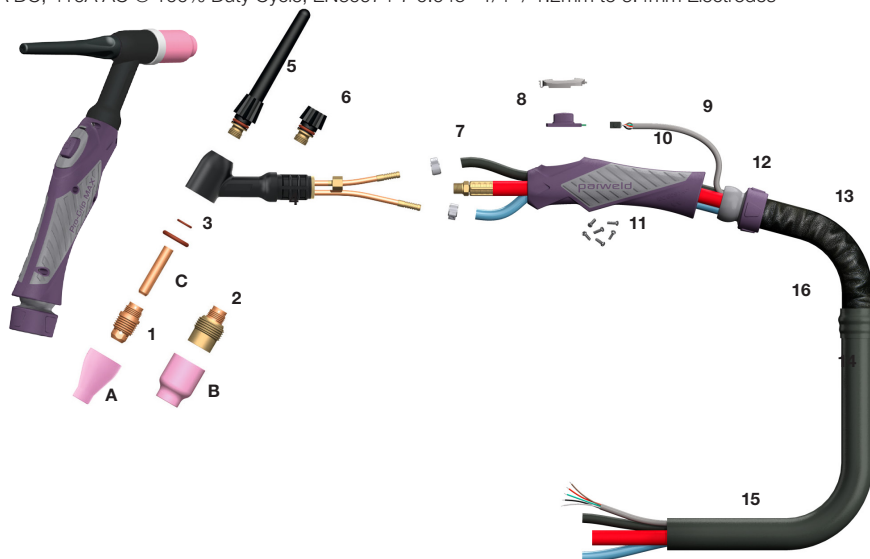
Components

Stock Code	Description
1 18CG	Cup Gasket
2 18CG20	Cup Gasket
3 54N01	Gas Lens Insulator (Use with 18CG)
4 54N63	Insulator Large Diameter Gas Lens (Use with 18CG)
5 PRO26FX	Torch Body Flexible
6 PRO26	Torch Body
7 98W18	Back Cap 'O' Ring
8 PRO57Y02	Pro-Grip® Back Cap Long
9 PRO57Y04	Pro-Grip® Back Cap Short
10 PRO1MS	Momentary Switch Kit (Fitted as standard)
11 PROSWL4	Switch Lead x 4m (12.5ft)
PROSWL8	Switch Lead x 8m (25ft)
12 PROH200	Pro-Grip® TIG Handle Large
13 PROSP	Screw Pack
14 PROKJ100	Knuckle Joint c/w Lock Nut
15 PROLC100-08	Leather Cover x .8m (2.6ft)
16 PROCO100-40	Complete Cover Assembly x 4m (12.5ft)
PROCO100-80	Complete Cover Assembly x 8m (25ft)
17 PRONC32	Neoprene Cover x 3.2m (10.5ft)
PRONC72	Neoprene Cover x 7.2m (23.6ft)
18 PROJK200	Jointing Repair Kit

PRO-GRIP MAX® 550W

Water Cooled TIG Torch

550A DC, 410A AC @ 100% Duty Cycle, EN60974-7 0.045"-1/4" / 1.2mm to 6.4mm Electrodes



Model

Stock Code	Description
PRO55-12S1BW	Torch Package x 4m c/w Overbraided Cable, SSW
PRO55-25S1BW	Torch Package x 8m c/w Overbraided Cable, SSW

Standard Alumina Cup

Stock Code	Description
A 889688	Alumina Cup 3/8"/10mm Bore
889689*	Alumina Cup 1/2"/13mm Bore
889690	Alumina Cup 5/8"/16mm Bore

Standard Gas Lens Cup

Stock Code	Description
B 889699	Gas Lens Cup 3/8"/10mm Bore, Al Cup
889700	Gas Lens Cup 1/2"/13mm Bore, Al Cup
889701	Gas Lens Cup 5/8"/16mm Bore, Al Cup

Standard Collet

Stock Code	Description
C 889597	Collet 1/16"/1.6mm Bore
889583	Collet 3/32"/2.4mm Bore
889584*	Collet 1/8"/3.2mm Bore
889587	Collet 1/4"/6.4mm Bore

Components

* Denotes Standard Build

Stock Code	Description
1 606090*	Collet Body
2 606194	Gas Lens Collet Body
3 889692	'O' Ring Pack
4 619041	Torch Body
5 607756*	Long Back Cap
6 607758	Short Back Cap
7 BC5025	Hose Clamp
8 PRO1MS	Momentary Switch Kit (Fitted as standard)
9 PROSWL4	Switch Lead x 4m (12.5ft)
PROSWL8	Switch Lead x 8m (25ft)
10 PROH200	Pro-Grip® TIG Handle Large
11 PROSP	Screw Pack
12 PROKJ200	Knuckle Joint c/w Lock Nut
13 PROLC200-08	Leather Cover x .8m (2.6ft)
14 PROCO200-40	Complete Cover Assembly x 4m (12.5ft)
PROCO200-80	Complete Cover Assembly x 8m (25ft)
15 PRONC32	Neoprene Cover x 3.2m (10.5ft)
PRONC72	Neoprene Cover x 7.2m (23.6ft)
16 PROJ200	Jointing Repair Kit

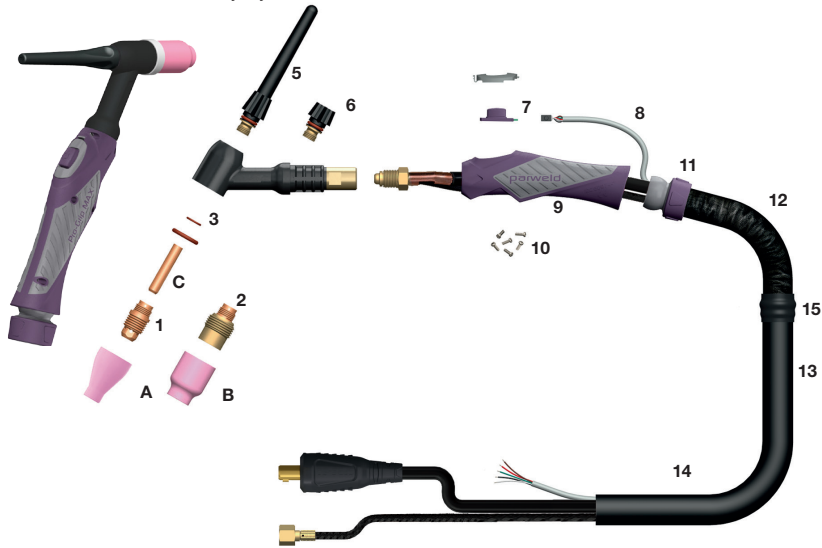
©All rights reserved.

No part of this publication may be reproduced, stored in retrieval system or transmitted by any means, electronic, mechanical, photocopying or otherwise without the prior permission of ©Parweld™ the copyright holder.

PRO-GRIP MAX® 250A

Air Cooled TIG Torch

250A DC, 187A AC @ 25% Duty Cycle, EN60974-7 0.045"-1/4" / 1.2mm to 3.2mm Electrodes



Model

Stock Code	Description
PRO25A-12S1BG	Torch Package x 4m c/w Overbraided Cable, SSW
PRO25A-25S1BG	Torch Package x 8m c/w Overbraided Cable, SSW

Standard Alumina Cup

Stock Code	Description
A 889688	Alumina Cup 3/8"/10mm Bore, Al Cup
889689*	Alumina Cup 1/2"/13mm Bore, Al Cup
889690	Alumina Cup 5/8"/16mm Bore, Al Cup

Standard Gas Lens Cup

Stock Code	Description
B 889699	Gas Lens Cup 3/8"/10mm Bore
889700	Gas Lens Cup 1/2"/13mm Bore
889701	Gas Lens Cup 5/8"/16mm Bore

Standard Collet

Stock Code	Description
C 889597	Collet 1/16"/1.6mm Bore
889583	Collet 3/32"/2.4mm Bore
889584*	Collet 1/8"/3.2mm Bore

Components

* Denotes Standard Build

Stock Code	Description
1 606090*	Collet Body
2 606194	Gas Lens Collet Body
3 889692	O' Ring Pack
4 629041	Torch Body
5 607756*	Long Back Cap
6 607758	Short Back Cap
7 PRO1MS	Momentary Switch Kit (Fitted as standard)
8 PROSWL4	Switch Lead x 4m (12.5ft)
PROSWL8	Switch Lead x 8m (25ft)
9 PROH200	Pro-Grip® TIG Handle Large
10 PROSP	Screw Pack
11 PROKJ200	Knuckle Joint c/w Lock Nut
12 PROLC200-08	Leather Cover x .8m (2.6ft)
13 PROCO200-40	Complete Cover Assembly x 4m (12.5ft)
PROCO200-80	Complete Cover Assembly x 8m (25ft)
14 PRONC32	Neoprene Cover x 3.2m (10.5ft)
PRONC72	Neoprene Cover x 7.2m (23.6ft)
15 PROJK200	Jointing Repair Kit

©All rights reserved.

No part of this publication may be reproduced, stored in retrieval system or transmitted by any means, electronic, mechanical, photocopying or otherwise without the prior permission of ©Parweld™ the copyright holder.

Integrated Power Adaptor

Innovative design built onto the end of the power cable.

Suitable for air and water cooled torches.

Compact size ensures it can be inserted and rotated on small machines.



A better way to connect your torch



Integrated strain relief prevents kinking of the power cable so reducing the risk of torch or weld failure through water or gas starvation.



Application

Any water or gas cooled torch with Dinse type connection.

Sizing 10-25 or 35-95 stud sizes

Note this connection system is built onto the torch and cannot be added to a standard 3/8" BSP torch

Eco-Grip® Features and Benefits

Torch Heads Lightweight and Durable

- Manufactured with high temperature resistant silicone rubber insulation.
- All copper components ensure cooler running temperatures and maximum current capacity.

Trigger Switch

- Located in a neutral finger position
- Heavy Duty Long Life Encapsulated Switch
- 3A Rated

Knuckle Joint Improved Manoeuvrability

- Positioning of the torch is made easier by the ball joint at the rear of the handle.

Eco-Grip® Handle System Ergonomically Superior

- Textured grips ensure the handle remains in place with minimal grip pressure

Front End Consumables Extensive Range

- Front end consumables are manufactured to the highest protection
- 100% WLD Type Interchangeability

Cable System

- Air and liquid cooled cable assemblies use high temperature resistant PVC which combines flexibility and high heat and abrasion resistance.
- Switch leads are high flex life copper which minimises problems and maximises torch longevity.

A range of cable plugs is available to suit the majority of machines.



Quality Standards

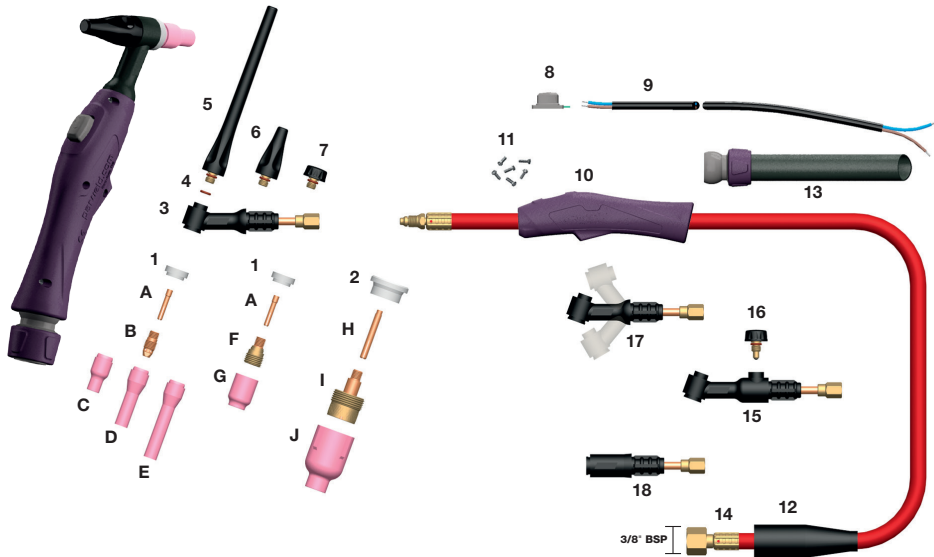
All torches are rigorously tested using computerised and automated test equipment at the design stage through to production. All components pass rigorous quality control checks prior to assembly. All torches are designed to be tough and damage resistant and comply with EN60974-7.



ECR9

Air Cooled TIG Welding Torch

125A DC, 100A AC @ 60% Duty Cycle, EN60974-7 .020"-3/32" / 0.5mm to 2.4mm Electrodes



Model

Stock Code	Description
ECR9-12BG	Eco-Grip® TIG Torch x 12ft (3.8m) c/w Vinyl Power Cable, Sheathed and Switched
ECR9-12-2BG	Eco-Grip® TIG Torch x 12ft (3.8m) c/w 2 Piece Power Cable, Sheathed and Switched
ECR9-25BG	Eco-Grip® TIG Torch x 25ft (7.6m) c/w Vinyl Power Cable, Sheathed and Switched
ECR9-25-2BG	Eco-Grip® TIG Torch c/w 2 Piece Power Cable, Sheathed and Switched

Alternative Torch Body

Stock Code	Description
ECR9FX-	Torch Package with Flexi Head
ECR9V-	Torch Package with Valve Head
ECR9P-	Torch Package with Pencil Head
ECR9VFX-	Torch Package with Flexi Valve Head

UPGRADE

Why not upgrade
to the Ergonomically Superior
Pro-Grip Max® TIG torch?

- Integrated Dual Soft Grips
- Plug and Play Technology
- Switches can be changed within 5 seconds
- 7 different switch options to suit all applications
- Designed registered

Collet

Stock Code	Description
A 13N20	Collet .020"/0.5mm Bore
13N21	Collet .040"/1.0mm Bore
13N22	Collet 1/16"/1.6mm Bore
13N22M	Collet 5/64"/2.0mm Bore
13N23	Collet 3/32"/2.4mm Bore

Collet Body

Stock Code	Description
B 13N25	Collet Body .020"/0.5mm Bore
13N26	Collet Body .040"/1.0mm Bore
13N27	Collet Body 1/16"/1.6mm Bore
13N27M	Collet Body 5/64"/2.0mm Bore
13N28	Collet Body 3/32"/2.4mm Bore

Ceramic Cup

Stock Code	Description
C 13N08	Ceramic Cup 1/4"/6mm Bore
13N09	Ceramic Cup 5/16"/8mm Bore
13N10	Ceramic Cup 3/8"/10mm Bore
13N11	Ceramic Cup 7/16"/11mm Bore
13N12	Ceramic Cup 1/2"/13mm Bore
13N13	Ceramic Cup 5/8"/16mm Bore

Long Ceramic Cup

Stock Code	Description
D 796F70	Long Ceramic Cup 3/16"/5mm Bore
796F71	Long Ceramic Cup 1/4"/6mm Bore
796F72	Long Ceramic Cup 5/16"/8mm Bore
796F73	Long Ceramic Cup 3/8"/10mm Bore

Extra Ceramic Cup

Stock Code	Description
E 796F74	Extra Long Ceramic Cup 3/16"/5mm Bore
796F75	Extra Long Ceramic Cup 1/4"/6mm Bore
796F76	Extra Long Ceramic Cup 5/16"/8mm Bore
796F77	Extra Long Ceramic Cup 3/8"/10mm Bore

Gas Lens Body

Stock Code	Description
F 45V41	Gas Lens Body .020"/0.5mm Bore
45V42	Gas Lens Body .040"/1.0mm Bore
45V43	Gas Lens Body 1/16"/1.6mm Bore

Gas Lens Cup

Stock Code	Description
G 53N58	Gas Lens Cup 1/4"/6mm Bore
53N59	Gas Lens Cup 5/16"/8mm Bore
53N60	Gas Lens Cup 3/8"/10mm Bore
53N61	Gas Lens Cup 7/16"/11mm Bore
53N61-S	Gas Lens Cup 1/2"/13mm Bore

Large Diameter Gas Lens Collet

Stock Code	Description
H 13N22L	Large Diameter Gas Lens Collet 1/16"/1.6mm Bore
13N23L	Large Diameter Gas Lens Collet 3/32"/2.4mm Bore

Large Diameter Gas Lens Body

Stock Code	Description
I 45V116S	Large Diameter Gas Lens Body 1/16"/1.6mm Bore
45V64S	Large Diameter Gas Lens Body 3/32"/2.4mm Bore

Large Diameter Gas Lens Cup

Stock Code	Description
J 57N75	Large Diameter Gas Lens Cup 3/8"/10mm Bore
57N74	Large Diameter Gas Lens Cup 1/2"/13mm Bore
53N88	Large Diameter Gas Lens Cup 5/8"/16mm Bore
53N87	Large Diameter Gas Lens Cup 3/4"/19mm Bore

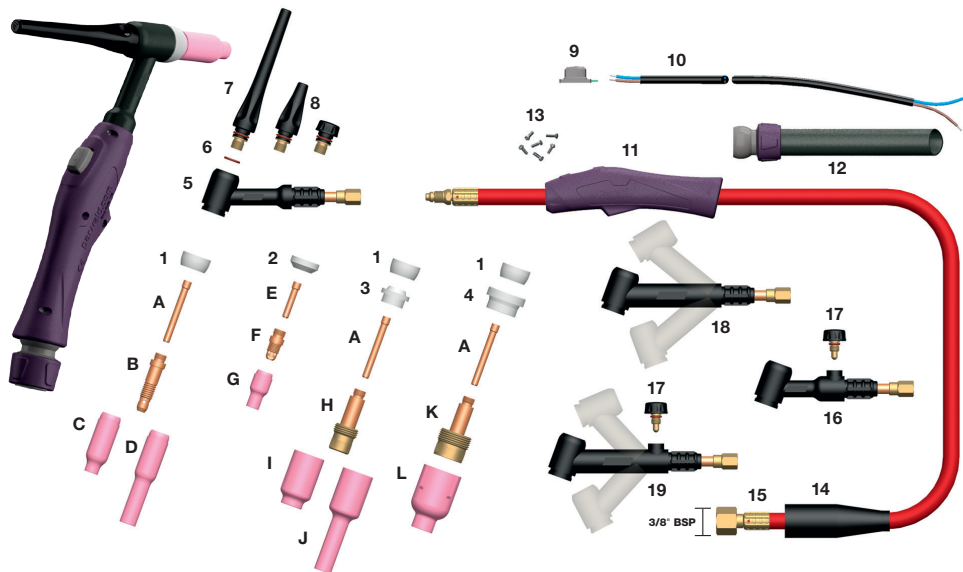
Components

Stock Code	Description
1 598882	Cup Gasket
2 54N63-20	Insulator Large Diameter Gas Lens
3 WP9	Torch Body Including Cup Gasket
4 98W77	Back Cap 'O' Ring
5 41V24	Back Cap Long
6 41V35	Back Cap Medium
7 41V33	Back Cap Short
8 ECO1MS	Momentary Switch
9 ECOSWL4	Switch Lead x 12.5ft (3.8m)
9 ECOSWL8	Switch Lead x 25ft (7.6m)
10 ECOH100	Eco-Grip® TIG Handle Small c/w Knuckle Joint
11 ECOSP	Screw Kit
12 0315071	Insulation Boot
13 609123	Neoprene Sheath x 12.5ft (3.8m)
609125	Neoprene Sheath x 25ft (7.6m)
14 57Y01	Power Cable x 12.5ft (3.8m) Vinyl
57Y03	Power Cable x 25ft (7.6m) Vinyl
57Y01-2	Power Cable x 12.5ft (3.8m) 2 Piece
57Y03-2	Power Cable x 25ft (7.6m) 2 Piece
15 WP9V	Torch Body Valve
16 VS-2	Valve Stem
17 WP9FX	Torch Body Flexible
18 WP9P	Torch Body Pencil
NI WP9VFX	Torch Body Flexi Valve

ECR17

Air Cooled TIG Welding Torch

150A DC, 115A AC @ 60% Duty Cycle, EN60974-7 .020" - 1/8" / 0.5mm to 3.2mm Electrodes



Model

Stock Code	Description
ECR17-12BG	Eco-Grip® TIG Torch x 12ft (3.8m) c/w Vinyl Power Cable, Sheathed and Switched
ECR17-12-2BG	Eco-Grip® TIG Torch x 12ft (3.8m) c/w 2 Piece Power Cable, Sheathed and Switched
ECR17-25BG	Eco-Grip® TIG Torch x 25ft (7.6m) c/w Vinyl Power Cable, Sheathed and Switched
ECR17-25-2BG	Eco-Grip® TIG Torch x 25ft (7.6m) c/w 2 Piece Power Cable, Sheathed and Switched

Alternative Torch Body

Stock Code	Description
ECR17V-	Torch Package with Valve Head
ECR17FX-	Torch Package with Flexi Head
ECR17VFX-	Torch Package with Flexi Valve Head

Collet

Stock Code	Description
A 10N21	Collet .020"/0.5mm Bore
10N22	Collet .040"/1.0mm Bore
10N23	Collet 1/16" /1.6mm Bore
10N23M	Collet 5/64" /2.0mm Bore
10N24	Collet 3/32"/2.4mm Bore
10N25	Collet 1/8"/3.2mm Bore
54N20	Collet 5/32"/4.0mm Bore

Collet Body

Stock Code	Description
B 10N29	Collet Body .020"/0.5mm Bore
10N30	Collet Body .040"/1.0mm Bore
10N31	Collet Body 1/16"/1.6mm Bore
10N32	Collet Body 3/32"/2.4mm Bore
10N28	Collet Body 1/8"/3.2mm Bore
406488	Collet Body 5/32"/4.0mm Bore

Ceramic Cup

Stock Code	Description
C 10N50	Ceramic Cup 1/4"/6mm Bore
10N49	Ceramic Cup 5/16"/8mm Bore
10N48	Ceramic Cup 3/8"/10mm Bore
10N47	Ceramic Cup 7/16"/11mm Bore
10N46	Ceramic Cup 1/2"/13mm Bore
10N45	Ceramic Cup 5/8"/16mm Bore
10N44	Ceramic Cup 3/4"/19mm Bore

Long Ceramic Cup

Stock Code	Description
D 10N49L	Long Ceramic Cup 5/16"/8mm Bore
10N48L	Long Ceramic Cup 3/8"/10mm Bore
10N47L	Long Ceramic Cup 7/16"/11mm Bore

Stubby Collet

Stock Code	Description
E 10N21S	Stubby Collet .020"/0.5mm Bore
10N22S	Stubby Collet .040"/1.0mm Bore
10N23S	Stubby Collet 1/16"/1.6mm Bore
10N24S	Stubby Collet 3/32"/2.4mm Bore
10N25S	Stubby Collet 1/8"/3.2mm Bore

Stubby Collet Body

Stock Code	Description
F 17CB20	Stubby Collet Body .020"-1/8"/0.5-3.2mm Bore

Ceramic Cup

Stock Code	Description
G 13N08	Ceramic Cup 1/4"/6mm Bore
13N09	Ceramic Cup 5/16"/8mm Bore
13N10	Ceramic Cup 3/8"/10mm Bore
13N11	Ceramic Cup 7/16"/11mm Bore
13N12	Ceramic Cup 1/2"/13mm Bore
13N13	Ceramic Cup 5/8"/16mm Bore

Gas Lens Body

Stock Code	Description
H 45V29	Gas Lens Body .020"/0.5mm Bore
45V24	Gas Lens Body .040"/1.0mm Bore
45V25	Gas Lens Body 1/16"/1.6mm Bore
45V26	Gas Lens Body 3/32"/2.4mm Bore
45V27	Gas Lens Body 1/8"/3.2mm Bore

Gas Lens Cup

Stock Code	Description
I 54N18	Gas Lens Cup 1/4"/6mm Bore
54N17	Gas Lens Cup 5/16"/8mm Bore
54N16	Gas Lens Cup 3/8"/10mm Bore
54N15	Gas Lens Cup 7/16"/11mm Bore
54N14	Gas Lens Cup 1/2"/13mm Bore
54N19	Gas Lens Cup 1 1/16"/18mm Bore

Long Gas Lens Cup

Stock Code	Description
J 54N17L	Long Gas Lens Cup 5/16"/8mm Bore
54N16L	Long Gas Lens Cup 3/8"/10mm Bore
54N15L	Long Gas Lens Cup 7/16"/11mm Bore

Large Diameter Gas Lens Body

Stock Code	Description
K 45V116	Large Diameter Gas Lens Body 1/16"/1.6mm Bore
45V64	Large Diameter Gas Lens Body 3/32"/2.4mm Bore
995795	Large Diameter Gas Lens Body 1/8"/3.2mm Bore

Large Diameter Gas Lens Cup

Stock Code	Description
L 57N75	Large Diameter Gas Lens Cup 3/8"/10mm Bore
57N74	Large Diameter Gas Lens Cup 1/2"/13mm Bore
53N88	Large Diameter Gas Lens Cup 5/8"/16mm Bore
53N87	Large Diameter Gas Lens Cup 3/4"/19mm Bore

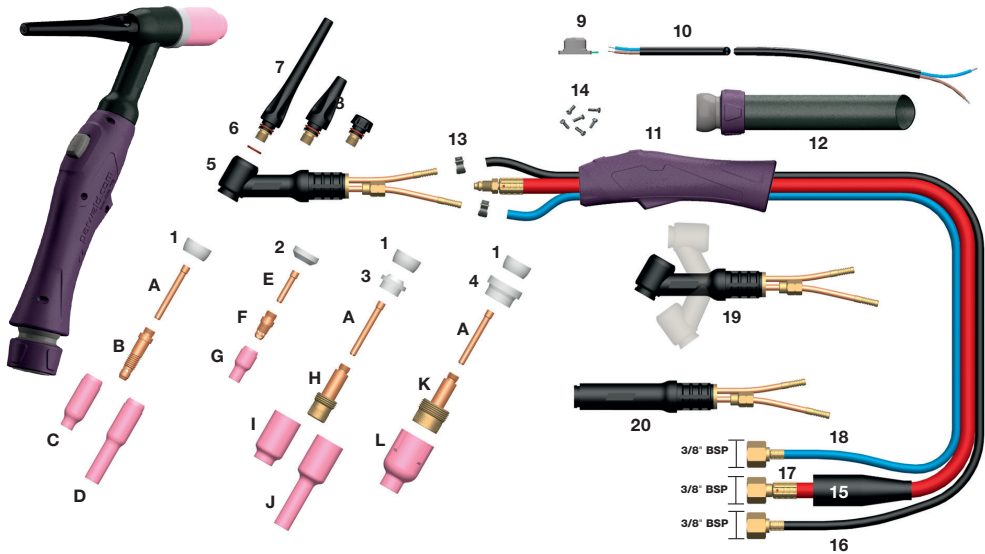
Components

Stock Code	Description
1 18CG	Cup Gasket
2 18CG20	Cup Gasket for Stubby Collet Body
3 54N01	Gas Lens Insulator (Use with 18CG)
4 54N63	Insulator Large Diameter Gas Lens (Use with 18CG)
5 WP17	Torch Body Including Cup Gasket
6 98W18	Back Cap 'O' Ring
7 57Y02	Back Cap Long
8 57Y04	Back Cap Short
9 ECO1MS	Momentary Switch
10 ECOSWL4	Switch Lead x 12.5ft (3.8m)
ECOSWL8	Switch Lead x 25ft (7.6m)
11 ECOH100	Eco-Grip® TIG Handle Small c/w Knuckle Joint
12 609123	Neoprene Sheath x 12.5ft (3.8m)
609125	Neoprene Sheath x 25ft (7.6m)
13 ECOSP	Screw Kit
14 0315071	Insulation Boot
15 57Y01	Power Cable x 12.5ft (3.8m) Vinyl
57Y03	Power Cable x 25ft (7.6m) Vinyl
57Y01-2	Power Cable x 12.5ft (3.8m) 2 Piece
57Y03-2	Power Cable x 25ft (7.6m) 2 Piece
16 WP17V	Torch Body Valve
17 VS-2	Valve Stem
18 WP17FX	Torch Body Flexible
19 WP17VFX	Torch Body Flexi Valve

ECR18

Water Cooled TIG Welding Torch

350A DC, 260A AC @ 100% Duty Cycle, EN60974-7 .020"-5/32" / 0.5mm to 4.0mm Electrodes



Model

Stock Code	Description
ECR18-12BW	Eco-Grip® TIG Torch x 12ft (3.8m) c/w Vinyl Power Cable, Sheathed and Switched
ECR18-25BW	Eco-Grip® TIG Torch x 25ft (7.6m) c/w Vinyl Power Cable, Sheathed and Switched

Alternative Torch Body

Stock Code	Description
ECR18FX-	Torch Package with Flexi Head
ECR18SP-	Torch Package with Pencil Head

Collet

Stock Code	Description
10N21	Collet .020"/0.5mm Bore
A 10N22	Collet .040"/1.0mm Bore
10N23	Collet 1/16"/1.6mm Bore
10N23M	Collet 5/64"/2.0mm Bore
10N24	Collet 3/32"/2.4mm Bore
10N25	Collet 1/8"/3.2mm Bore
54N20	Collet 5/32"/4.0mm Bore

Collet Body

Stock Code	Description
B 10N29	Collet Body .020"/0.5mm Bore
10N30	Collet Body .040"/1.0mm Bore
10N31	Collet Body 1/16"/1.6mm Bore
10N31M	Collet Body 5/64"/2.0mm Bore
10N32	Collet Body 3/32"/2.4mm Bore
10N28	Collet Body 1/8"/3.2mm Bore
406488	Collet Body 5/32"/4.0mm Bore

Ceramic Cup

Stock Code	Description
C 10N50	Ceramic Cup 1/4"/6mm Bore
10N49	Ceramic Cup 5/16"/8mm Bore
10N48	Ceramic Cup 3/8"/10mm Bore
10N47	Ceramic Cup 7/16"/11mm Bore
10N46	Ceramic Cup 1/2"/13mm Bore
10N45	Ceramic Cup 5/8"/16mm Bore
10N44	Ceramic Cup 3/4"/19mm Bore

Long Ceramic Cup

Stock Code	Description
D 10N49L	Long Ceramic Cup 5/16"/8mm Bore
10N48L	Long Ceramic Cup 3/8"/10mm Bore
10N47L	Long Ceramic Cup 7/16"/11mm Bore

Stubby Collet

Stock Code	Description
E 10N21S	Stubby Collet .020"/0.5mm Bore
10N22S	Stubby Collet .040"/1.0mm Bore
10N23S	Stubby Collet 1/16"/1.6mm Bore
10N24S	Stubby Collet 3/32"/2.4mm Bore
10N25S	Stubby Collet 1/8"/3.2mm Bore

Stubby Collet Body

Stock Code	Description
F 17CB20	Stubby Collet Body .020"-1/8"/0.5-3.2mm Bore

Ceramic Cup

Stock Code	Description
G 13N08	Ceramic Cup 1/4"/6mm Bore
13N09	Ceramic Cup 5/16"/8mm Bore
13N10	Ceramic Cup 3/8"/10mm Bore
13N11	Ceramic Cup 7/16"/11mm Bore
13N12	Ceramic Cup 1/2"/13mm Bore
13N13	Ceramic Cup 5/8"/16mm Bore

Gas Lens Body

Stock Code	Description
H 45V29	Gas Lens Body .020"/0.5mm Bore
45V24	Gas Lens Body .040"/1.0mm Bore
45V25	Gas Lens Body 1/16"/1.6mm Bore
45V26	Gas Lens Body 3/32"/2.4mm Bore
45V27	Gas Lens Body 1/8"/3.2mm Bore
45V28	Gas Lens Body 5/32"/4.0mm Bore

Gas Lens Cup

Stock Code	Description
I 54N18	Gas Lens Cup 1/4"/6mm Bore
54N17	Gas Lens Cup 5/16"/8mm Bore
54N16	Gas Lens Cup 3/8"/10mm Bore
54N15	Gas Lens Cup 7/16"/11mm Bore
54N14	Gas Lens Cup 1/2"/13mm Bore
54N19	Gas Lens Cup 1 1/16"/18mm Bore

Long Gas Lens Cup

Stock Code	Description
J 54N17L	Long Gas Lens Cup 5/16"/8mm Bore
54N16L	Long Gas Lens Cup 3/8"/10mm Bore
54N15L	Long Gas Lens Cup 7/16"/11mm Bore

Large Diameter Gas Lens Cup

Stock Code	Description
K 45V116	Large Diameter Gas Lens Body 1/16"/1.6mm Bore
45V64	Large Diameter Gas Lens Body 3/32"/2.4mm Bore
995795	Large Diameter Gas Lens Body 1/8"/3.2mm Bore
45V63	Large Diameter Gas Lens Body 5/32"/4.0mm Bore

Large Diameter Gas Lens Cup

Stock Code	Description
L 57N75	Large Diameter Gas Lens Cup 3/8"/10mm Bore
57N74	Large Diameter Gas Lens Cup 1/2"/13mm Bore
53N88	Large Diameter Gas Lens Cup 5/8"/16mm Bore
53N87	Large Diameter Gas Lens Cup 3/4"/19mm Bore

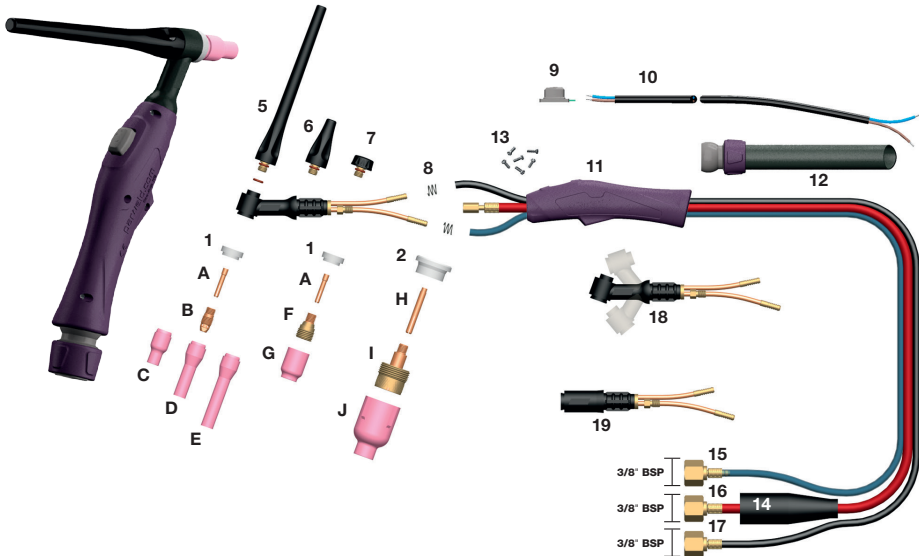
Components

Stock Code	Description
1 18CG	Cup Gasket
2 18CG20	Cup Gasket for Stubby Collet Body
3 54N01	Gas Lens Insulator (Use with 18CG)
4 54N63	Insulator Large Diameter Gas Lens (Use with 18CG)
5 WP18	Torch Body
6 98W18	Back Cap 'O' Ring
7 57Y02	Back Cap Long
8 57Y04	Back Cap Short
9 ECO1MS	Momentary Switch
10 ECOSWL4	Switch Lead x 12.5ft (3.8m)
ECOSWL8	Switch Lead x 25ft (7.6m)
11 ECOH200	Eco-Grip® TIG Handle Large c/w Knuckle Joint
12 609123	Neoprene Sheath x 12.5ft (3.8m)
609125	Neoprene Sheath x 25ft (7.6m)
13 B5024	Hose Clamp
14 ECOSP	Screw Kit
15 0315071	Insulation Boot
16 45V09	Gas Hose x 12.5ft (3.8m) Vinyl
45V10	Gas Hose x 25ft (7.6m) Vinyl
17 40V64	Power Cable x 12.5ft (3.8m) Vinyl
41V29	Power Cable x 25ft (7.6m) Vinyl
18 45V07	Water Hose x 12.5ft (3.8m) Vinyl
45V08	Water Hose x 25ft (7.6m) Vinyl
19 WP18FX	Torch Body Flexible
20 WP18SP	Torch Body Pencil

ECR20

Water Cooled TIG Welding Torch

250A DC, 190A AC @ 100% Duty Cycle, EN60974-7 .020"-1/8" / 0.5mm to 3.2mm Electrodes



Model

Stock Code	Description
ECR20-12BW	Eco-Grip® TIG Torch x 12ft (3.8m) c/w Vinyl Power Cable, Sheathed and Switched
ECR20-25BW	Eco-Grip® TIG Torch x 25ft (7.6m) c/w Vinyl Power Cable, Sheathed and Switched

Alternative Torch Body

Stock Code	Description
ECR20FX-	Torch Package with Flexi Head
ECR20P-	Torch Package with Pencil Head

UPGRADE

Why not upgrade
to the Ergonomically Superior
Pro-Grip Max® TIG torch?

- Integrated Dual Soft Grips
- Plug and Play Technology
- Switches can be changed within 5 seconds
- 7 different switch options
- Designed registered to suit all applications

Collet

Stock Code	Description
A 13N20	Collet .020"/0.5mm Bore
13N21	Collet .040"/1.0mm Bore
13N22	Collet 1/16"/1.6mm Bore
13N22M	Collet 5/64"/2.0mm Bore
13N23	Collet 3/32"/2.4mm Bore
13N24	Collet 1/8"/3.2mm Bore

Collet Body

Stock Code	Description
B 13N25	Collet Body .020"/0.5mm Bore
13N26	Collet Body .040"/1.0mm Bore
13N27	Collet Body 1/16"/1.6mm Bore
13N27M	Collet Body 5/64"/2.0mm Bore
13N28	Collet Body 3/32"/2.4mm Bore
13N29	Collet Body 1/8"/3.2mm Bore

Ceramic Cup

Stock Code	Description
C 13N08	Ceramic Cup 1/4"/6mm Bore
13N09	Ceramic Cup 5/16"/8mm Bore
13N10	Ceramic Cup 3/8"/10mm Bore
13N11	Ceramic Cup 7/16"/11mm Bore
13N12	Ceramic Cup 1/2"/13mm Bore
13N13	Ceramic Cup 5/8"/16mm Bore

Long Ceramic Cup

Stock Code	Description
D 796F70	Long Ceramic Cup 3/16"/5mm Bore
796F71	Long Ceramic Cup 1/4"/6mm Bore
796F72	Long Ceramic Cup 5/16"/8mm Bore
796F73	Long Ceramic Cup 3/8"/10mm Bore

Extra Ceramic Cup

Stock Code	Description
E 796F74	Extra Long Ceramic Cup 3/16"/5mm Bore
796F75	Extra Long Ceramic Cup 1/4"/6mm Bore
796F76	Extra Long Ceramic Cup 5/16"/8mm Bore
796F77	Extra Long Ceramic Cup 3/8"/10mm Bore

Gas Lens Body

Stock Code	Description
F 45V41	Gas Lens Body .020"/0.5mm Bore
45V42	Gas Lens Body .040"/1.0mm Bore
45V43	Gas Lens Body 1/16"/1.6mm Bore
45V44	Gas Lens Body 3/32"/2.4mm Bore
45V45	Gas Lens Body 1/8"/3.2mm Bore

Gas Lens Cup

Stock Code	Description
G 53N58	Gas Lens Cup 1/4"/6mm Bore
53N59	Gas Lens Cup 5/16"/8mm Bore
53N60	Gas Lens Cup 3/8"/10mm Bore
53N61	Gas Lens Cup 7/16"/11mm Bore
53N61-S	Gas Lens Cup 1/2"/13mm Bore

Large Diameter Gas Lens Collet

Stock Code	Description
H 13N22L	Large Diameter Gas Lens Collet 1/16"/1.6mm Bore
13N23L	Large Diameter Gas Lens Collet 3/32"/2.4mm ore

Large Diameter Gas Lens Body

Stock Code	Description
I 45V116S	Large Diameter Gas Lens Body 1/16"/1.6mm Bore
45V64S	Large Diameter Gas Lens Body 3/32"/2.4mm Bore

Large Diameter Gas Lens Cup

Stock Code	Description
J 57N75	Large Diameter Gas Lens Cup 3/8"/10mm Bore
57N74	Large Diameter Gas Lens Cup 1/2"/13mm Bore
53N88	Large Diameter Gas Lens Cup 5/8"/16mm Bore
53N87	Large Diameter Gas Lens Cup 3/4"/19mm Bore

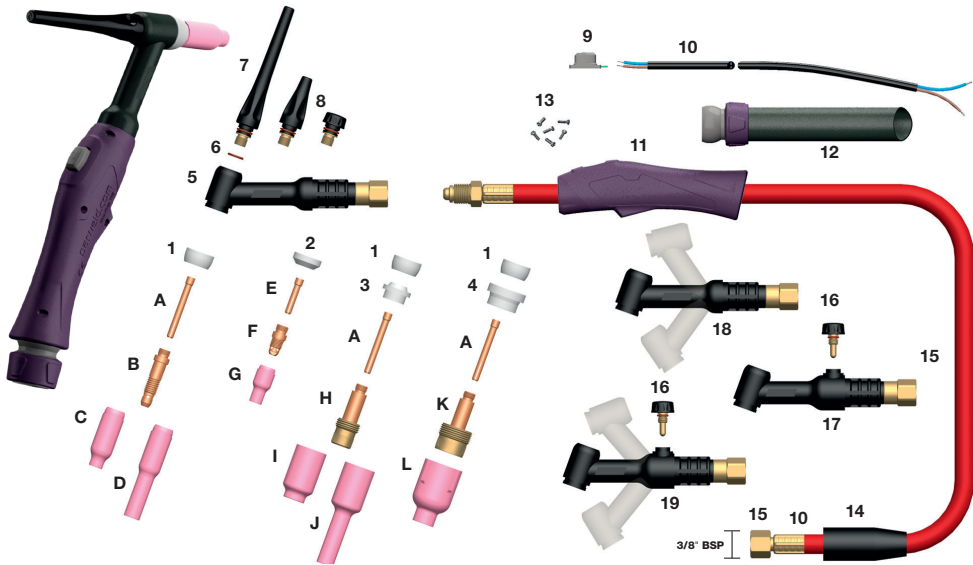
Components

Stock Code	Description
1 598882	Cup Gasket
2 54N63-20	Insulator Large Diameter Gas Lens
3 WP20	Torch Body including Cup Gasket
4 98W77	Back Cap 'O' Ring
5 41V24	Back Cap Long
6 41V35	Back Cap Medium
7 41V33	Back Cap Short
8 53N04	Wire Clamp
9 ECO1MS	Momentary Switch
10 ECOSWL4	Switch Lead x 12.5ft (3.8m)
ECOSWL8	Switch Lead x 25ft (7.6m)
11 ECOH100	Eco-Grip® TIG Handle Small c/w Knuckle Joint
12 609123	Neoprene Sheath x 12.5ft (3.8m)
609125	Neoprene Sheath x 25ft (7.6m)
13 ECOSP	Screw Kit
14 0315071	Insulation Boot
15 45V07	Water Hose x 12.5ft (3.8m) Vinyl
45V08	Water Hose x 25ft (7.6m) Vinyl
16 45V03	Power Cable x 12.5ft (3.8m) Vinyl
45V04	Power Cable x 25ft (7.6m) Vinyl
17 45V09	Gas Hose x 12.5ft (3.8m) Vinyl
45V10	Gas Hose x 25ft (7.6m) Vinyl
18 WP20FX	Torch Body Flexible
19 WP20P	Torch Body Pencil

ECR26

Air Cooled TIG Welding Torch

200A DC, 150A AC @ 60% Duty Cycle, EN60974-7 .020"-5/32" / 0.5mm to 4.0mm Electrodes



Model

Stock Code	Description
ECR26-12BG	Eco-Grip® TIG Torch x 12ft (3.8m) c/w Vinyl Power Cable, Sheathed and Switched
ECR26-25BG	Eco-Grip® TIG Torch x 25ft (7.6m) c/w Vinyl Power Cable, Sheathed and Switched
ECR26-12-2BG	Eco-Grip® TIG Torch x 12ft (3.8m) c/w 2 Piece Power Cable, Sheathed and Switched
ECR26-25-2BG	Eco-Grip® TIG Torch x 25ft (7.6m) c/w 2 Piece Power Cable, Sheathed and Switched

Alternative Torch Body

Stock Code	Description
ECR26V-	Complete Torch Package with Valve
ECR26FX-	Complete Torch Package with Flexi Head
ECR26VFX-	Complete Torch Package with Flexi Valve

Collet

Stock Code	Description
A 10N21	Collet .020"/0.5mm Bore
10N22	Collet .040"/1.0mm Bore
10N23	Collet 1/16"/1.6mm Bore
10N24	Collet 3/32"/2.4mm Bore
10N25	Collet 1/8"/3.2mm Bore
54N20	Collet 5/32"/4.0mm Bore

Collet Body

Stock Code	Description
B 10N29	Collet Body .020"/0.5mm Bore
10N30	Collet Body .040"/1.0mm Bore
10N31	Collet Body 1/16"/1.6mm Bore
10N32	Collet Body 3/32"/2.4mm Bore
10N28	Collet Body 1/8"/3.2mm Bore
406488	Collet Body 5/32"/4.0mm Bore

Ceramic Cup

Stock Code	Description
C 10N50	Ceramic Cup 1/4"/6mm Bore
10N49	Ceramic Cup 5/16"/8mm Bore
10N48	Ceramic Cup 3/8"/10mm Bore
10N47	Ceramic Cup 7/16"/11mm Bore
10N46	Ceramic Cup 1/2"/13mm Bore
10N45	Ceramic Cup 5/8"/16mm Bore
10N44	Ceramic Cup 3/4"/19mm Bore

Long Ceramic Cup

Stock Code	Description
D 10N49L	Long Ceramic Cup 5/16"/8mm Bore
10N48L	Long Ceramic Cup 3/8"/10mm Bore
10N47L	Long Ceramic Cup 7/16"/11mm Bore

Stubby Collet

Stock Code	Description
E 10N21S	Stubby Collet .020"/0.5mm Bore
10N22S	Stubby Collet .040"/1.0mm Bore
10N23S	Stubby Collet 1/16"/1.6mm Bore
10N24S	Stubby Collet 3/32"/2.4mm Bore
10N25S	Stubby Collet 1/8"/3.2mm Bore

Stubby Collet Body

Stock Code	Description
F 17CB20	Stubby Collet Body .020"-1/8"/0.5-3.2mm Bore

Ceramic Cup

Stock Code	Description
G 13N08	Ceramic Cup 1/4"/6mm Bore
13N09	Ceramic Cup 5/16"/8mm Bore
13N10	Ceramic Cup 3/8"/10mm Bore
13N11	Ceramic Cup 7/16"/11mm Bore
13N12	Ceramic Cup 1/2"/13mm Bore
13N13	Ceramic Cup 5/8"/16mm Bore

Gas Lens Body

Stock Code	Description
H 45V29	Gas Lens Body .020"/0.5mm Bore
45V24	Gas Lens Body .040"/1.0mm Bore
45V25	Gas Lens Body 1/16"/1.6mm Bore
45V26	Gas Lens Body 3/32"/2.4mm Bore
45V27	Gas Lens Body 1/8"/3.2mm Bore

Gas Lens Cup

Stock Code	Description
I 54N18	Gas Lens Cup 1/4"/6mm Bore
54N17	Gas Lens Cup 5/16"/8mm Bore
54N16	Gas Lens Cup 3/8"/10mm Bore
54N15	Gas Lens Cup 7/16"/11mm Bore
54N14	Gas Lens Cup 1/2"/13mm Bore
54N19	Gas Lens Cup 11/16"/18mm Bore

Long Gas Lens Cup

Stock Code	Description
J 54N17L	Long Gas Lens Cup 5/16"/8mm Bore
54N16L	Long Gas Lens Cup 3/8"/10mm Bore
54N15L	Long Gas Lens Cup 7/16"/11mm Bore

Large Diameter Gas Lens Body

Stock Code	Description
K 45V116	Large Diameter Gas Lens Body 1/16"/1.6mm Bore
45V64	Large Diameter Gas Lens Body 3/32"/2.4mm Bore
995795	Large Diameter Gas Lens Body 1/8"/3.2mm Bore

Large Diameter Gas Lens Cup

Stock Code	Description
L 57N75	Large Diameter Gas Lens Cup 3/8"/10mm Bore
57N74	Large Diameter Gas Lens Cup 1/2"/13mm Bore
53N88	Large Diameter Gas Lens Cup 5/8"/16mm Bore
53N87	Large Diameter Gas Lens Cup 3/4"/19mm Bore

Components

Stock Code	Description
1 18CG	Cup Gasket
2 18CG20	Cup Gasket for Stubby Collet Body
3 54N01	Gas Lens Insulator (Use with 18CG)
4 54N63	Insulator Large Diameter Gas Lens (Use with 18CG)
5 WP26	Torch Body including Cup Gasket
6 98W18	Back Cap 'O' Ring
7 57Y02	Back Cap Long
8 57Y04	Back Cap Short
9 ECO1MS	Momentary Switch
10 ECOSWL4	Switch Lead x 12.5ft (3.8m)
ECOSWL8	Switch Lead x 25ft (7.6m)
11 ECOH100	Eco-Grip® TIG Handle Small c/w Knuckle Joint
12 609123	Neoprene Sheath x 12.5ft (3.8m)
609125	Neoprene Sheath x 25ft (7.6m)
13 ECOSWP	Screw Kit
14 0315071	Insulation Boot
15 46V28	Power Cable x 12.5ft (3.8m) Vinyl
15 46V30	Power Cable x 25ft (7.6m) Vinyl
46V28-2	Power Cable x 12.5ft (3.8m) 2 Piece
15 46V30-2	Power Cable x 25ft (7.6m) 2 Piece
16 VS-1	Valve Stem
17 WP26V	Torch Body Valve
18 WP26FX	Torch Body Flexible
19 WP26VFX	Torch Body Flexi Valve

WLD TIG Features & Benefits

Torch Heads

Lightweight and Durable

- Manufactured with high temperature resistant silicone rubber insulation.
- All copper components ensure cooler running temperatures and maximum current capacity.

Trigger Switches

- A range of switch styles and options are available.

Handles and Boots Redesigned for Improved Grip

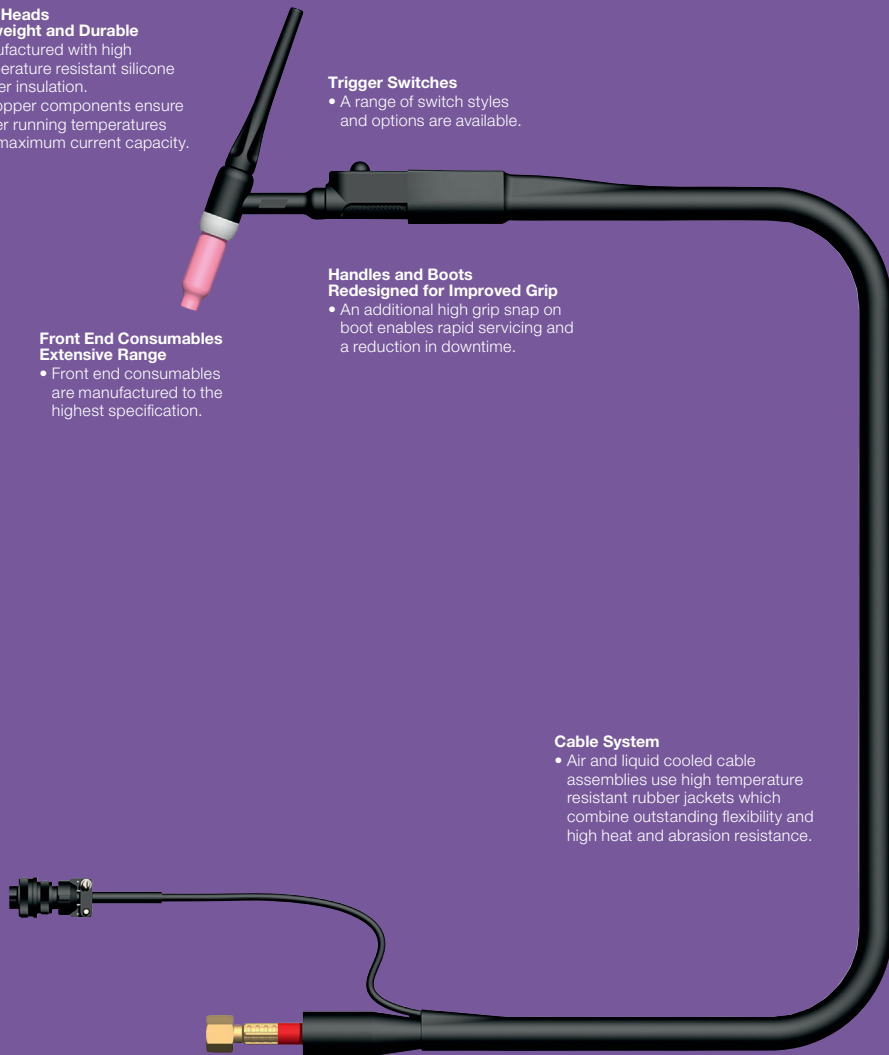
- An additional high grip snap on boot enables rapid servicing and a reduction in downtime.

Front End Consumables Extensive Range

- Front end consumables are manufactured to the highest specification.

Cable System

- Air and liquid cooled cable assemblies use high temperature resistant rubber jackets which combine outstanding flexibility and high heat and abrasion resistance.



Quality Standards

All torches are rigorously tested using computerised and automated test equipment at the design stage through to production. All our components pass rigorous quality control checks prior to assembly. All torches are designed to be tough and damage resistant and comply with EN60974-7.

Scratch and Lift TIG Torches WP9V, WP17V WP26V

WP9V, WP9FV

Air Cooled TIG Welding Torch

125A DC, 100A AC @ 60% Duty Cycle, EN60974-7
.020"-3/32" / 0.5mm to 2.4mm Electrodes



WP17V, WP17FV

Air Cooled TIG Welding Torch

150A DC, 115A AC @ 60% Duty Cycle, EN60974-7
.020"-1/8" / 0.5mm to 3.2mm Electrodes



WP26V, WP26FV

Air Cooled TIG Welding Torch

200A DC, 150A AC @ 60% Duty Cycle, EN60974-7
.020"-5/32" / 0.5mm to 4.0mm Electrodes



-2 End fitting with 3/8" BSP nut and lug on power



-2IX End fitting with 3/8" BSP gas hose nut and 35-50 dinse on power. Gas hose 1.5m longer.



-2-I End fitting with 3/8" BSP nut and 10-25 dinse on power. Gas hose 1.5m longer.



Other end fittings available on request

WP9V - 12 - 2 - IX

1. Torch Head

Stock Code

WP9
WP9VFX
WP17V
WP17VFX
WP26V
WP26VFX

2. Cable Length

Stock Code Length

12	12.5ft (3.8m)
25	25ft (7.6m)

3. End Fitting

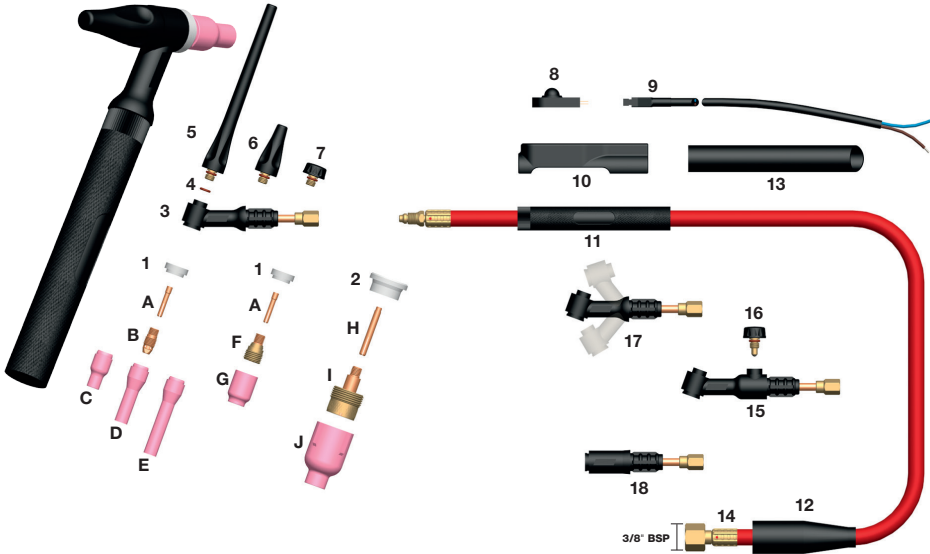
Stock Code Description

-2	3/8" BSP nut and lug on power
-2-IX	3/8" BSP nut and 35-50 dinse on power long gas hose
-2-I	3/8" BSP nut and 10-25 dinse on power long gas hose
-US	5/8" BSP UNF RH male nut and lug on power
-AU	5/8" BSP UNF RH female nut and lug on power
-2-IXS	5/8" BSP UNF RH male nut and 35-50 dinse on power long gas hose
-2-IS	5/8" BSP UNF RH male and 10-25 dinse on power long gas hose
-2-IXU	5/8" BSP UNF RH female and 35-50 dinse on power long gas hose
-2-IU	5/8" BSP UNF RH female and 10-25 dinse on power long gas hose

WP9

Air Cooled TIG Welding Torch

125A DC, 100A AC @ 60% Duty Cycle, EN60974-7 .020"-3/32" / 0.5mm to 2.4mm Electrodes



Model SSW denotes Switched and Sheathed

Stock Code	Description
WP9-12	TIG Torch x 12.5ft (3.8m) c/w Vinyl Power Cable
WP9-12R	TIG Torch x 12.5ft (3.8m) c/w Rubber Cable
WP9-12-2	TIG Torch x 12.5ft (3.8m) c/w 2 Piece Power Cable
WP9-12SSW	TIG Torch x 12.5ft (3.8m) c/w Vinyl Power Cable, SSW
WP9-12RSSW	TIG Torch x 12.5ft (3.8m) c/w Rubber Cable, SSW
WP9-12-2SSW	TIG Torch x 12.5ft (3.8m) c/w 2 Piece Power Cable, Switch
WP9-25	TIG Torch x 25ft (7.6m) c/w Vinyl Power Cable
WP9-25R	TIG Torch x 25ft (7.6m) c/w Rubber Cable
WP9-25-2	TIG Torch x 25ft (7.6m) c/w 2 Piece Power Cable
WP9-25SSW	TIG Torch x 25ft (7.6m) c/w Vinyl Power Cable, SSW
WP9-25RSSW	TIG Torch x 25ft (7.6m) c/w Rubber Cable, SSW
WP9-25-2SSW	TIG Torch x 25ft (7.6m) c/w 2 Piece Power Cable, Switch

Alternative Torch Body

Stock Code	Description
WP9FX-	TIG Torch with Flexi Head
WP9V-	TIG Torch with Valve Head
WP9P-	TIG Torch with Pencil Head
WP9VFX-	TIG Torch with Flexi Valve Head

UPGRADE

Upgrade to our Ergonomic Eco-Grip® TIG torch

- Ergonomic handle reduces RSI and improves operator comfort
- An integrated ball joint offering improved flexibility and manoeuvrability
- New finger location added to the base of the handle offering greater comfort

Collet

Stock Code	Description
A 13N20	Collet .020"/0.5mm Bore
13N21	Collet .040"/1.0mm Bore
13N22	Collet 1/16"/1.6mm Bore
13N22M	Collet 5/64"/2.0mm Bore
13N23	Collet 3/32"/2.4mm Bore

Collet Body

Stock Code	Description
B 13N25	Collet Body .020"/0.5mm Bore
13N26	Collet Body .040"/1.0mm Bore
13N27	Collet Body 1/16"/1.6mm Bore
13N27M	Collet Body 5/64"/2.0mm Bore
13N28	Collet Body 3/32"/2.4mm Bore

Ceramic Cup

Stock Code	Description
C 13N08	Ceramic Cup 1/4"/6mm Bore
13N09	Ceramic Cup 5/16"/8mm Bore
13N10	Ceramic Cup 3/8"/10mm Bore
13N11	Ceramic Cup 7/16"/11mm Bore
13N12	Ceramic Cup 1/2"/13mm Bore
13N13	Ceramic Cup 5/8"/16mm Bore

Long Ceramic Cup

Stock Code	Description
D 796F70	Long Ceramic Cup 3/16"/5mm Bore
796F71	Long Ceramic Cup 1/4"/6mm Bore
796F72	Long Ceramic Cup 5/16"/8mm Bore
796F73	Long Ceramic Cup 3/8"/10mm Bore

Extra Long Ceramic Cup

Stock Code	Description
E 796F74	Extra Long Ceramic Cup 3/16"/5mm Bore
796F75	Extra Long Ceramic Cup 1/4"/6mm Bore
796F76	Extra Long Ceramic Cup 5/16"/8mm Bore
796F77	Extra Long Ceramic Cup 3/8"/10mm Bore

Gas Lens Body

Stock Code	Description
F 45V41	Gas Lens Body .020"/0.5mm Bore
45V42	Gas Lens Body .040"/1.0mm Bore
45V43	Gas Lens Body 1/16"/1.6mm Bore

Gas Lens Cup

Stock Code	Description
G 53N58	Gas Lens Cup 1/4"/6mm Bore
53N59	Gas Lens Cup 5/16"/8mm Bore
53N60	Gas Lens Cup 3/8"/10mm Bore
53N61	Gas Lens Cup 7/16"/11mm Bore
53N61-S	Gas Lens Cup 1/2"/13mm Bore

Large Diameter Gas Lens Collet

Stock Code	Description
H 13N22L	Large Diameter Gas Lens Collet 1/16"/1.6mm Bore
13N23L	Large Diameter Gas Lens Collet 3/32"/2.4mm Bore

Large Diameter Gas Lens Body

Stock Code	Description
I 45V116S	Large Diameter Gas Lens Body 1/16"/1.6mm Bore
45V64S	Large Diameter Gas Lens Body 3/32"/2.4mm Bore

Large Diameter Gas Lens Cup

Stock Code	Description
J 57N75	Large Diameter Gas Lens Cup 3/8"/10mm Bore
57N74	Large Diameter Gas Lens Cup 1/2"/13mm Bore
53N88	Large Diameter Gas Lens Cup 5/8"/16mm Bore
53N87	Large Diameter Gas Lens Cup 3/4"/19mm Bore

Components


Stock Code	Description
1 598882	Cup Gasket
2 54N63-20	Insulator Large Diameter Gas Lens (Use with 18CG)
3 WP9	Torch Body Including Cup Gasket
4 98W77	Back Cap 'O' Ring
5 41V24	Back Cap Long
6 41V35	Back Cap Medium
7 41V33	Back Cap Short
8 950	Microswitch Bulbous
NI 950F	Micro Switch Flat
9 950-40	Switch and Leads x 12.5ft (3.8m)
NI 950-80	Switch and Leads x 25ft (7.6m)
10 RDZ0591	Small Snap-On Boot
NI 607664	Rubber Boot
11 105Z55	Handle
12 0315071	Insulation Boot
13 609123	Neoprene Sheath x 12.5ft (3.8m)
609125	Neoprene Sheath x 25ft (7.6m)
14 57Y01	Power Cable x 12.5ft (3.8m) Vinyl
57Y03	Power Cable x 25ft (7.6m) Vinyl
57Y01R	Power Cable x 12.5ft (3.8m) Rubber
57Y03R	Power Cable x 25ft (7.6m) Rubber
57Y01-2	Power Cable x 12.5ft (3.8m) 2 Piece
57Y03-2	Power Cable x 25ft (7.6m) 2 Piece
15 WP9V	Torch Body Valve
16 VS-2	Valve Stem
17 WP9FX	Torch Body Flexible
18 WP9P	Torch Body Pencil
NI WP9VFX	Torch Body Flexi Valve

NI - Not Illustrated

WP17

Air Cooled TIG Welding Torch

150A DC, 115A AC @ 60% Duty Cycle, EN60974-7 .020" - 1/8" / 0.5mm to 3.2mm Electrodes



Model SSW denotes Switched and Sheathed

Stock Code	Description
WP17-12	TIG Torch x 12.5ft (3.8m) c/w Vinyl Power Cable
WP17-12R	TIG Torch x 12.5ft (3.8m) c/w Rubber Cable
WP17-12-2	TIG Torch x 12.5ft (3.8m) c/w 2 Piece Power Cable
WP17-12SSW	TIG Torch x 12.5ft (3.8m) c/w Vinyl Power Cable, SSW
WP17-12RSSW	TIG Torch x 12.5ft (3.8m) c/w Rubber Cable, SSW
WP17-12-2SSW	TIG Torch x 12.5ft (3.8m) c/w 2 Piece Power Cable, Switch
WP17-25	TIG Torch x 25ft (7.6m) c/w Vinyl Power Cable
WP17-25R	TIG Torch x 25ft (7.6m) c/w Rubber Cable
WP17-25-2	TIG Torch x 25ft (7.6m) c/w 2 Piece Power Cable
WP17-25SSW	TIG Torch x 25ft (7.6m) c/w Vinyl Power Cable, SSW
WP17-25RSSW	TIG Torch x 25ft (7.6m) c/w Rubber Cable, SSW
WP17-25-2SSW	TIG Torch x 25ft (7.6m) c/w 2 Piece Power Cable, Switch

Alternative Torch Body

Stock Code	Description
WP17FX-	TIG Torch with Flexi Head
WP17V-	TIG Torch with Valve Head
WP17VFX-	TIG Torch with Flexi Valve Head

Collet

Stock Code	Description
A 10N21	Collet .020"/0.5mm Bore
10N22	Collet .040"/1.0mm Bore
10N23	Collet 1/16"/1.6mm Bore
10N23M	Collet 5/64"/2.0mm Bore
10N24	Collet 3/32"/2.4mm Bore
10N25	Collet 1/8"/3.2mm Bore
54N20	Collet 5/32"/4.0mm Bore

Collet Body

Stock Code	Description
B 10N29	Collet Body .020"/0.5mm Bore
10N30	Collet Body .040"/1.0mm Bore
10N31	Collet Body 1/16"/1.6mm Bore
10N32	Collet Body 3/32"/2.4mm Bore
10N28	Collet Body 1/8"/3.2mm Bore
406488	Collet Body 5/32"/4.0mm Bore

Ceramic Cup

Stock Code	Description
C 10N50	Ceramic Cup 1/4"/6mm Bore
10N49	Ceramic Cup 5/16"/8mm Bore
10N48	Ceramic Cup 3/8"/10mm Bore
10N47	Ceramic Cup 7/16"/11mm Bore
10N46	Ceramic Cup 1/2"/13mm Bore
10N45	Ceramic Cup 5/8"/16mm Bore
10N44	Ceramic Cup 3/4"/19mm Bore

Long Ceramic Cup

Stock Code	Description
D 10N49L	Long Ceramic Cup 5/16"/8mm Bore
10N48L	Long Ceramic Cup 3/8"/10mm Bore
10N47L	Long Ceramic Cup 7/16"/11mm Bore

Stubby Collet

Stock Code	Description
E 10N21S	Stubby Collet .020"/0.5mm Bore
10N22S	Stubby Collet .040"/1.0mm Bore
10N23S	Stubby Collet 1/16"/1.6mm Bore
10N24S	Stubby Collet 3/32"/2.4mm Bore
10N25S	Stubby Collet 1/8"/3.2mm Bore

Stubby Collet Body

Stock Code	Description
F 17CB20	Stubby Collet Body .020"-1/8"/0.5-3.2mm Bore

Ceramic Cup

Stock Code	Description
G 13N08	Ceramic Cup 1/4"/6mm Bore
13N09	Ceramic Cup 5/16"/8mm Bore
13N10	Ceramic Cup 3/8"/10mm Bore
13N11	Ceramic Cup 7/16"/11mm Bore
13N12	Ceramic Cup 1/2"/13mm Bore
13N13	Ceramic Cup 5/8"/16mm Bore

Gas Lens Body

Stock Code	Description
H 45V29	Gas Lens Body .020"/0.5mm Bore
45V24	Gas Lens Body .040"/1.0mm Bore
45V25	Gas Lens Body 1/16"/1.6mm Bore
45V26	Gas Lens Body 3/32"/2.4mm Bore
45V27	Gas Lens Body 1/8"/3.2mm Bore

Gas Lens Cup

Stock Code	Description
I 54N18	Gas Lens Cup 1/4"/6mm Bore
54N17	Gas Lens Cup 5/16"/8mm Bore
54N16	Gas Lens Cup 3/8"/10mm Bore
54N15	Gas Lens Cup 7/16"/11mm Bore
54N14	Gas Lens Cup 1/2"/13mm Bore
54N19	Gas Lens Cup 11/16"/17mm Bore

Long Gas Lens Cup

Stock Code	Description
J 54N17L	Long Gas Lens Cup 5/16"/8mm Bore
54N16L	Long Gas Lens Cup 3/8"/10mm Bore
54N15L	Long Gas Lens Cup 7/16"/11mm Bore

Large Diameter Gas Lens Body

Stock Code	Description
K 45V116	Large Diameter Gas Lens Body 1/16"/1.6mm Bore
45V64	Large Diameter Gas Lens Body 3/32"/2.4mm Bore
995795	Large Diameter Gas Lens Body 1/8"/3.2mm Bore

Large Diameter Gas Lens Cup

Stock Code	Description
L 57N75	Large Diameter Gas Lens Cup 3/8"/10mm Bore
57N74	Large Diameter Gas Lens Cup 1/2"/13mm Bore
53N88	Large Diameter Gas Lens Cup 5/8"/16mm Bore
53N87	Large Diameter Gas Lens Cup 3/4"/19mm Bore

Components

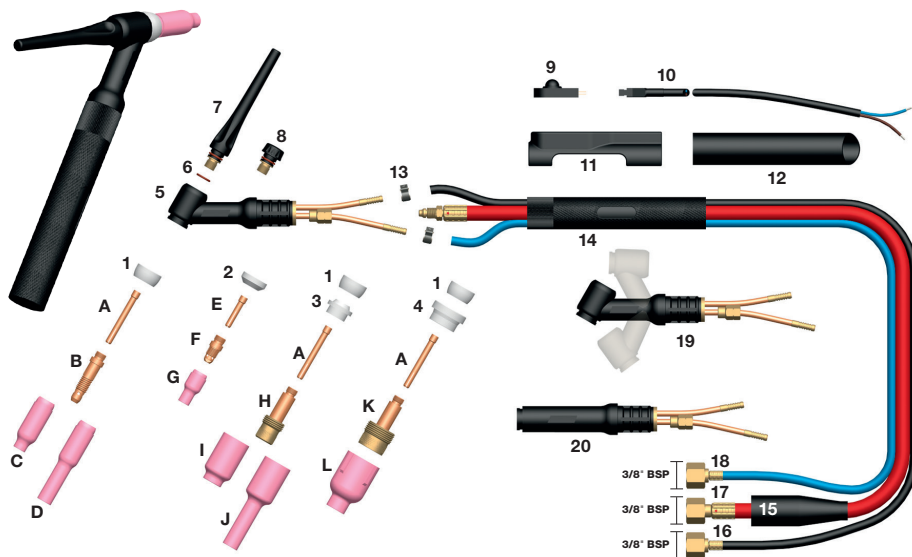
Stock Code	Description
1 18CG	Cup Gasket
2 18CG20	Cup Gasket for Stubby Collet Body
3 54N01	Gas Lens Insulator (Use with 18CG)
4 54N63	Insulator Large Diameter Gas Lens (Use with 18CG)
5 WP17	Torch Body Including Cup Gasket
6 98W18	Back Cap 'O' Ring
7 57Y02	Back Cap Long
8 57Y04	Back Cap Short
9 950	Microswitch Bulbous
NI 950F	Micro Switch Flat
10 950-40	Switch and Leads x 12.5ft (3.8m)
10 950-80	Switch and Leads x 25ft (7.6m)
11 RDZ0591	Small Snap-On Boot
NI 607664	Rubber Boot
12 609123	Neoprene Sheath x 12.5ft (3.8m)
12 609125	Neoprene Sheath x 25ft (7.6m)
13 105Z55	Handle
14 0315071	Insulation Boot
15 57Y01	Power Cable x 12.5ft (3.8m) Vinyl
57Y03	Power Cable x 25ft (7.6m) Vinyl
57Y01R	Power Cable x 12.5ft (3.8m) Rubber
57Y03R	Power Cable x 25ft (7.6m) Rubber
57Y01-2	Power Cable x 12.5ft (3.8m) 2 Piece
57Y03-2	Power Cable x 25ft (7.6m) 2 Piece
16 WP17V	Torch Body Valve
17 VS-2	Valve Stem
18 WP17FX	Torch Body Flexible
19 WP17VFX	Torch Body Flexi Valve

NI – Not Illustrated

WP18

Water Cooled TIG Welding Torch

350A DC, 260A AC @ 100% Duty Cycle, EN60974-7 .020"-5/32" / 0.5mm to 4.0mm Electrodes



Model

SSW denotes Switched and Sheathed

Stock Code	Description
WP18-12	TIG Torch x 12.5ft (3.8m) c/w Vinyl Power Cable
WP18-12R	TIG Torch x 12.5ft (3.8m) c/w Rubber Cable
WP18-12SSW	TIG Torch x 12.5ft (3.8m) c/w Vinyl Power Cable, SSW
WP18-12RSSW	TIG Torch x 12.5ft (3.8m) c/w Rubber Cable, SSW
WP18-25	TIG Torch x 25ft (7.6m) c/w Vinyl Power Cable
WP18-25R	TIG Torch x 25ft (7.6m) c/w Rubber Cable
WP18-25SSW	TIG Torch x 25ft (7.6m) c/w Vinyl Power Cable, SSW
WP18-25RSSW	TIG Torch x 25ft (7.6m) c/w Rubber Cable, SSW

Alternative Torch Body

Stock Code	Description
WP18FX-	TIG Torch with Flexi Head
WP18SP-	TIG Torch with Pencil Head

Collet

Stock Code	Description
A 10N21	Collet .020"/0.5mm Bore
10N22	Collet .040"/1.0mm Bore
10N23	Collet 1/16"/1.6mm Bore
10N23M	Collet 5/64"/2.0mm Bore
10N24	Collet 3/32"/2.4mm Bore
10N25	Collet 1/8"/3.2mm Bore
54N20	Collet 5/32"/4.0mm Bore

Collet Body

Stock Code	Description
B 10N29	Collet Body .020"/0.5mm Bore
10N30	Collet Body .040"/1.0mm Bore
10N31	Collet Body 1/16"/1.6mm Bore
10N31M	Collet Body 5/64"/2.0mm Bore
10N32	Collet Body 3/32"/2.4mm Bore
10N28	Collet Body 1/8"/3.2mm Bore
406488	Collet Body 5/32"/4.0mm Bore

Ceramic Cup

Stock Code	Description
C 10N50	Ceramic Cup 1/4"/6mm Bore
10N49	Ceramic Cup 5/16"/8mm Bore
10N48	Ceramic Cup 3/8"/10mm Bore
10N47	Ceramic Cup 7/16"/11mm Bore
10N46	Ceramic Cup 1/2"/13mm Bore
10N45	Ceramic Cup 5/8"/16mm Bore
10N44	Ceramic Cup 3/4"/19mm Bore

Long Ceramic Cup

Stock Code	Description
D 10N49L	Long Ceramic Cup 5/16"/8mm Bore
10N48L	Long Ceramic Cup 3/8"/10mm Bore
10N47L	Long Ceramic Cup 7/16"/11mm Bore

Stubby Collet

Stock Code	Description
E 10N21S	Stubby Collet .020"/0.5mm Bore
10N22S	Stubby Collet .040"/1.0mm Bore
10N23S	Stubby Collet 1/16"/1.6mm Bore
10N24S	Stubby Collet 3/32"/2.4mm Bore
10N25S	Stubby Collet 1/8"/3.2mm Bore

Stubby Collet Body

Stock Code	Description
F 17CB20	Stubby Collet Body .020"-1/8"/0.5-3.2mm Bore

Ceramic Cup

Stock Code	Description
G 13N08	Ceramic Cup 1/4"/6mm Bore
13N09	Ceramic Cup 5/16"/8mm Bore
13N10	Ceramic Cup 3/8"/10mm Bore
13N11	Ceramic Cup 7/16"/11mm Bore
13N12	Ceramic Cup 1/2"/13mm Bore
13N13	Ceramic Cup 5/8"/16mm Bore

Gas Lens Body

Stock Code	Description
H 45V29	Gas Lens Body .020"/0.5mm Bore
45V24	Gas Lens Body .040"/1.0mm Bore
45V25	Gas Lens Body 1/16"/1.6mm Bore
45V26	Gas Lens Body 3/32"/2.4mm Bore
45V27	Gas Lens Body 1/8"/3.2mm Bore
45V28	Gas Lens Body 5/32"/4.0mm Bore

Gas Lens Cup

Stock Code	Description
I 54N18	Gas Lens Cup 1/4"/6mm Bore
54N17	Gas Lens Cup 5/16"/8mm Bore
54N16	Gas Lens Cup 3/8"/10mm Bore
54N15	Gas Lens Cup 7/16"/11mm Bore
54N14	Gas Lens Cup 1/2"/13mm Bore
54N19	Gas Lens Cup 11/16"/17mm Bore

Long Gas Lens Cup

Stock Code	Description
J 54N17L	Long Gas Lens Cup 5/16"/8mm Bore
54N16L	Long Gas Lens Cup 3/8"/10mm Bore
54N15L	Long Gas Lens Cup 7/16"/11mm Bore

Large Diameter Gas Lens Body

Stock Code	Description
K 45V116	Large Diameter Gas Lens Body 1/16"/1.6mm Bore
45V64	Large Diameter Gas Lens Body 3/32"/2.4mm Bore
995795	Large Diameter Gas Lens Body 1/8"/3.2mm Bore
45V63	Large Diameter Gas Lens Body 5/32"/4.0mm Bore

Large Diameter Gas Lens Cup

Stock Code	Description
L 57N75	Large Diameter Gas Lens Cup 3/8"/10mm Bore
57N74	Large Diameter Gas Lens Cup 1/2"/13mm Bore
53N88	Large Diameter Gas Lens Cup 5/8"/16mm Bore
53N87	Large Diameter Gas Lens Cup 3/4"/19mm Bore

Components

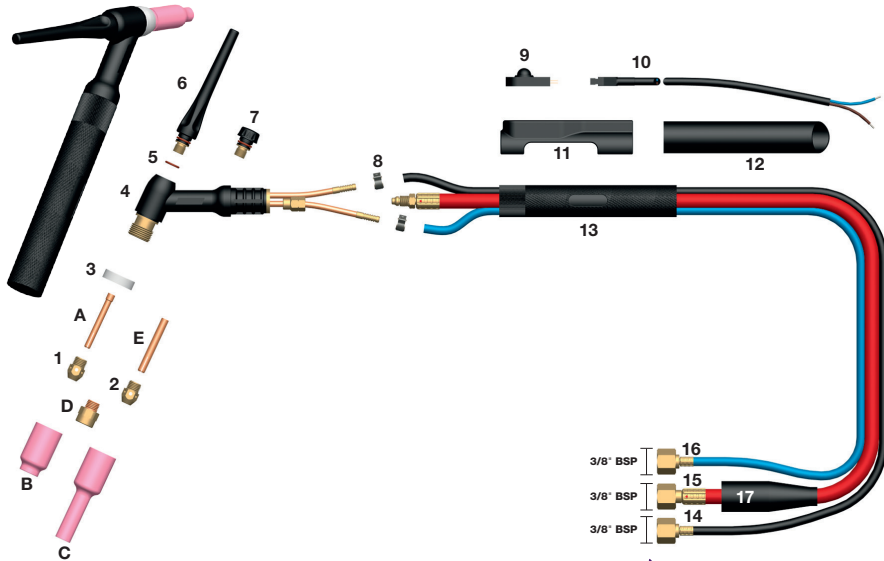
Stock Code	Description
1 18CG	Cup Gasket
2 18CG20	Cup Gasket for Stubby Collet Body
3 54N01	Gas Lens Insulator (Use with 18CG)
4 54N63	Insulator Large Diameter Gas Lens (Use with 18CG)
5 WP18	Torch Body including Cup Gasket
6 98W18	Back Cap 'O' Ring
7 57Y02	Back Cap Long
8 57Y04	Back Cap Short
9 950	Microswitch Bulbous
NI 950F	Micro Switch Flat
10 950-40	Switch and Leads x 12.5ft (3.8m)
950-80	Switch and Leads x 25ft (7.6m)
11 RDZ0590	Large Snap-On Boot
NI 607663	Rubber Boot
12 609123	Neoprene Sheath x 12.5ft (3.8m)
609125	Neoprene Sheath x 25ft (7.6m)
13 B5024	Hose Clamp
14 10N15	Handle
15 0315071	Insulation Boot
16 45V09	Vinyl Gas Hose x 12.5ft (3.8m)
45V10	Vinyl Gas Hose x 25ft (7.6m)
45V090B	Overbraided Gas Hose x 12.5ft (3.8m)
45V100B	Overbraided Gas Hose x 25ft (7.6m)
17 40V64	Power Cable x 12.5ft (3.8m) Vinyl
41V29	Power Cable x 25ft (7.6m) Vinyl
40V64R	Power Cable x 12.5ft (3.8m) Rubber
41V29R	Power Cable x 25ft (7.6m) Rubber
18 45V07	Vinyl Water Hose x 12.5ft (3.8m)
45V08	Vinyl Water Hose x 25ft (7.6m)
45V070B	Overbraided Water Hose x 12.5ft (3.8m)
45V080B	Overbraided Water Hose x 25ft (7.6m)
19 WP18FX	Torch Body Flexible
20 WP18SP	Torch Body Pencil

NI - Not Illustrated

WP18SC

Water Cooled TIG Welding Torch

400A DC, 300A AC @ 100% Duty Cycle, EN60974-7 .020"-3/16" / 0.5mm to 4.8mm Electrodes



Model SSW denotes Switched and Sheathed

Stock Code	Description
WP18SC-12	TIG Torch x 12.5ft (3.8m) c/w Vinyl Power Cable
WP18SC-12R	TIG Torch x 12.5ft (3.8m) c/w Rubber Cable
WP18SC-12SSW	TIG Torch x 12.5ft (3.8m) c/w Vinyl Power Cable, SSW
WP18SC-12RSSW	TIG Torch x 12.5ft (3.8m) c/w Rubber Cable, SSW
WP18SC-25	TIG Torch x 25ft (7.6m) c/w Vinyl Power Cable
WP18SC-25R	TIG Torch x 25ft (7.6m) c/w Rubber Cable
WP18SC-25SSW	TIG Torch x 25ft (7.6m) c/w Vinyl Power Cable, SSW
WP18SC-25RSSW	TIG Torch x 25ft (7.6m) c/w Rubber Cable, SSW

UPGRADE

Why not upgrade to the Ergonomically Superior **Pro-Grip Max® TIG torch?**

- Integrated Dual Soft Grips to suit all applications
- Plug and Play Technology
- Switches can be changed within 5 seconds
- 7 different switch options
- Designed registered

Collet

Stock Code	Description
A 10N21	Collet .020"/0.5mm Bore
10N22	Collet .040"/1.0mm Bore
10N23	Collet 1/16"/1.6mm Bore
10N23M	Collet 5/64"/2.0mm Bore
10N24	Collet 3/32"/2.4mm Bore
10N25	Collet 1/8"/3.2mm Bore
54N20	Collet 5/32"/4.0mm Bore

Gas Lens Cup

Stock Code	Description
B 54N18	Gas Lens Cup 1/4"/6mm Bore
54N17	Gas Lens Cup 5/16"/8mm Bore
54N16	Gas Lens Cup 3/8"/10mm Bore
54N15	Gas Lens Cup 7/16"/11mm Bore
54N14	Gas Lens Cup 1/2"/13mm Bore
54N19	Gas Lens Cup 11/16"/17mm Bore

Long Gas Lens Cup

Stock Code	Description
C 54N17L	Long Gas Lens Cup 5/16"/8mm Bore
54N16L	Long Gas Lens Cup 3/8"/10mm Bore
54N15L	Long Gas Lens Cup 7/16"/11mm Bore

Gas Lens Body

Stock Code	Description
D 18GL16	Gas Lens Body 1/16"/1.6mm Bore
18GL32	Gas Lens Body 3/32"/2.4mm Bore
18GL18	Gas Lens Body 1/8"/3.2mm Bore
18GL53	Gas Lens Body 5/32"/4.0mm Bore
18GL36	Gas Lens Body 3/16"/4.8mm Bore

Heavy Duty Collet

Stock Code	Description
E 10N25HD	Heavy Duty Collet 1/8"/3.2mm Bore
54N20HD	Heavy Duty Collet 5/32"/4.0mm Bore
18C36	Heavy Duty Collet 3/16"/4.8mm Bore

Components

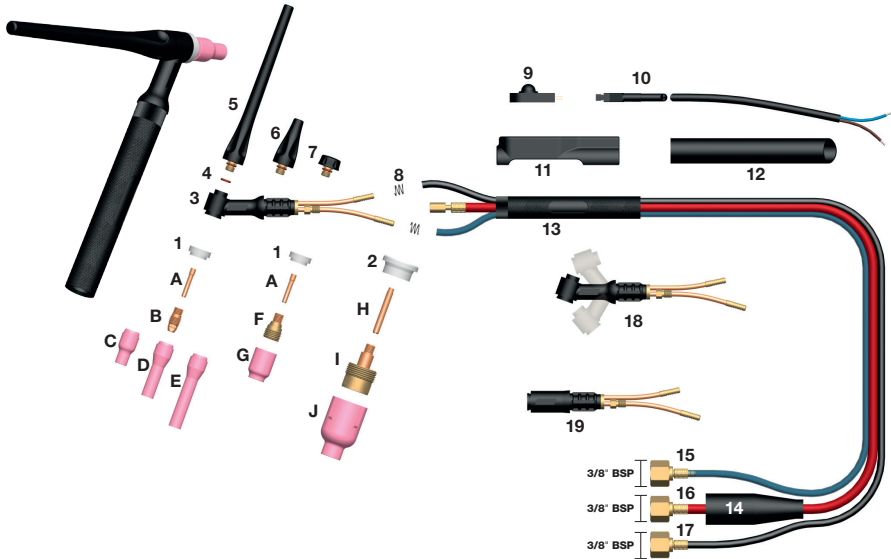
Stock Code	Description
1 NCB-53	Standard Nose Collet Body
2 NCB-36	Heavy Duty Nose Collet Body
3 18NG	Nozzle Gasket
4 WP18SC	Torch Body including Nozzle Gasket
5 98W18	Back Cap 'O' Ring
6 57Y02	Back Cap Long
7 57Y04	Back Cap Short
8 B5024	Hose Clamp
9 950	Microswitch Bulbous
10 950-40	Switch and Leads x 12.5ft (3.8m)
NI 950-80	Switch and Leads x 25ft (7.6m)
11 RDZ0590	Large Snap-On Boot
NI 607663	Rubber Boot
12 609123	Neoprene Sheath x 12.5ft (3.8m)
12 609125	Neoprene Sheath x 25ft (7.6m)
13 10N15	Handle
14 45V09	Vinyl Gas Hose x 12.5ft (3.8m)
45V10	Vinyl Gas Hose x 25ft (7.6m)
45V09OB	Overbraided Gas Hose x 12.5ft (3.8m)
45V10OB	Overbraided Gas Hose x 25ft (7.6m)
15 40V64	Power Cable x 12.5ft (3.8m) Vinyl
41V29	Power Cable x 25ft (7.6m) Vinyl
40V65R	Power Cable x 12.5ft (3.8m) Rubber
41V29R	Power Cable x 25ft (7.6m) Rubber
16 45V07	Vinyl Water Hose x 12.5ft (3.8m)
45V08	Vinyl Water Hose x 25ft (7.6m)
45V07OB	Overbraided Water Hose x 12.5ft (3.8m)
45V08OB	Overbraided Water Hose x 25ft (7.6m)
17 0315071	Insulation Boot

NI - Not Illustrated

WP20

Water Cooled TIG Welding Torch

250A DC, 190A AC @ 100% Duty Cycle, EN60974-7 .020"-1/8" / 0.5mm to 3.2mm Electrodes



Model

SSW denotes Switched and Sheathed

Stock Code	Description
WP20-12	TIG Torch x 12.5ft (3.8m) c/w Vinyl Power Cable
WP20-12SSW	TIG Torch x 12.5ft (3.8m) c/w Vinyl Power Cable, SSW
WP20-25	TIG Torch x 25ft (7.6m) c/w Vinyl Power Cable
WP20-25SSW	TIG Torch x 25ft (7.6m) c/w Vinyl Power Cable, SSW

Alternative Torch Body

Stock Code	Description
WP20FX-	TIG Torch with Flexi Head
WP20P-	TIG Torch with Pencil Head

UPGRADE

Upgrade to our Ergonomic Eco-Grip® TIG torch

- Ergonomic handle reduces RSI and improves operator comfort
- An integrated ball joint offering improved flexibility and manoeuvrability
- New finger location added to the base of the handle offering greater comfort

Collet

Stock Code	Description
A 13N20	Collet .020"/0.5mm Bore
13N21	Collet .040"/1.0mm Bore
13N22	Collet 1/16"/1.6mm Bore
13N22M	Collet 5/64"/2.0mm Bore
13N23	Collet 3/32"/2.4mm Bore
13N24	Collet 1/8"/3.2mm Bore

Collet Body

Stock Code	Description
B 13N25	Collet Body .020"/0.5mm Bore
13N26	Collet Body .040"/1.0mm Bore
13N27	Collet Body 1/16"/1.6mm Bore
13N27M	Collet Body 5/64"/2.0mm Bore
13N28	Collet Body 3/32"/2.4mm Bore
13N29	Collet Body 1/8"/3.2mm Bore

Ceramic Cup

Stock Code	Description
C 13N08	Ceramic Cup 1/4"/6mm Bore
13N09	Ceramic Cup 5/16"/8mm Bore
13N10	Ceramic Cup 3/8"/10mm Bore
13N11	Ceramic Cup 7/16"/11mm Bore
13N12	Ceramic Cup 1/2"/13mm Bore
13N13	Ceramic Cup 5/8"/16mm Bore

Long Ceramic Cup

Stock Code	Description
D 796F70	Long Ceramic Cup 3/16"/5mm Bore
796F71	Long Ceramic Cup 1/4"/6mm Bore
796F72	Long Ceramic Cup 5/16"/8mm Bore
796F73	Long Ceramic Cup 3/8"/10mm Bore

Extra Long Ceramic Cup

Stock Code	Description
E 796F74	Extra Long Ceramic Cup 3/16"/5mm Bore
796F75	Extra Long Ceramic Cup 1/4"/6mm Bore
796F76	Extra Long Ceramic Cup 5/16"/8mm Bore
796F77	Extra Long Ceramic Cup 3/8"/10mm Bore

Gas Lens Body

Stock Code	Description
F 45V41	Gas Lens Body .020"/0.5mm Bore
45V42	Gas Lens Body .040"/1.0mm Bore
45V43	Gas Lens Body 1/16"/1.6mm Bore
45V44	Gas Lens Body 3/32"/2.4mm Bore
45V45	Gas Lens Body 1/8"/3.2mm Bore

Gas Lens Cup

Stock Code	Description
G 53N58	Gas Lens Cup 1/4"/6mm Bore
53N59	Gas Lens Cup 5/16"/8mm Bore
53N60	Gas Lens Cup 3/8"/10mm Bore
53N61	Gas Lens Cup 7/16"/11mm Bore
53N61-S	Gas Lens Cup 1/2"/13mm Bore

Large Diameter Gas Lens Collet

Stock Code	Description
H 13N22L	Large Diameter Gas Lens Collet 1/16"/1.6mm
13N23L	Large Diameter Gas Lens Collet 3/32"/2.4mm

Large Diameter Gas Lens Body

Stock Code	Description
I 45V116S	Large Diameter Gas Lens Body 1/16"/1.6mm Bore
45V64S	Large Diameter Gas Lens Body 3/32"/2.4mm Bore

Large Diameter Gas Lens Cup

Stock Code	Description
J 57N75	Large Diameter Gas Lens Cup 3/8"/10mm Bore
57N74	Large Diameter Gas Lens Cup 1/2"/13mm Bore
53N88	Large Diameter Gas Lens Cup 5/8"/16mm Bore
53N87	Large Diameter Gas Lens Cup 3/4"/19mm Bore

Components

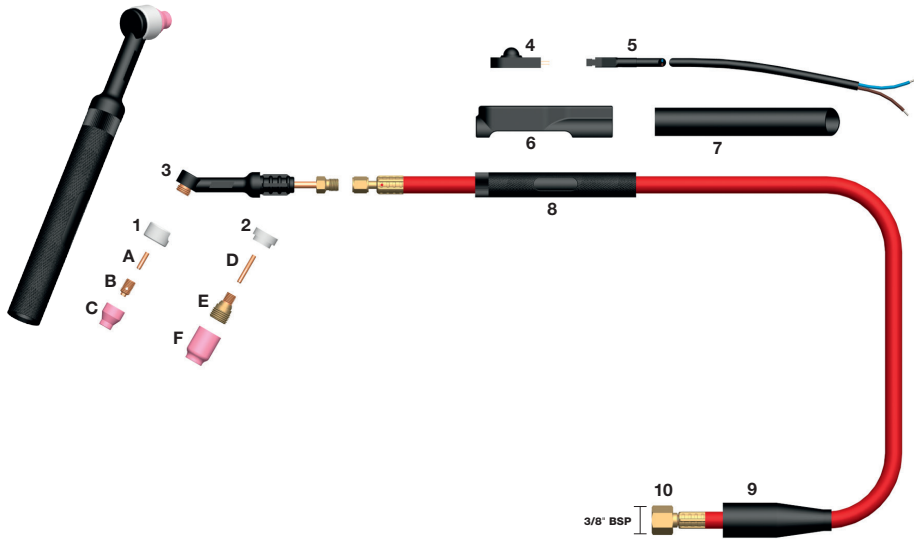
Stock Code	Description
1 598882	Cup Gasket
2 54N63-20	Insulator Large Diameter Gas Lens (Use with 18CG)
3 WP20	Torch Body including Cup Gasket
4 98W77	Back Cap 'O' Ring
5 41V24	Back Cap Long
6 41V35	Back Cap Medium
7 41V33	Back Cap Short
8 53N04	Wire Clamp
9 950	Microswitch Bulbous
NI 950F	Micro Switch Flat
10 950-40	Switch and Leads x 12.5ft (3.8m)
950-80	Switch and Leads x 25ft (7.6m)
11 RDZ0591	Small Snap-On Boot
NI 607664	Rubber Boot
12 609123	Neoprene Sheath x 12.5ft (3.8m)
609125	Neoprene Sheath x 25ft (7.6m)
13 105Z55	Handle
14 0315071	Insulation Boot
15 45V07	Vinyl Water Hose x 12.5ft (3.8m)
45V08	Vinyl Water Hose x 25ft (7.6m)
16 45V03	Power Cable x 12.5ft (3.8m) Vinyl
45V04	Power Cable x 25ft (7.6m) Vinyl
17 45V09	Vinyl Gas Hose x 12.5ft (3.8m)
45V10	Vinyl Gas Hose x 25ft (7.6m)
18 WP20FX	Torch Body Flexible
19 WP20P	Torch Body Pencil

NI – Not Illustrated

WP24

Air Cooled TIG Welding Torch

80A DC, 50A AC @ 60% Duty Cycle, EN60974-7 .020"-3/32" / 0.5mm to 1.6mm Electrodes



Model

SSW denotes Switched and Sheathed

Stock Code	Description
WP24-12	TIG Torch x 12.5ft (3.8m) c/w Vinyl Power Cable
WP24-12R	TIG Torch x 12.5ft (3.8m) c/w Rubber Cable
WP24-12SSW	TIG Torch x 12.5ft (3.8m) c/w Vinyl Power Cable, SSW
WP24-12RSSW	TIG Torch x 12.5ft (3.8m) c/w Rubber Cable, SSW
WP24-25	TIG Torch x 25ft (7.6m) c/w Vinyl Power Cable
WP24-25R	TIG Torch x 25ft (7.6m) c/w Rubber Cable
WP24-25SSW	TIG Torch x 25ft (7.6m) c/w Vinyl Power Cable, SSW
WP24-25RSSW	TIG Torch x 25ft (7.6m) c/w Rubber Cable, SSW

UPGRADE

Upgrade to our Ergonomic Eco-Grip® TIG torch

- Ergonomic handle reduces RSI and improves operator comfort
- An integrated ball joint offering improved flexibility and manoeuvrability
- New finger location added to the base of the handle offering greater comfort

Collet

	Stock Code	Description
A	53N16	Standard Collet .040"/1.0mm Bore
	53N14	Standard Collet 1/16"/1.6mm Bore

Collet Body

	Stock Code	Description
B	53N18	Standard Collet Body .040"/1.0mm Bore
	53N19	Standard Collet Body 1/16"/1.6mm Bore

Ceramic Cup

	Stock Code	Description
C	53N24	Standard Ceramic Cup 1/4"/6mm Bore
	53N25	Standard Ceramic Cup 5/16"/8mm Bore
	53N27	Standard Ceramic Cup 3/8"/10mm Bore

Gas Lens Collet

	Stock Code	Description
D	53N64	Gas Lens Collet 1/16"/1.6mm Bore

Gas Lens Body

	Stock Code	Description
E	45V43	Gas Lens Body 1/6"/1.6mm Bore

Gas Lens Cup

	Stock Code	Description
F	53N58	Gas Lens Cup 1/4"/6mm Bore
	53N59	Gas Lens Cup 5/16"/8mm Bore
	53N60	Gas Lens Cup 3/8"/10mm Bore
	53N61	Gas Lens Cup 7/16"/11mm Bore
	53N61-S	Gas Lens Cup 1/2"/13mm Bore

Components

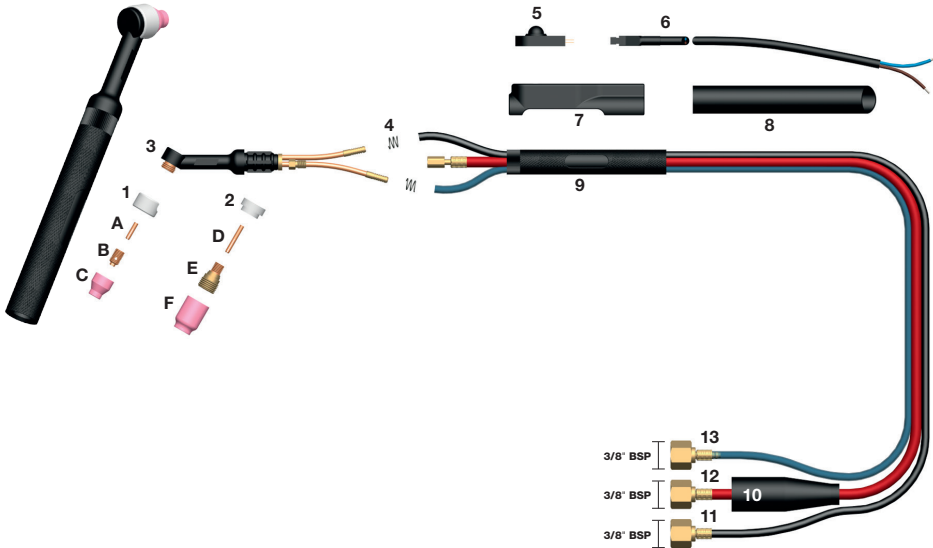
	Stock Code	Description
1	53N22	Standard Cup Gasket
2	53N66	Gas Lens Insulator (Use with 18CG)
3	WP24	Torch Body including Cup Gasket
4	950	Microswitch Bulbous
NI	950F	Micro Switch Flat
5	950-40	Switch and Leads x 12.5ft (3.8m)
	950-80	Switch and Leads x 25ft (7.6m)
6	RDZ0591	Small Snap-On Boot
NI	607664	Rubber Boot
7	609123	Neoprene Sheath x 12.5ft (3.8m)
	609125	Neoprene Sheath x 25ft (7.6m)
8	105Z55	Handle
9	0315071	Insulation Boot
10	56Y38	Power Cable x 12.5ft (3.8m) Vinyl
	56Y97	Power Cable x 25ft (7.6m) Vinyl
	56Y38R	Power Cable x 12.5ft (3.8m) Rubber
	56Y97R	Power Cable x 25ft (7.6m) Rubber

NI - Not Illustrated

WP24W

Water Cooled TIG Welding Torch

180A DC, 135A AC @ 100% Duty Cycle, EN60974-7 .020"-3/32" / 0.5mm to 1.6mm Electrodes



Model	Description
WP24W-12	TIG Torch x 12.5ft (3.8m) c/w Vinyl Power Cable
WP24W12SSW	TIG Torch x 12ft (3.8m) c/w Vinyl Power Cable, SSW
WP24W-25	TIG Torch x 25ft (7.6m) c/w Vinyl Power Cable
WP24W-25SSW	TIG Torch x 25ft (7.6m) c/w Vinyl Power Cable, SSW

SSW denotes Switched and Sheathed

UPGRADE

Why not upgrade to the Ergonomically Superior **Pro-Grip Max® TIG torch?**

- Integrated Dual Soft Grips
- Plug and Play Technology
- Switches can be changed within 5 seconds
- 7 different switch options to suit all applications
- Designed registered

Collet

	Stock Code	Description
A	53N16	Standard Collet .040"/1.0mm Bore
	53N14	Standard Collet 1/16"/1.6mm Bore

Collet Body

	Stock Code	Description
B	53N18	Standard Collet Body .040"/1.0mm
	53N19	Standard Collet Body 1/16"/1.6mm

Ceramic Cup

	Stock Code	Description
C	53N24	Standard Ceramic Cup 1/4"/6mm Bore
	53N25	Standard Ceramic Cup 5/16"/8mm Bore
	53N27	Standard Ceramic Cup 3/8"/10mm Bore

Gas Lens Collet

	Stock Code	Description
D	53N64	Gas Lens Collet 1/16"/1.6mm Bore

Gas Lens Body

	Stock Code	Description
E	45V43	Gas Lens Body 1/6"/1.6mm Bore

Gas Lens Cup

	Stock Code	Description
F	53N58	Gas Lens Cup 1/4"/6mm Bore
	53N69	Gas Lens Cup 5/16"/8mm Bore
	53N60	Gas Lens Cup 3/8"/10mm Bore
	53N61	Gas Lens Cup 7/16"/11mm Bore
	53N61-S	Gas Lens Cup 1/2"/13mm Bore

Components

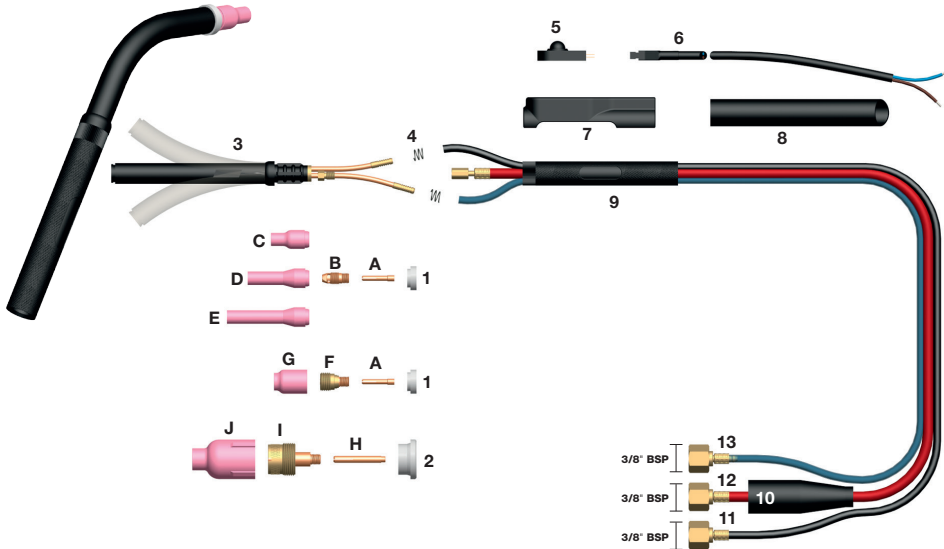
	Stock Code	Description
1	53N22	Standard Cup Gasket
2	53N66	Gas Lens Insulator (Use with 18CG)
3	WP24W	Torch Body including Cup Gasket
4	53N04	Wire Clamp
5	950	Microswitch Bulbous
NI	950F	Micro Switch Flat
6	950-40	Switch and Leads x 12.5ft (3.8m)
	950-80	Switch and Leads x 25ft (7.6m)
7	RDZ0591	Small Snap-On Boot
NI	607664	Rubber Boot
8	609123	Neoprene Sheath x 12.5ft (3.8m)
	609125	Neoprene Sheath x 25ft (7.6m)
9	105Z55	Handle
10	0315071	Insulation Boot
11	45V09	Vinyl Gas Hose x 12.5ft (3.8m)
	45V10	Vinyl Gas Hose x 25ft (7.6m)
12	45V03	Power Cable x 12.5ft (3.8m) Vinyl
	45V04	Power Cable x 25ft (7.6m) Vinyl
13	45V07	Vinyl Water Hose x 12.5ft (3.8m)
	45V08	Vinyl Water Hose x 25ft (7.6m)

NI - Not Illustrated

WP25

Water Cooled TIG Welding Torch

200A DC, 150A AC @ 100% Duty Cycle, EN60974-7 .020"-1/8" / 0.5mm to 3.2mm Electrodes



Model

SSW denotes Switched and Sheathed

Stock Code	Description
WP25-12	TIG Torch x 12.5ft (3.8m) c/w Vinyl Power Cable
WP25-12SSW	TIG Torch x 12.5ft (3.8m) c/w Vinyl Power Cable, SSW
WP25-25	TIG Torch x 25ft (7.6m) c/w Vinyl Power Cable
WP25-25SSW	TIG Torch x 25ft (7.6m) c/w Vinyl Power Cable, SSW

UPGRADE

Why not upgrade
to the Ergonomically Superior
Pro-Grip Max® TIG torch?

- Integrated Dual Soft Grips
- Plug and Play Technology
- Switches can be changed within 5 seconds
- 7 different switch options to suit all applications
- Designed registered

Collet

Stock Code	Description
A 13N20	Collet .020"/0.5mm Bore
13N21	Collet .040"/1.0mm Bore
13N22	Collet 1/16"/1.6mm Bore
13N22M	Collet 5/64"/2.0mm Bore
13N23	Collet 3/32"/2.4mm Bore
13N24	Collet 1/8"/3.2mm Bore

Collet Body

Stock Code	Description
B 13N25	Collet Body .020"/0.5mm Bore
13N26	Collet Body .040"/1.0mm Bore
13N27	Collet Body 1/16"/1.6mm Bore
13N27M	Collet Body 5/64"/2.0mm Bore
13N28	Collet Body 3/32"/2.4mm Bore
13N29	Collet Body 1/8"/3.2mm Bore

Ceramic Cup

Stock Code	Description
C 13N08	Ceramic Cup 1/4"/6mm Bore
13N09	Ceramic Cup 5/16"/8mm Bore
13N10	Ceramic Cup 3/8"/10mm Bore
13N11	Ceramic Cup 7/16"/11mm Bore
13N12	Ceramic Cup 1/2"/13mm Bore
13N13	Ceramic Cup 5/8"/16mm Bore

Long Ceramic Cup

Stock Code	Description
D 796F70	Long Ceramic Cup 3/16"/5mm Bore
796F71	Long Ceramic Cup 1/4"/6mm Bore
796F72	Long Ceramic Cup 5/16"/8mm Bore
796F73	Long Ceramic Cup 3/8"/10mm Bore

Extra Long Ceramic Cup

Stock Code	Description
E 796F74	Extra Long Ceramic Cup 3/16"/5mm Bore
796F75	Extra Long Ceramic Cup 1/4"/6mm Bore
796F76	Extra Long Ceramic Cup 5/16"/8mm Bore
796F77	Extra Long Ceramic Cup 3/8"/10mm Bore

Gas Lens Body

Stock Code	Description
F 45V41	Gas Lens Body .020"/0.5mm Bore
45V42	Gas Lens Body .040"/1.0mm Bore
45V43	Gas Lens Body 1/16"/1.6mm Bore
45V44	Gas Lens Body 3/32"/2.4mm Bore
45V45	Gas Lens Body 1/8"/3.2mm Bore

Gas Lens Cup

Stock Code	Description
G 53N58	Gas Lens Cup 1/4"/6mm Bore
53N59	Gas Lens Cup 5/16"/8mm Bore
53N60	Gas Lens Cup 3/8"/10mm Bore
53N61	Gas Lens Cup 7/16"/11mm Bore
53N61-S	Gas Lens Cup 1/2"/13mm Bore

Large Diameter Gas Lens Collet

Stock Code	Description
H 13N22L	Large Diameter Gas Lens Collet 1/16"/1.6mm Bore
13N23L	Large Diameter Gas Lens Collet 3/32"/2.4mm Bore

Large Diameter Gas Lens Body

Stock Code	Description
I 45V116S	Large Diameter Gas Lens Body 1/16"/1.6mm Bore
45V64S	Large Diameter Gas Lens Body 3/32"/2.4mm Bore

Large Diameter Gas Lens Cup

Stock Code	Description
J 57N75	Large Diameter Gas Lens Cup 3/8"/10mm Bore
57N74	Large Diameter Gas Lens Cup 1/2"/13mm Bore
53N88	Large Diameter Gas Lens Cup 5/8"/16mm Bore
53N87	Large Diameter Gas Lens Cup 3/4"/19mm Bore

Components

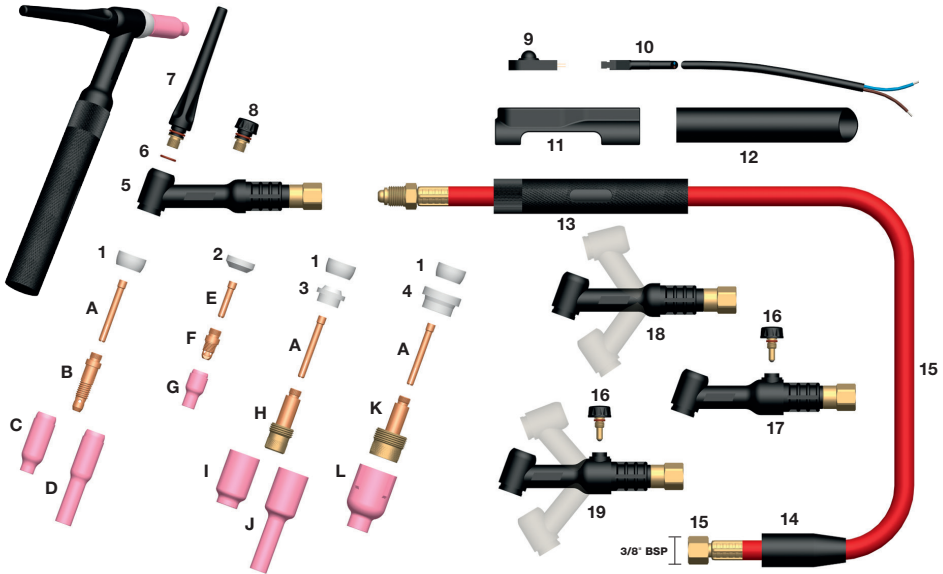
Stock Code	Description
1 53N22	Standard Cup Gasket
2 54N63-20	Insulator Large Diameter Gas Lens (Use with 18CG)
3 WP25	Torch Body including Cup Gasket
4 53N04	Wire Clamp
5 950	Microswitch Bulbous
NI 950F	Micro Switch Flat
6 950-40	Switch and Leads x 12.5ft (3.8m)
950-80	Switch and Leads x 25ft (7.6m)
7 RDZ0591	Small Snap-On Boot
NI 607664	Rubber Boot
8 609123	Neoprene Sheath x 12.5ft (3.8m)
609125	Neoprene Sheath x 25ft (7.6m)
9 105255	Handle
10 0315071	Insulation Boot
11 45V09	Vinyl Gas Hose x 12.5ft (3.8m)
45V10	Vinyl Gas Hose x 25ft (7.6m)
12 45V03	Power Cable x 12.5ft (3.8m) Vinyl
45V04	Power Cable x 25ft (7.6m) Vinyl
13 45V07	Vinyl Water Hose x 12.5ft (3.8m)
45V08	Vinyl Water Hose x 25ft (7.6m)

NI – Not Illustrated

WP26

Air Cooled TIG Welding Torch

200A DC, 150A AC @ 60% Duty Cycle, EN60974-7 .020"-5/32" / 0.5mm to 4.0mm Electrodes



Models

SSW denotes Switched and Sheathed

Stock Code	Description
WP26-12	TIG Torch x 12.5ft (3.8m) c/w Vinyl Power Cable
WP26-12R	TIG Torch x 12.5ft (3.8m) c/w Rubber Cable
WP26-12-2	TIG Torch x 12.5ft (3.8m) c/w 2 Piece Power Cable
WP26-12SSW	TIG Torch x 12.5ft (3.8m) c/w Vinyl Power Cable, SSW
WP26-12RSSW	TIG Torch x 12.5ft (3.8m) c/w Rubber Cable, SSW
WP26-12-2SSW	TIG Torch x 12.5ft (3.8m) c/w 2 Piece Power Cable, Switch
WP26-25	TIG Torch x 25ft (7.6m) c/w Vinyl Power Cable
WP26-25R	TIG Torch x 25ft (7.6m) c/w Rubber Cable
WP26-25-2	TIG Torch x 25ft (7.6m) c/w 2 Piece Power Cable
WP26-25SSW	TIG Torch x 25ft (7.6m) c/w Vinyl Power Cable, SSW
WP26-25RSSW	TIG Torch x 25ft (7.6m)c/w Rubber Cable, SSW
WP26-25-2SSW	TIG Torch x 25ft (7.6m) c/w 2 Piece Power Cable, Switch

Alternative Torch Body

Stock Code	Description
WP26FX-	TIG Torch with Flexi Head
WP26V-	TIG Torch with Valve Head
WP26VFX-	TIG Torch with Flexi Valve Head

Collet

Stock Code	Description
A 10N21	Collet .020"/0.5mm Bore
10N22	Collet .040"/1.0mm Bore
10N23	Collet 1/16"/1.6mm Bore
10N24	Collet 3/32"/2.4mm Bore
10N25	Collet 1/8"/3.2mm Bore
54N20	Collet 5/32"/4.0mm Bore

Collet Body

Stock Code	Description
B 10N29	Collet Body .020"/0.5mm Bore
10N30	Collet Body .040"/1.0mm Bore
10N31	Collet Body 1/16"/1.6mm Bore
10N32	Collet Body 3/32"/2.4mm Bore
10N28	Collet Body 1/8"/3.2mm Bore
406488	Collet Body 5/32"/4.0mm Bore

Ceramic Cup

Stock Code	Description
C 10N50	Ceramic Cup 1/4"/6mm Bore
10N49	Ceramic Cup 5/16"/8mm Bore
10N48	Ceramic Cup 3/8"/10mm Bore
10N47	Ceramic Cup 7/16"/11mm Bore
10N46	Ceramic Cup 1/2"/13mm Bore
10N45	Ceramic Cup 5/8"/16mm Bore
10N44	Ceramic Cup 3/4"/19mm Bore

Long Ceramic Cup

Stock Code	Description
D 10N49L	Long Ceramic Cup 5/16"/8mm Bore
10N48L	Long Ceramic Cup 3/8"/10mm Bore
10N47L	Long Ceramic Cup 7/16"/11mm Bore

Stubby Collet

Stock Code	Description
E 10N21S	Stubby Collet .020"/0.5mm Bore
10N22S	Stubby Collet .040"/1.0mm Bore
10N23S	Stubby Collet 1/16"/1.6mm Bore
10N24S	Stubby Collet 3/32"/2.4mm Bore
10N25S	Stubby Collet 1/8"/3.2mm Bore

Stubby Collet Body

Stock Code	Description
F 17CB20	Stubby Collet Body .020"-1/8"/0.5-3.2mm Bore

Ceramic Cup

Stock Code	Description
G 13N08	Ceramic Cup 1/4"/6mm Bore
13N09	Ceramic Cup 5/16"/8mm Bore
13N10	Ceramic Cup 3/8"/10mm Bore
13N11	Ceramic Cup 7/16"/11mm Bore
13N12	Ceramic Cup 1/2"/13mm Bore
13N13	Ceramic Cup 5/8"/16mm Bore

Gas Lens Body

Stock Code	Description
H 45V29	Gas Lens Body .020"/0.5mm Bore
45V24	Gas Lens Body .040"/1.0mm Bore
45V25	Gas Lens Body 1/16"/1.6mm Bore
45V26	Gas Lens Body 3/32"/2.4mm Bore
45V27	Gas Lens Body 1/8"/3.2mm Bore

Gas Lens Cup

Stock Code	Description
I 54N18	Gas Lens Cup 1/4"/6mm Bore
54N17	Gas Lens Cup 5/16"/8mm Bore
54N16	Gas Lens Cup 3/8"/10mm Bore
54N15	Gas Lens Cup 7/16"/11mm Bore
54N14	Gas Lens Cup 1/2"/13mm Bore
54N19	Gas Lens Cup 11/16"/17mm Bore

Long Gas Lens Cup

Stock Code	Description
J 54N17L	Long Gas Lens Cup 5/16"/8mm Bore
54N16L	Long Gas Lens Cup 3/8"/10mm Bore
54N15L	Long Gas Lens Cup 7/16"/11mm Bore

Large Diameter Gas Lens Body

Stock Code	Description
K 45V116	Large Diameter Gas Lens Body 1/16"/1.6mm Bore
45V64	Large Diameter Gas Lens Body 3/32"/2.4mm Bore
995795	Large Diameter Gas Lens Body 1/8"/3.2mm Bore

Large Diameter Gas Lens Cup

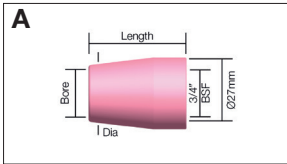
Stock Code	Description
L 57N75	Large Diameter Gas Lens Cup 3/8"/10mm Bore
57N74	Large Diameter Gas Lens Cup 1/2"/13mm Bore
53N88	Large Diameter Gas Lens Cup 5/8"/16mm Bore
53N87	Large Diameter Gas Lens Cup 3/4"/19mm Bore

Components

Stock Code	Description
1 18CG	Cup Gasket
2 18CG20	Cup Gasket for Stubby Collet Body
3 54N01	Gas Lens Insulator (Use with 18CG)
4 54N63	Insulator Large Diameter Gas Lens (Use with 18CG)
5 WP26	Torch Body including Cup Gasket
6 98W18	Back Cap 'O' Ring
7 57Y02	Back Cap Long
8 57Y04	Back Cap Short
9 950	Microswitch Bulbous
NI 950F	Micro Switch Flat
10 950-40	Switch and Leads x 12.5ft (3.8m)
950-80	Switch and Leads x 25ft (7.6m)
11 RDZ0590	Large Snap-On Boot
NI 607663	Rubber Boot
12 609123	Neoprene Sheath x 12.5ft (3.8m)
609125	Neoprene Sheath x 25ft (7.6m)
13 10N15	Handle
14 0315071	Insulation Boot
15 46V28	Power Cable x 12.5ft (3.8m) Vinyl
46V30	Power Cable x 25ft (7.6m) Vinyl
46V28R	Power Cable x 12.5ft (3.8m) Rubber
46V30R	Power Cable x 25ft (7.6m) Rubber
46V28-2	Power Cable x 12.5ft (3.8m) 2 Piece
46V30-2	Power Cable x 25ft (7.6m) 2 Piece
16 VS-1	Valve Stem
17 WP26V	Torch Body Valve
18 WP26FX	Torch Body Flexible
19 WP26VFX	Torch Body Flexi Valve

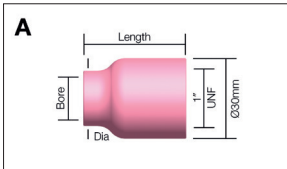
NI - Not Illustrated

Ceramic Cups



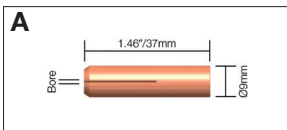
Stock Code	Description	Bore	Diameter	Length	Model
B 889688	Standard AI Cup	10mm/3/8"	14mm/9/16"	38mm/1 1/2"	TW 450
889689	Standard AI Cup	13mm/1/2"	17mm/11/16"	38mm/1 1/2"	TW 450
889690	Standard AI Cup	15mm/5/8"	22mm/7/8"	38mm/1 1/2"	TW 450

Gas Lens Cups

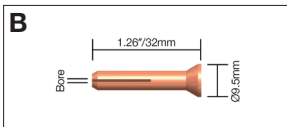


Stock Code	Description	Bore	Diameter	Length	Model
A 889699	Gas Lens Cup	10mm/3/8"	14mm/9/16"	40mm/1 9/16"	TW 450
889700	Gas Lens Cup	13mm/1/2"	17mm/11/16"	40mm/1 9/16"	TW 450
889701	Gas Lens Cup	16mm/5/8"	20mm/25/32"	40mm/1 9/16"	TW 450

Collets



Stock Code	Description	Bore	Model
B 889796	Standard Collet	1.2mm/3/64"	TW 450
889797	Standard Collet	1.6mm/1/16"	TW 450
889683	Standard Collet	2.4mm/3/32"	TW 450
889684	Standard Collet	3.2mm/1/8"	TW 450
889685	Standard Collet	4.0mm/5/32"	TW 450
889686	Standard Collet	4.8mm/3/16"	TW 450
889687	Standard Collet	6.4mm/1/4"	TW 450

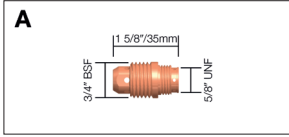


Stock Code	Description	Bore	Model
C 889702	Standard Collet	1.6mm/1/16"	TW 450
889703	Standard Collet	2.4mm/3/32"	TW 450
889704	Standard Collet	3.2mm/1/8"	TW 450

All Registered Trademarks listed are the property of their respective manufacturer.

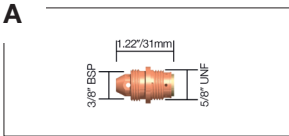
Reference to the original manufacturer is for reference only.

Collet Bodies



	Stock Code	Description	Bore	Model
A	606090	Collet Body	1.2mm-6.4mm/3/64"-1/4"	TW 450

Gas Cup Adaptor

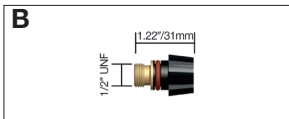


	Stock Code	Description	Bore	Model
A	606187	Gas Cup Adaptor	1.6mm-3.2mm/1/6"-1/8"	TW 450

Back Caps



	Stock Code	Description	Model
A	607756	Long Back Cap	TW 450



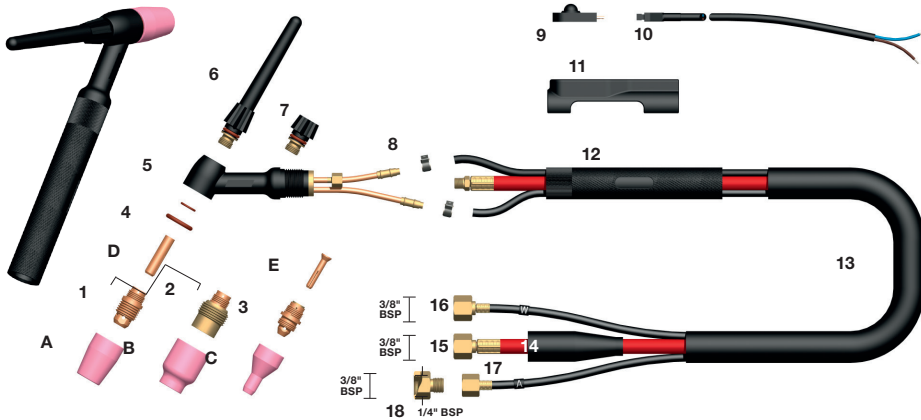
	Stock Code	Description	Model
B	607758	Short Back Cap	TW 450

All Registered Trademarks listed are the property of their respective manufacturer.
Reference to the original manufacturer is for reference only.

TW 450

Water Cooled TIG Torch

450A DC, 340A AC @ 100% Duty Cycle, EN60974-7 0.045"-1/4" / 1.2mm to 6.4mm Electrodes



Model

Stock Code	Description
1402225	Torch Package x 4m c/w PVC Cable and Switch
1402226	Torch Package x 8m c/w PVC Cable and Switch
1402225C	Torch Package x 4m c/w PVC Cable, SSW
1402226C	Torch Package x 8m c/w PVC Cable, SSW
1415026	Torch Package x 4m c/w Overbraided Cable, SSW
1415027	Torch Package x 8m c/w Overbraided Cable, SSW

Standard Alumina Cup

Stock Code	Description
A 889688	Alumina Cup 3/8"/10mm Bore, Aluminum
889689*	Alumina Cup 1/2"/13mm Bore, Aluminum
889690	Alumina Cup 5/8"/16mm Bore, Aluminum

Standard Gas Lens Cup

Stock Code	Description
B 889699	Gas Lens Cup 3/8"/10mm Bore
889700	Gas Lens Cup 1/2"/13mm Bore
889701	Gas Lens Cup 5/8"/16mm Bore

Standard Alumina Cup (MK 11A)

Stock Code	Description
C 889705	Alumina Cup 1/4"/6mm Bore
889706	Alumina Cup 3/8"/10mm Bore
889707	Alumina Cup 1/4"/6mm Bore
889708	Alumina Cup 3/8"/10mm Bore

Standard Collet

Stock Code	Description
D 889797	Collet 1/16"/1.6mm Bore
889683	Collet 3/32"/2.4mm Bore
889684*	Collet 1/8"/3.2mm Bore
889687	Collet 1/4"/6.4mm Bore

Adaptor Collet (MK 11A)

Stock Code	Description
E 889702	Adaptor Collet 1/16"/1.6mm Bore
889703	Adaptor Collet 3/32"/2.4mm Bore
889704	Adaptor Collet 1/8"/3.2mm Bore

Components

* Denotes Standard Build


Stock Code	Description
1	606090* Collet Body
2	606194 Gas Lens Collet Body
3	606187 MK11A Gas Lens Cup Adaptor
4	889692 O' Ring Pack
5	609041 Torch Body
6	607756* Long Back Cap
7	607758 Short Back Cap
8	BC5025 Hose Clamp
9	950 Microswitch Bulbous
10	950-40 Switch and Leads x 4m
	950-80 Switch and Leads x 8m
11	RDZ0590 Large Snap-On Boot
12	608811 Handle Black
13	609123 Neoprene Sheath x 4m
	609124 Neoprene Sheath x 8m
14	0315071 Insulation Boot
15	1402239 Power Cable Assembly x 4m Vinyl
	1402240 Power Cable Assembly x 8m Vinyl
	1402239R Power Cable Assembly x 4m Rubber
	1402240R Power Cable Assembly x 8m Rubber
16	1402232 Water Hose Assembly x 4m Vinyl
	1402233 Water Hose Assembly x 8m Vinyl
	1402232OB Water Hose Assembly x 4m Overbraided
	1402233OB Water Hose Assembly x 8m Overbraided
17	1402237 Gas Hose Assembly x 4m Vinyl
	1402238 Gas Hose Assembly x 8m Vinyl
	1402237OB Gas Hose Assembly x 4m Overbraided
18	608382 Adaptor 1/4" BSP x 3/8" BSP Female

HCAR Site Construction Torch

Air Cooled TIG Welding Torch with Adjustable Neck Length

Neck adjustable between 0 - 117mm and can be bent once into a custom angle.

150A DC @ 60% Duty Cycle, EN60974-7 3/32" / 2.4mm Electrodes



Model

Stock Code	Description
PW0020042	HCAR Torch x 4m

Ceramic Cup

Stock Code	Description
A TSC0065	HCAR Ceramic Cup 3/8"/10mm Bore


Standard Collet

Stock Code	Description
B T08200100	HCAR Collet 3/32"/2.4 mm Bore


Components

Stock Code	Description
1 TSC0097	Torch Body
2 TSC0094	Short Back Cap
3 1403605	Neck Nut MT2
4 HCAR-COLLET	HCAR Head Retaining Collet
5 HCAR-BODY	Head Retaining Body
6 950-40	Switch & Leads 4m
7 RDZ0590	Large Strap On Boot
8 608811	Handle Large Threaded, Black
9 609123RM	Neoprene Sheathe x 4m
10 PW0020042/CA	Power Cable Assembly x 4m C/W Adaptor
11 D3595-1-1	Power Adaptor 3/8" BSP x 3/8" BSP


DM3595R



DM3595L



3148710



3148720




TTC150



TTC200



A5025



1000A Arc Air Gouging Torch

Stock Code	Max Amps
GTK4000	1000A

- 1000A Gouging Torch
- 360° Swivel Head Assembly
- Natural 15° Head Angle
- Suits 4.0mm to 9.5mm Round Carbons
- Suits 9.5mm – 15.9mm Flat Carbons
- 2.1m Long Reinforced Rubber Cable
- Rugged Construction with Ergo Grip Handle
- Air Pressure 80 PSI



1200A Arc Air Gouging Torch

Stock Code	Max Amps
GTK5000	1200A

- 1200A Gouging Torch
- 360° Swivel Head Assembly
- Suits 4.0mm to 16.0mm Round Carbons
- 2.1m Long Reinforced Rubber Cable
- Rugged Construction with Ergo Grip Handle
- Air Pressure 80 PSI



Arc Air Gouging Carbons



Stock Code	Size
AGC 5/32 x 12"	4mm (5/32")
AGC 3/16 x 12"	5mm (3/16")
AGC 1/4 x 12"	6mm (1/4")
AGC 5/16 x 12"	8mm (5/16")
AGC 3/8 x 12"	10mm (3/8")
AGC 1/2 x 12"	13mm (1/2")

• IEC 60974-12

500A Cast Steel Screw Type



Stock Code	Max Amps	Max Amps Opening	Weight
EC500V	500A	57mm	0.650Kg

500A Cast Brass Screw Type



Stock Code	Max Amps	Max Amps Opening	Weight
EC501V	500A	57mm	0.670Kg

500A All Brass Screw Type




Stock Code	Max Amps	Max Amps Opening	Weight
EC503V	500A	57mm	0.640Kg

600A All Brass Screw Type




Stock Code	Max Amps	Max Amps Opening	Weight
EC600V	600A	35mm	0.800Kg

300A Brass Crocodile



Stock Code	Max Amps	Max Amps Opening	Weight
EC300R	300A	32mm	0.380Kg

500A Brass Crocodile



Stock Code	Max Amps	Max Amps Opening	Weight
EC500R	500A	35mm	0.750Kg

300A Brass Crocodile



Stock Code	Max Amps	Max Amps Opening	Weight
EC300P	300A	30mm	0.400Kg

300A Brass Crocodile



Stock Code	Max Amps	Max Amps Opening	Weight
EC500PH	500A	25mm	0.460Kg

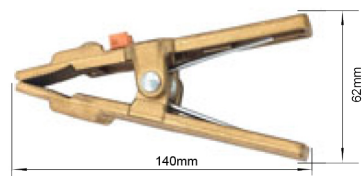
• IEC 60974-12

500A Brass Crocodile




Stock Code	Max Amps	Max Amps Opening	Weight
EC500P	500A	35mm	0.560Kg

300A Brass Crocodile



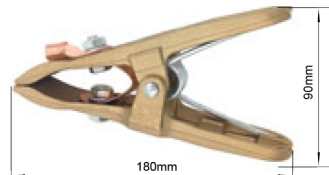
Stock Code	Max Amps	Max Amps Opening	Weight
EC300A	300A	42mm	0.283Kg

500A Brass Crocodile



Stock Code	Max Amps	Max Amps Opening	Weight
EC500A	500A	57mm	0.649Kg

500A Brass Crocodile



Stock Code	Max Amps	Max Amps Opening	Weight
EC501A	500A	78mm	0.720Kg

200A Pressed Steel



Stock Code	Max Amps	Max Amps Opening	Weight
EC200S	200A	40mm	0.207Kg

400A Pressed Steel




Stock Code	Max Amps	Max Amps Opening	Weight
EC400S	400A	55mm	0.262Kg

500A Pressed Steel



Stock Code	Max Amps	Max Amps Opening	Weight
EC500S	500A	70mm	0.406Kg


300A G Clamp 38mm



Stock Code	Max Amps	Max Amps Opening	Weight
EC300G	300A	38mm	0.460Kg


• IEC 60974-12

300A Brass G Clamp 47mm



Stock Code	Max Amps	Max Amps Opening	Weight
EC301G	300A	47mm	0.665Kg

500A Brass G Clamp 44mm



Stock Code	Max Amps	Max Amps Opening	Weight
EC500G	500A	44mm	0.520Kg

500A Brass G Clamp 58mm




Stock Code	Max Amps	Max Amps Opening	Weight
EC501G	500A	58mm	0.720Kg

500A Brass G Clamp 66mm




Stock Code	Max Amps	Max Amps Opening	Weight
EC502G	500A	66mm	1.050Kg

1000A Brass G Clamp 63mm



Stock Code	Max Amps	Max Amps Opening	Weight
EC1000G	1000A	63mm	1.240Kg

1200A Brass G Clamp 54mm



Stock Code	Max Amps	Max Amps Opening	Weight
EC1200G	1200A	54mm	1.450Kg

Belt Drive Foot Control

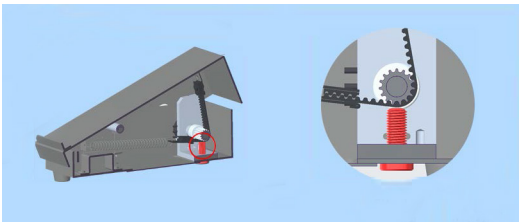
Models

Stock Code	Description
FC1040	Belt Drive Foot Control, 10K Single Pot, 4M
FC1080	Belt Drive Foot Control, 10K Single Pot, 8M
FC1040A	Belt Drive Foot Control, 10K Double Pot, 4M
FC1080A	Belt Drive Foot Control, 10K Double Pot, 8M



Benefits of Belt Drive:

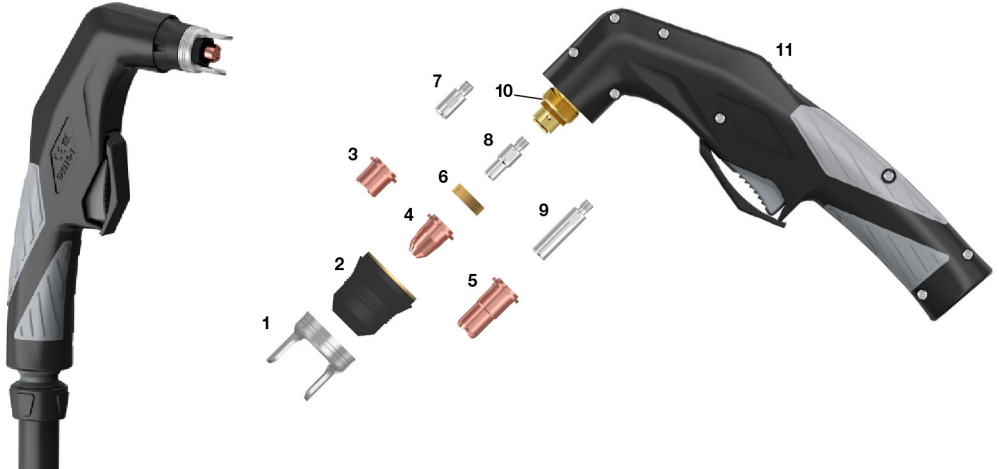
- Better line clarity of output
- More stable output
- More natural and smooth feel when pressing the pedal



- A screw is fitted to prevent the belt from slipping, in case the pedal is pressed down heavily

XTS45 Hand Torch

40A @ 60% Duty Cycle, EN60974-7



Torch Model

Stock Code	Description	Termination
XTS45-6C-14	XTS45 Plasma Cutting Torch x 6MT Composite Cable	1/4 BSP
XTS45-6X-CC	XTS45 Plasma Cutting Torch x 6MT Coaxial Cable	Central Connector

Technical Data

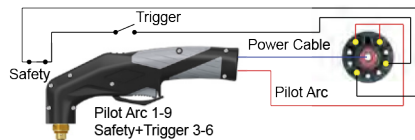
Voltage Class	M	Duty Cycle 60%	40A
Standard Length	6m	Start Method	Pneumatic Ignition
Air Consumption	110 l/min	Cutting Thickness	8-12 mm
Air Pressure	5 Bar		

Consumables

*Denotes Standard Build

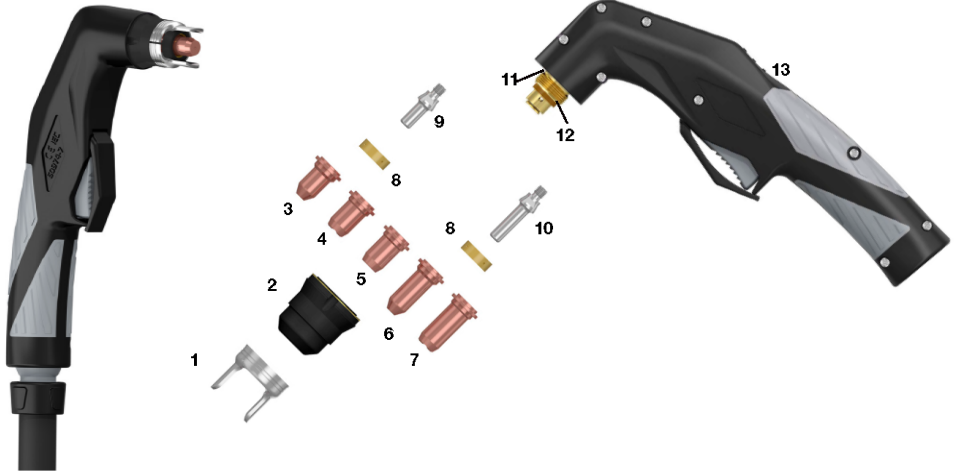
Stock Code	Description
1 XT4008	Double Pointed Spacer
2 PC116/BK	Outside Nozzle
3 PD102-10	Cutting Tip
4 PD116-06	Long Cutting Tip 0.65mm
PD116-08*	Long Cutting Tip 0.80mm
PD116-09	Long Cutting Tip 0.90mm
5 PD103-09	Extra Long Cutting Tip 0.90mm
PD103-65	Extra Long Cutting Tip 0.65mm
6 PE106	Air Diffuser
7 PR105	Electrode
8 PR110*	Long Electrode
9 PR106	Extra Long Electrode
10 P6505	Torch Head c/w
11 PWTP80	Handle with Trigger

Pin Configuration



XTP45 Hand Torch

40A @ 60% Duty Cycle, EN60974-7



Torch Model

Stock Code	Description	Termination
XTP45-6C-14	XTP45 Plasma Cutting Torch x 6MT Composite Cable	1/4 BSP
XTP45-6X-CC	XTP45 Plasma Cutting Torch x 6MT Coaxial Cable	Central Connector

Technical Data

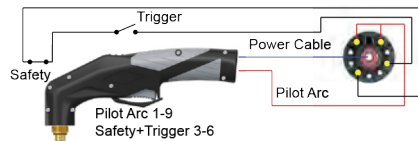
Voltage Class	M	Duty Cycle 60%	40A
Standard Length	6m	Start Method	Pneumatic Ignition
Air Consumption	110 l/min	Cutting Thickness	8-12 mm
Air Pressure	5.0 Bar		

Consumables

*Denotes Standard Build

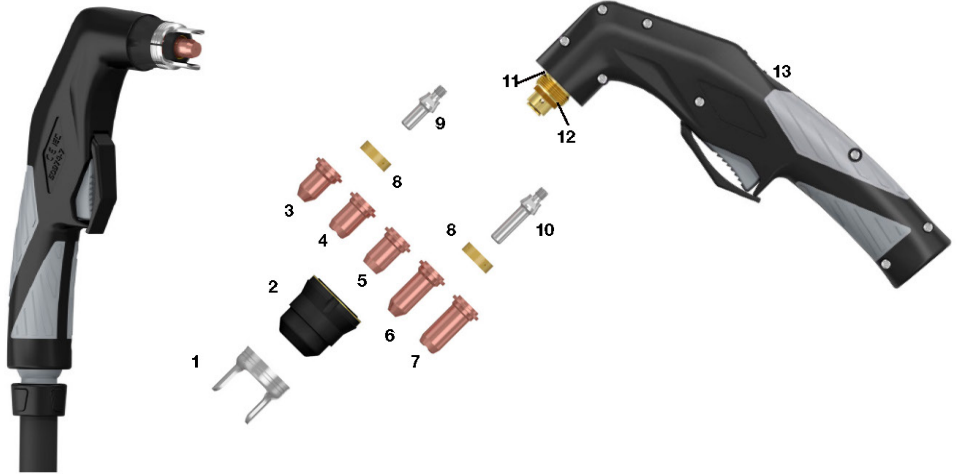
Stock Code	Description
1 XT4008	Double Pointed Spacer
2 XT4007	Retaining Cap
3 XT4005-08T	Cutting Tip 0.8mm-20-30A
XT4005-09T	Cutting Tip 0.9mm-30-40A
4 XT4005-09	Contact Cutting Tip 0.9mm 30-40A
5 XT4005-09F*	Flat Cutting Tip 1.0mm 30-40A
XT4005-10F	Flat Cutting Tip 1.0mm 40-50A
6 XT4005-08L	Extended Cutting Tip 0.8mm 20-30A
7 XT4005-09L	Extended Cutting Tip 0.9mm 30-40A
8 XT4006	Gas Distributor
9 XT4003*	Electrode
10 XT4003L	Extended Electrode
11 XT4010	'O' Ring
12 P6505	Torch Head
13 PWXT4011	Handle c/w Trigger

Pin Configuration



XTP65 Hand Torch

60A @ 80% Duty Cycle, EN60974-7



Torch Model

Stock Code	Description	Termination
XTP65-6C-14	XTP65 Plasma Cutting Torch x 6MT Composite Cable	1/4 BSP
XTP65-6X-CC	XTP65 Plasma Cutting Torch x 6MT Coaxial Cable	Central Connector

Technical Data

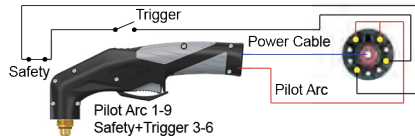
Voltage Class	M	Duty Cycle 60%	40A
Standard Length	6m	Start Method	Pneumatic Ignition
Air Consumption	110 l/min	Cutting Thickness	8-12 mm
Air Pressure	5.0 Bar		

Consumables

*Denotes Standard Build

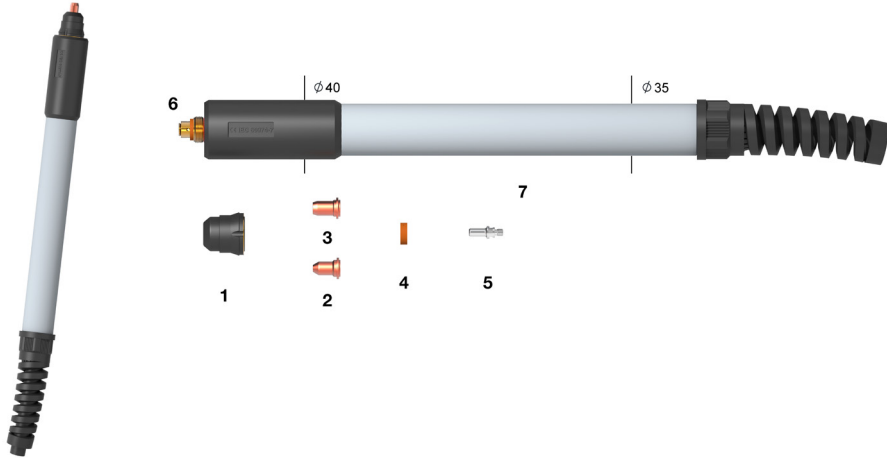
Stock Code	Description
1 XT4008	Double Pointed Spacer
2 XT4007	Retaining Cap
3 XT4005-08T	Cutting Tip 0.8mm-20-30A
XT4005-09T	Cutting Tip 0.9mm-30-40A
4 XT4005-09	Contact Cutting Tip 0.9mm 30-40A
5 XT4005-09F*	Flat Cutting Tip 1.0mm 30-40A
XT4005-10F	Flat Cutting Tip 1.0mm 40-50A
6 XT4005-08L	Extended Cutting Tip 0.8mm 20-30A
7 XT4005-09L	Extended Cutting Tip 0.9mm 30-40A
8 XT4009G	Shield Cap Machine and Hand Gouging
9 XT4009C	Shield Cap Hand
10 XT4007G	Shield Cup Body
11 XT4005G-10	Nozzle Gouging 40-60A
12 XT4005C-09	Cutting Tip 0.9mm 30-40A
XT4005C-10	Cutting Tip 1.0mm 40-50A
XT4005C-11	Cutting Tip 1.1mm 50-60A
13 XT4006	Gas Distributor
14 XT4003*	Electrode
15 XT4003L	Extended Electrode
16 XT4010	'O' Ring

Pin Configuration



PM65 Machine Torch

60A @ 80% Duty Cycle, EN60974-7, Consumables Interchange XTP45, 65



Torch Model

Stock Code	Description	Termination
PM65-6C-14	PM65 Plasma Cutting Torch x 6MT Composite Cable	1/4 BSP
PM65-6X-CC	PM65 Plasma Cutting Torch x 6MT Coaxial Cable	Central Connector

Technical Data

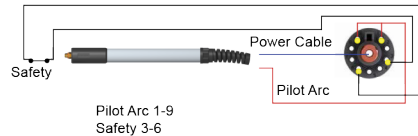
Standard Length	6 and 10m	Duty Cycle 80%	60A
Air Consumption	150 l/min	Start Method	Pneumatic Ignition
Air Pressure	4.4-5.0 Bar	Cutting Thickness	8-20 mm

Consumables

*Denotes Standard Build

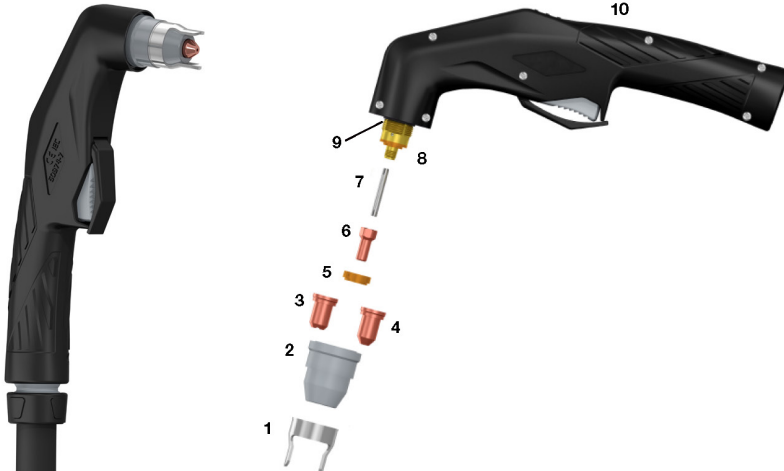
Stock Code	Description
1 XT4007	Retaining Cap
2 XT4005-06	Cutting Tip, 10-20A
XT4005-08	Cutting Tip, 20-30A
XT4005-09T	Cutting Tip, 30-40A
3 XT4005-10F	Flat Cutting Tip, 40-50A
XT4005-11F*	Flat Cutting Tip, 50-60A
4 XT4006	Gas Distributor
5 XT4003	Electrode
6 PM6505	Torch Head
7 PM6508	Fiberglass Positioning Tube

Pin Configuration



XTP85 Hand Torch

80A @ 60% Duty Cycle, EN60974-7



Torch Model

Stock Code	Description	Termination
XTP85-6C-14	XTP85 Plasma Cutting Torch x 6MT Composite Cable	1/4 BSP
XTP85-6X-CC	XTP85 Plasma Cutting Torch x 6MT Coaxial Cable	Central Connector

Technical Data

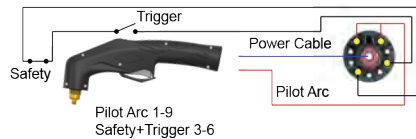
Standard Length	6	Duty Cycle 60%	80 A
Air Consumption	160 l/min	Start Method	Pneumatic Ignition
Air Pressure	5.0 Bar	Cutting Thickness	20-25 mm

Consumables

*Denotes Standard Build

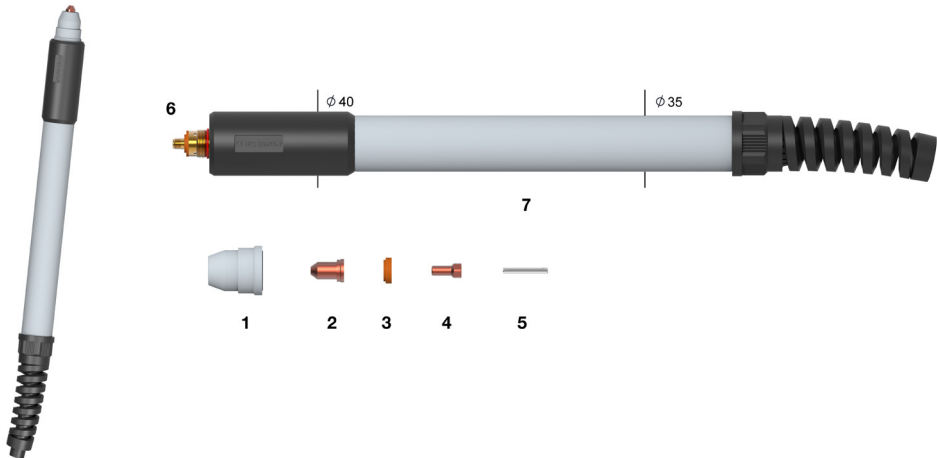
Stock Code	Description
1 60434	Double Pointed Spacer
2 60510	Retaining Cap
3 51310.09	Cutting Tip, 0.9,30-40A
4 51311.10	Cutting Tip, 1.0,40-50A
51311.11	Cutting Tip, 1.1,50-60A
51311.12	Cutting Tip, 1.2,60-70A
51311.13*	Cutting Tip, 1.3,70-80A
5 60027	Swirl Ring
6 52558	Electrode
7 09800.42	Cooling Tube
8 P8505	Hand Torch Head
9 51620.60	'O' Ring
10 PWXT8511	Handle with Trigger

Pin Configuration



PM85 Machine Torch

80A @ 60% Duty Cycle, EN60974-7, Consumables Interchange XTP85



Torch Model

Stock Code	Description	Termination
PM85-6C-14	PM85 Plasma Cutting Torch x 6MT Composite Cable	1/4 BSP
PM85-6X-CC	PM85 Plasma Cutting Torch x 6MT Coaxial Cable	Central Connector

Technical Data

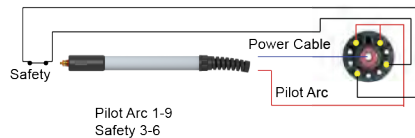
Standard Length	6 and 10m	Duty Cycle 60%	80A
Air Consumption	160 l/min	Start Method	Pneumatic Ignition
Air Pressure	4.4-5.0 Bar	Cutting Thickness	20-25 mm

Consumables

*Denotes Standard Build

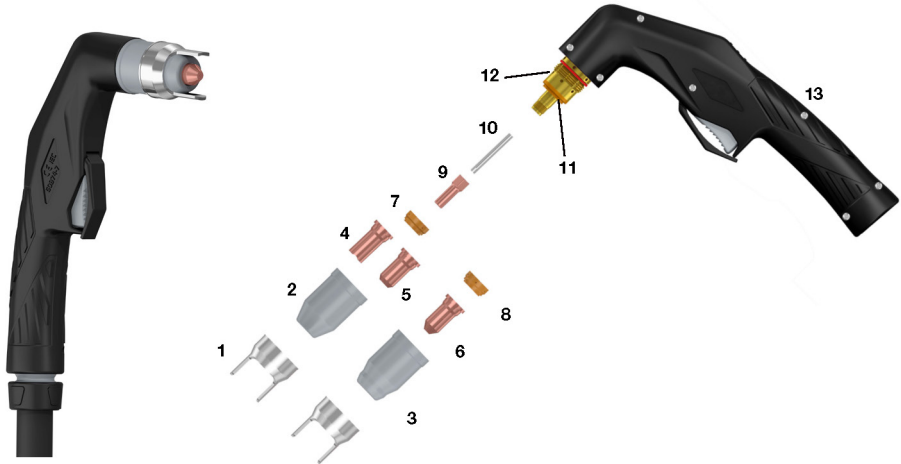
Stock Code	Description
1 60510	Retaining Cap
2 51311.10	Cutting Tip, 40-50A
51311.11	Cutting Tip, 50-60A
51311.12	Cutting Tip, 60-70A
51311.13*	Cutting Tip, 70-80A
3 60027	Swirl Ring
4 52558	Electrode
5 09800.42	Cooling Tube
6 PM8505	Torch Head
7 PM6508	Fiberglass Positioning Tube

Pin Configuration



XTP105 Hand Torch

100A @ 60% Duty Cycle, EN60974-7



Torch Model

Stock Code	Description	Termination
XTP105-6C-14	XTP105 Plasma Cutting Torch x 6MT Composite Cable	1/4 BSP
XTP105-6X-CC	XTP105 Plasma Cutting Torch x 6MT Coaxial Cable	Central Connector

Technical Data

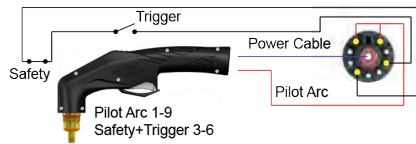
Standard Length	6 and 10m	Duty Cycle 60%	100 A
Air Consumption	240 l/min	Start Method	Pneumatic Ignition
Air Pressure	4.6-5.0 Bar	Cutting Thickness	25-30 mm

Consumables

*Denotes Standard Build

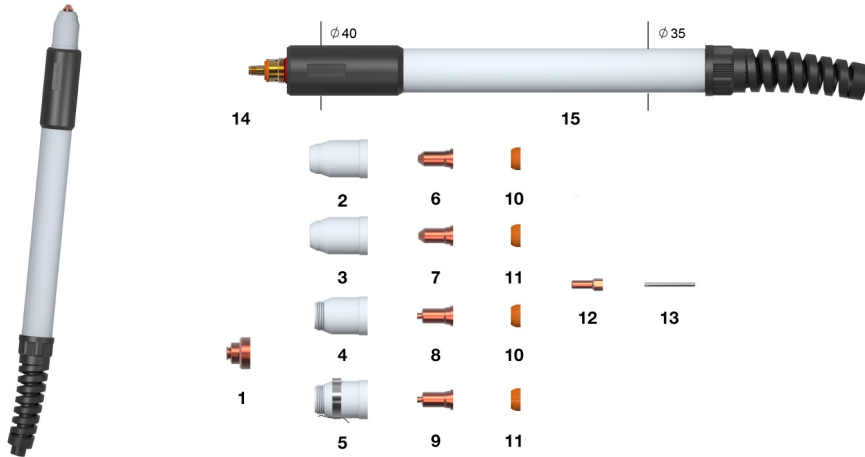
Stock Code	Description
1 60444	Double Pointed Spacer
2 60500	Retaining Cap, 30-70A
3 60501*	Retaining Cap, 80-120A
4 51245.09	Cutting Tip, 0.9, 30-40A
5 51246.10	Cutting Tip, 1.0, 40-50A
51246.11	Cutting Tip, 1.1, 50-60A
51246.12	Cutting Tip, 1.2, 60-70A
6 51248.14	Cutting Tip, 1.4, 80-90A
51248.15*	Cutting Tip, 1.5, 100-110A
7 60025	Swirl Ring, 30-70A
8 60026*	Swirl Ring, 80-120A and Gouging
9 52556	Electrode
10 09700.48	Cooling Tube
11 P1005	Hand Torch Head
12 51190.41	'O' Ring
13 PWXT8511	Handle with Trigger

Pin Configuration



PM105 Machine Torch

100A @ 60% Duty Cycle, EN60974-7, Consumables Interchange XTP105



Torch Model

Stock Code	Description	Termination
PM105-6C-14	PM105 Plasma Cutting Torch x 6MT Composite Cable	1/4 BSP
PM105-6X-CC	PM105 Plasma Cutting Torch x 6MT Coaxial Cable	Central Connector

Technical Data

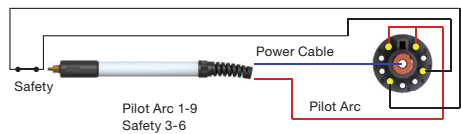
Standard Length	6 and 10m	Duty Cycle 60%	100A
Air Consumption	240 l/min	Start Method	Pneumatic Ignition
Air Pressure	4.8-5.5 Bar	Cutting Thickness	25-30 mm

Consumables

*Denotes Standard Build

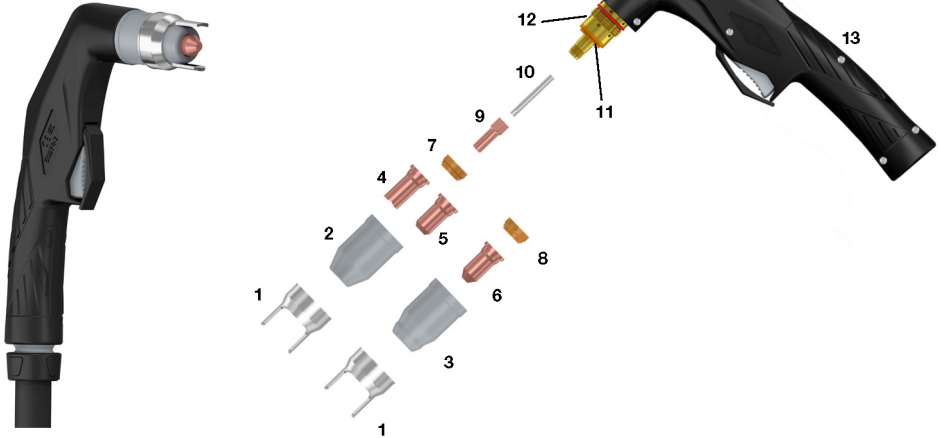
Stock Code	Description
1 60506	Shield Cap, Machine
2 60500	Retaining Cap, 30-70A
3 60501	Retaining Cap, 80-120A
4 60502	Shield Cup Body
5 60502H	Shield Cup Body
6 51246.10	Cutting Tip, Ø 1.0, 40-50A
51246.11	Cutting Tip, Ø 1.1, 50-60A
51246.12	Cutting Tip, Ø 1.2, 60-70A
7 51248.14	Cutting Tip, Ø 1.4, 80-90A
51248.15*	Cutting Tip, Ø 1.5, 100A
8 51276.10	Contact Tip, Ø 1.0, 40-50A
51276.11	Contact Tip, Ø 1.1, 50-60A
51276.12	Contact Tip, Ø 1.2, 60-70A
9 51278.14	Contact Tip, Ø 1.4, 80-90A
51278.15	Contact Tip, Ø 1.5, 100A
10 60025	Swirl Ring, 30-70A
11 60026*	Swirl Ring, 80-120A
12 52556	Electrode
13 09700.48	Cooling Tube
14 PM1005	Torch Head
15 PM6508	Fiberglass Positioning Tube

Pin Configuration



XTP125 Hand Torch

120A @ 60% Duty Cycle, EN60974-7



Torch Model

Stock Code	Description	Termination
XTP125-6C-14	XTP125 Plasma Cutting Torch x 6MT Composite Cable	1/4 BSP
XTP125-6C-CC	XTP125 Plasma Cutting Torch x 6MT Coaxial Cable	Central Connector

Technical Data

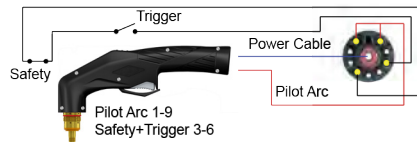
Standard Length	6 and 10m	Duty Cycle 60%	120 A
Air Consumption	240 l/min	Start Method	Pneumatic Ignition
Air Pressure	4.6-5.0 Bar	Cutting Thickness	30-35 mm

Consumables

*Denotes Standard Build

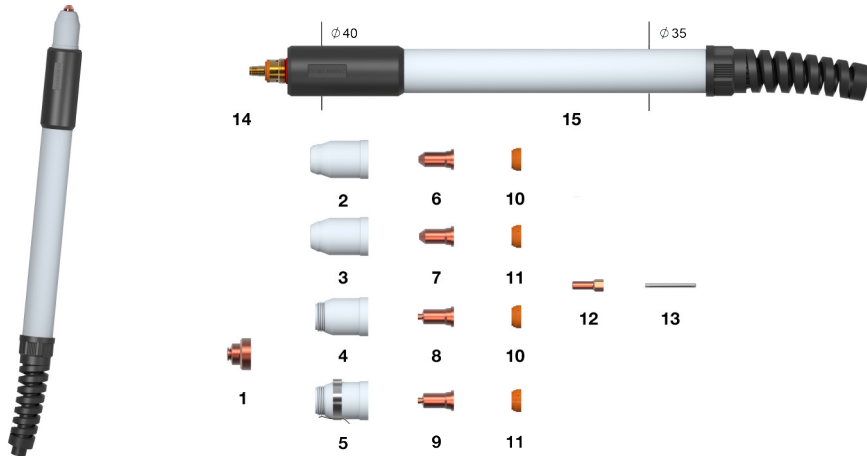
Stock Code	Description
1 60444	Double Pointed Spacer
2 60500	Retaining Cap, 30-70A
3 60501*	Retaining Cap, 80-120A
4 51245.09	Cutting Tip, 0.9, 30-40A
5 51246.10	Cutting Tip, 1.0, 40-50A
51246.11	Cutting Tip, 1.1, 50-60A
51246.12	Cutting Tip, 1.2, 60-70A
6 51248.14	Cutting Tip, 1.4, 80-90A
51248.15	Cutting Tip, 1.5, 100-110A
51248.16*	Cutting Tip, 1.6, 110-120A
7 60025	Swirl Ring, 30-70A
8 60026*	Swirl Ring, 80-120A and Gouging
9 52556	Electrode
10 09700.48	Cooling Tube
11 P1005	Hand Torch Head
12 51190.41	'O' Ring
13 PWXT8511	Handle with Trigger

Pin Configuration



PM125 Machine Torch

120A @ 60% Duty Cycle, EN60974-7, Consumables Interchange XTP125



Torch Model

Stock Code	Description	Termination
PM125-6C-14	PM125 Plasma Cutting Torch x 6MT Composite Cable	1/4 BSP
PM125-6X-CC	PM125 Plasma Cutting Torch x 6MT Coaxial Cable	Central Connector

Technical Data

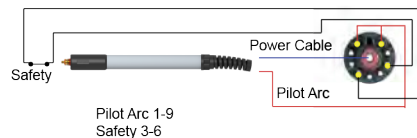
Standard Length	6 and 10m	Duty Cycle 60%	120A
Air Consumption	240 l/min	Start Method	Pneumatic Ignition
Air Pressure	4.8-5.5 Bar	Cutting Thickness	30-35 mm

Consumables

*Denotes Standard Build

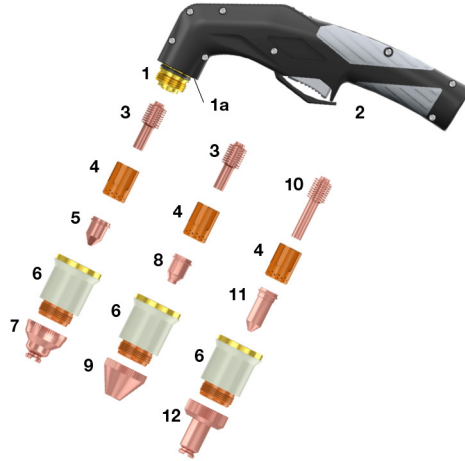
Stock Code	Description
1 60506	Shield Cap, Machine
2 60500	Retaining Cap, 30-70A
3 60501*	Retaining Cap, 80-120A
4 60502	Shield Cup Body
5 60502H	Shield Cup Body, Ohmic Contact Sensing
6 51246.10	Cutting Tip, Ø 1.0, 40-50A
51246.11	Cutting Tip, Ø 1.1, 50-60A
51246.12	Cutting Tip, Ø 1.2, 60-70A
7 51248.14	Cutting Tip, Ø 1.4, 80-90A
51248.15	Cutting Tip, Ø 1.5, 100A
51248.16*	Cutting Tip, Ø 1.6, 110-120A
8 51276.10	Contact Tip, Ø 1.0, 40-50A
51276.11	Contact Tip, Ø 1.1, 50-60A
51276.12	Contact Tip, Ø 1.2, 60-70A
9 51278.14	Contact Tip, Ø 1.4, 80-90A
51278.15	Contact Tip, Ø 1.5, 100-110A
51278.16	Contact Tip, Ø 1.6, 110-120A
10 60025	Swirl Ring, 30-70A
11 60026*	Swirl Ring, 80-120A
12 52556	Electrode
13 09700.48	Cooling Tube
14 PM1005	Torch Head
15 PM6508	Fiberglass Positioning Tube

Pin Configuration



XTY70 Hand Torch

70A @ 50% Duty Cycle, EN60974-7



Torch Model

Stock Code	Description	Termination
XTY70-6X-14	XTY70 Plasma Cutting Torch x 6MT Coaxial Cable	1/4 BSP
XTY70-6X-CC	XTY70 Plasma Cutting Torch x 6MT Coaxial Cable	Central Connector

Technical Data

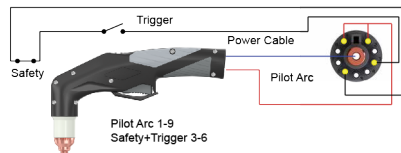
Voltage Class	M	Duty Cycle 50%	70 A
Standard Length	6m	Start Method	Pneumatic Ignition
Air Consumption	185 l/min	Cutting Thickness	20-22 mm
Air Pressure	5.0-5.5 Bar		

Consumables

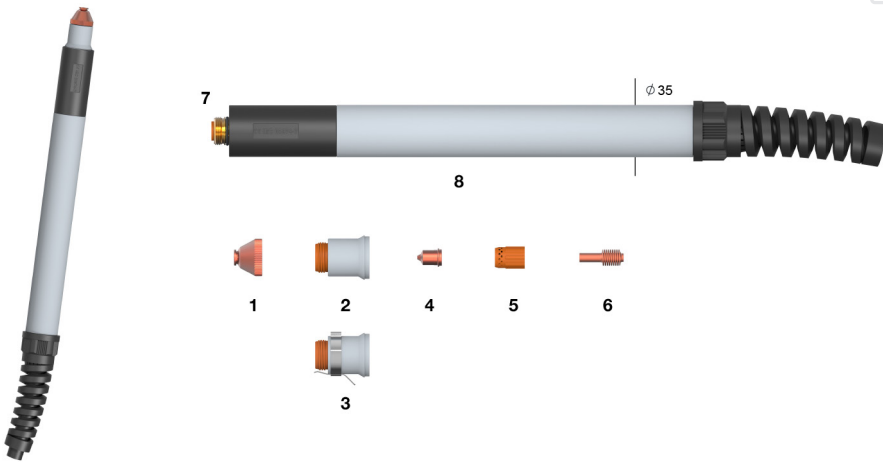
*Denotes Standard Build

Stock Code	Description
1 HP7005	Torch Head
1a 07300.60	'O' Ring
2 PWHY4011	Handle c/w Switch
3 52574*	Electrode
4 60041*	Swirl Ring
5 51206	Cutting Tip 50A
51206.11*	Cutting Tip 70A
6 60305T*	Shield Cup Body, 20-70A
7 51923*	Shield Cap, Hand, 20-70A
8 51206G	Tip, Gouging, 45A
51206G.10	Tip, Gouging, 70A
9 51924G	Shield Cap, Gouging
10 52574L	Extended Electrode
11 51206L	Extended Shielded Tip, Contact Cutting, 20-50A
51206L.11	Extended Shielded Tip, Contact Cutting, 70A
12 51923L	Extended Shielded Cap, Hand

Pin Configuration



YM70 Machine Torch



Torch Model

Stock Code	Description	Termination
YM70-6X-14	YM70 Plasma Cutting Torch x 6MT Coaxial Cable	1/4 BSP
YM70-6X-CC	YM70 Plasma Cutting Torch x 6MT Coaxial Cable	Central Connector

Technical Data

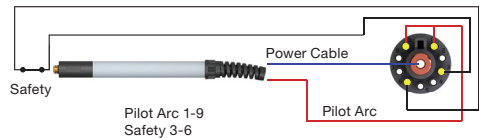
Standard Length	6 m	Duty Cycle 50%	70A
Air Consumption	185 l/min	Start Method	Pneumatic Ignition
Air Pressure	5.0-5.5 Bar	Cutting Thickness	20-22 mm

Consumables

*Denotes Standard Build

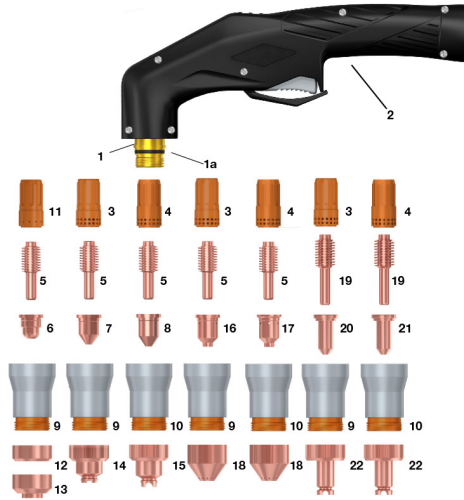
Stock Code	Description
1 51924	Machine Shield Cap, 20-70A
2 60305T	Retaining Cap, 20-70A
3 60305H	Body Shield Cup, 20-70A, Ohmic Contact Sensing
4 51206	Cutting Tip, 20-50A
5 51206.11*	Cutting Tip, 70A
5 60041E	Swirl Ring
6 52574	Electrode
7 HM7005	Torch Head
8 PM6508	Fiberglass Positioning Tube

Pin Configuration



XTY125 Hand Torch

125A @ 60% Duty Cycle, EN60974-7



Torch Model

Stock Code	Description	Termination
XTY125-6X-14	XTY125 Plasma Cutting Torch x 6MT Coaxial Cable	1/4 BSP
XTY125-6X-CC	XTY125 Plasma Cutting Torch x 6MT Coaxial Cable	Central Connector

Technical Data

Standard Length	6 and 10m	Duty Cycle 60%	125 A
Air Consumption	295 l/min	Start Method	Pneumatic Ignition
Air Pressure	5.0-6.0 Bar	Cutting Thickness	30-35 mm

Consumables

*Denotes Standard Build

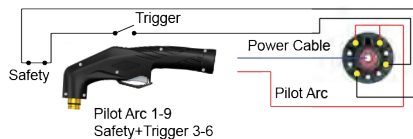
Stock Code	Description
1 HP1205	Hand Torch Head
1a 03700.60	'O' Ring
2 PWXT8511	Handle with Trigger
3 60042	Swirl Ring, 45-85A
4 60040*	Swirl Ring, 100-125A
5 52677*	Electrode, 45-125A
6 51415	Tip, Cutting, 45A Precision Cut
7 51416	Tip, Cutting, 45A
51417	Tip, Cutting, 65A
51418	Tip, Cutting, 85A
8 51419	Tip, Cutting, 105A
51419.16*	Tip, Cutting, 125A
9 60309TA	Shield Cup Body, 45-85A
10 60309TC*	Shield Cup Body, 100-125A
11 60032	Swirl Ring, 45A, Precision Cut Maximum Life
12 51928	Thread Cover Deflector
13 51931	Deflector, 45A Precision Cut
14 51921	Shield Cap, Hand, 45-85A
15 51926*	Shield Cap, Hand, 100-125A

Consumables

*Denotes Standard Build

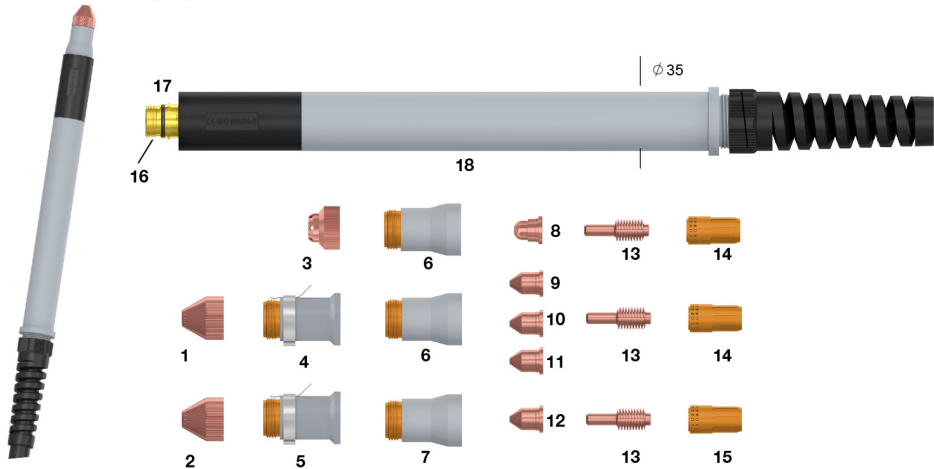
Stock Code	Description
16 51417G	Tip, Gouging, 65-85A
17 51418G	Tip, Gouging, 105A
51419G	Tip, Gouging, 125A
18 51927G	Shield Cap, Gouging
19 52677L	Extended Electrode
20 51417L.12	Extended Tip, 65A
51417L.13	Extended Tip, 85A
21 51417L.15	Extended Tip, 105A
51417L.17	Extended Tip, 125A
22 51926L	Extended Shield 65-125A

Pin Configuration



YM125 Machine Torch

125A @ 60% Duty Cycle, EN60974-7, Consumables Compatible with XTY125



Torch Model

Stock Code	Description	Termination
YM125-6X-14	YM125 Plasma Cutting Torch x 6MT Composite Cable	1/4 BSP
YM125-6X-CC	YM125 Plasma Cutting Torch x 6MT Coaxial Cable	Central Connector

Technical Data

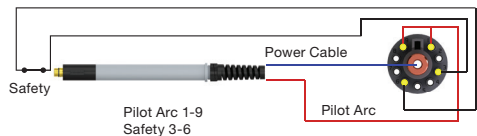
Standard Length	6 and 10m	Duty Cycle 60%	125A
Air Consumption	295 l/min	Start Method	Pneumatic Ignition
Air Pressure	5.0-5.5 Bar	Cutting Thickness	30-35 mm

Consumables

*Denotes Standard Build

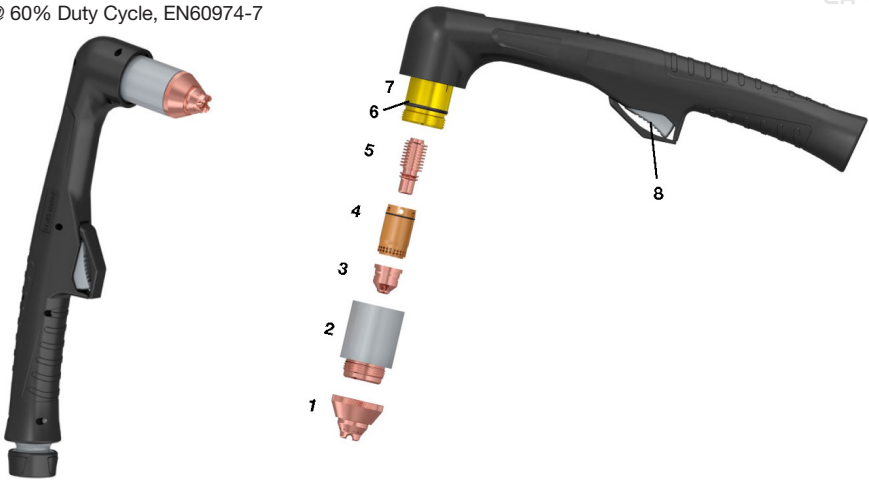
Stock Code	Description
1 51922	Shield Cap, Machine, 45-85A
2 51927	Shield Cap, Machine, 100-125A
3 51929	Precision Cut Shield Cap, 45A
4 60309THA	Shield Cup Body, 45-85A, Ohmic Contact Sensing
5 60309THC	Shield Cup Body, 100-125A, Ohmic Contact Sensing
6 60309TA	Shield Cup Body, 45-85A
7 60309TC	Shield Cup Body, 100-125A
8 51415	Precision Cut Cutting Tip, 45A
9 51416	Cutting Tip, 45A
10 51417	Cutting Tip, 65A
11 51418	Cutting Tip, 85A
12 51419	Cutting Tip, 105A
51419,16*	Cutting Tip, 125A
13 52677	Electrode, 45-125A
14 60042E	Swirl Ring, 45-85A
15 60040E	Swirl Ring, 100-125A
16 HM1205	Machine Torch Head
17 03700.60	'O' Ring
18 PM6508	Fiberglass Positioning Tube

Pin Configuration



XTY160 Hand Torch

160A @ 60% Duty Cycle, EN60974-7



Torch Model

Stock Code	Description	Termination
XTY160-6X-14	XTY160 Plasma Cutting Torch x 6MT Coaxial Cable	1/4 BSP
XTY160-6X-CC	XTY160 Plasma Cutting Torch x 6MT Coaxial Cable	Central Connector

Technical Data

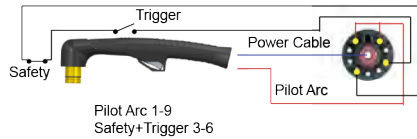
Standard Length	6 m	Duty Cycle 60%	160 A
Start Method	Pneumatic Ignition	Cutting Thickness	40-45 mm
Air Pressure	5.0-6.0 Bar		

Consumables

*Denotes Standard Build

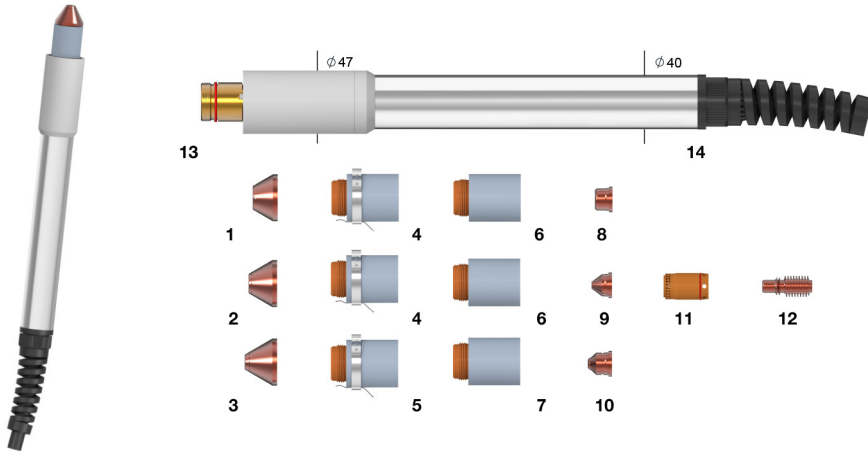
Stock Code	Description
1 51917T	Shield Cap, Hand, 105-160A
2 60311TB	Shield Cup Body, 105-160A
3 51426	Cutting Tip, 160A
4 60039	Swirl Ring
5 52678	Electrode
6 03900.60	'O' Ring
7 HP1605	160A Hand Torch Head
8 PWXY1601	Handle with Trigger

Pin Configuration



YM160 Machine Torch

160A @ 60% Duty Cycle, EN60974-7, Consumables Compatible with XTY160



Torch Model

Stock Code	Description	Termination
YM160-6C-14	YM160 Plasma Cutting Torch x 6MT Composite Cable	1/4 BSP
YM160-6X-CC	YM160 Plasma Cutting Torch x 6MT Coaxial Cable	Central Connector

Technical Data

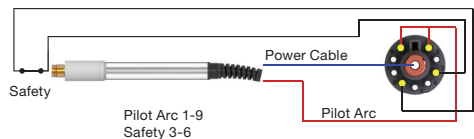
Standard Length	6 and 10m	Duty Cycle 60%	160A
Air Consumption	420 l/min	Start Method	Pneumatic Ignition
Air Pressure	5.0-6.0 Bar	Cutting Thickness	40-45 mm

Consumables

*Denotes Standard Build

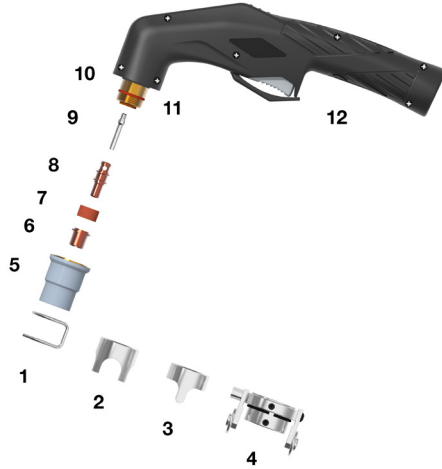
Stock Code	Description
1 51915	Deflector, Precision Cut, 45-85A
2 51918T	Shield Cap, Machine, 45-85A
3 51919T*	Shield Cap, Machine, 105-160A
4 60311THA	Shield Cup Body, 45-85A, Ohmic Contact Sensing
5 60311THB	Shield Cup Body, 105-160A, Ohmic Contact Sensing
6 60311TA	Shield Cup body, 45-85A
7 60311TB*	Shield Cup Body, 105-160A
8 51428	Tip, 30-45A, Precision Cut
9 51420	Cutting Tip, 45A
51421	Cutting Tip, 65A
51422	Cutting Tip, 85A
10 51425	Cutting Tip, 105-125A
51426*	Cutting Tip, 160A
11 60039*	Swirl Ring
12 52678	Electrode
13 HM1605	Torch Head
14 HM1608	Positioning Tube

Pin Configuration



XTA81 Hand Torch

80A @ 60% Duty Cycle, EN60974-7



Torch Model

Stock Code	Description	Termination
XTA81-6C-14	XTA81 Plasma Cutting Torch x 6MT Composite Cable	1/4 BSP
XTA81-6C-CC	XTA81 Plasma Cutting Torch x 6MT Composite Cable	Central Connector

Technical Data

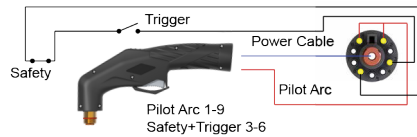
Voltage Class	M	Duty Cycle 60%	80A
Standard Length	6m	Duty Cycle 100%	60A
Air Consumption	155 l/min	Start Method	HF Ignition – Pilot Arc
Cutting Thickness	20-25 mm	Air Pressure	5 Bar

Consumables

*Denotes Standard Build

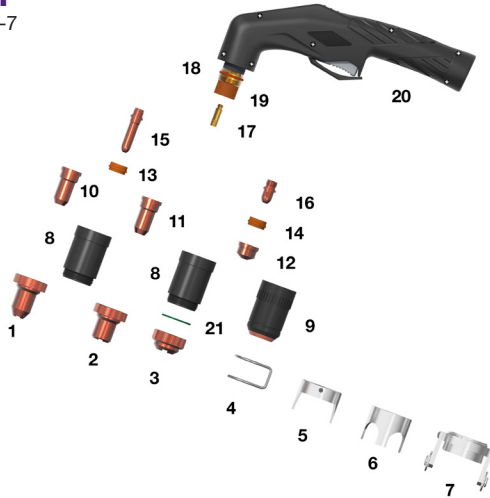
Stock Code	Description
1 CV28	Stand Off Guide
2 CV33	Four Pins Crown Shield
3 CV26	Two Pins Stand Off Guide
4 CV51	Carriage
5 PC115	Outside Nozzle
6 PD105-10	Cutting Tip 1.0mm
PD105-11	Cutting Tip 1.1mm
PD105-12*	Cutting Tip 1.2mm
7 PE107	Air Diffuser
8 PR109	Long Life Electrode
9 FH560	Diffuser
10 TA8105	Torch Head c/w FH560 Diffuser
11 EA125	'O' Ring
12 PWTP110	Handle with Trigger

Pin Configuration



XTA101 Hand Torch

100A @ 60% Duty Cycle, EN60974-7



Torch Model

Stock Code	Description	Termination
XTA101-6C-14	XTA101 Plasma Cutting Torch x 6MT Composite Cable	1/4 BSP
XTA101-6C-CC	XTA101 Plasma Cutting Torch x 6MT Composite Cable	Central Connector

Technical Data

Voltage Class	M	Duty Cycle 60%	100A
Standard Length	6m	Duty Cycle 100%	75A
Air Consumption	180 l/min	Start Method	HF Ignition – Pilot Arc
Cutting Thickness	25-30 mm	Air Pressure	5 Bar

Consumables

*Denotes Standard Build

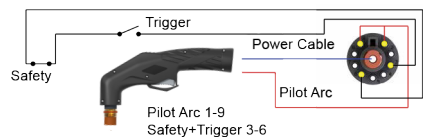
Stock Code	Description
1 CV09	Long Contact Cutting Attachment
2 CV08	Contact Cutting Attachment
3 CV23	Contact Cutting Attachment
4 CV11*	Stand Off Guide
5 CV12	Two Pins Crown Shield
6 CV14	Four Pins Crown Shield
7 CV21	Carriage
8 PC113	Contact Cutting Nozzle
PC130	Contact Cutting Nozzle Long Life
9 PC109*	Outside Nozzle
PC111	Heavy Duty Nozzle
10 PD117-14	Long Cutting Tip 1.4mm
PD117-17	Long Cutting Tip 1.7mm
PD117-19	Long Cutting Tip 1.9mm
11 PD111	Long Cutting Tip 1.1mm
12 PD101-11	Cutting Tip 1.1mm
PD101-14	Cutting Tip 1.4mm
PD101-17*	Cutting Tip 1.7mm

Consumables

*Denotes Standard Build

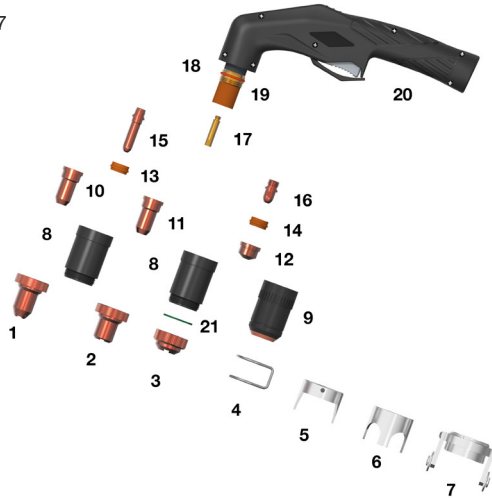
Stock Code	Description
13 PE103	Air Diffuser-Long Cutting Tip
14 PE101*	Air Diffuser
15 PR116	Long Electrode
16 PR101*	Electrode
17 FH562	Diffuser
18 TA1015	Torch Head c/w FH562 Diffuser
19 EA131	'O' Ring
20 PWTP110	Handle with Trigger
21 FH297	Insulator Washer

Pin Configuration



XTA141 Hand Torch

140A @ 60% Duty Cycle, EN60974-7



Torch Model

Stock Code	Description	Termination
XTA141-6C-14	XTA141 Plasma Cutting Torch x 6MT Composite Cable	1/4 BSP
XTA141-6C-CC	XTA141 Plasma Cutting Torch x 6MT Composite Cable	Central Connector

Technical Data

Voltage Class	M	Duty Cycle 60%	140A
Standard Length	6m	Duty Cycle 100%	100A
Air Consumption	210 l/min	Start Method	HF Ignition – Pilot Arc
Cutting Thickness	35-40 mm	Air Pressure	5 Bar

Consumables

*Denotes Standard Build

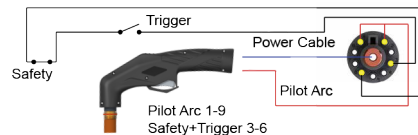
Stock Code	Description
1 CV09	Long Contact Cutting Attachment
2 CV08	Contact Cutting Attachment
3 CV23	Contact Cutting Attachment
4 CV11*	Stand Off Guide
5 CV12	Two Pins Crown Shield
6 CV14	Four Pins Crown Shield
7 CV21	Carriage
8 PC103	Contact Cutting Nozzle
PC131	Contact Cutting Nozzle Long Life
9 PC101*	Outside Nozzle
PC102	Heavy Duty Nozzle
10 PD117-14	Long Cutting Tip 1.4mm
PD117-17	Long Cutting Tip 1.7mm
PD117-19	Long Cutting Tip 1.9mm
11 PD111	Long Cutting Tip 1.1mm
12 PD101-14	Cutting Tip 1.4mm
PD101-17*	Cutting Tip 1.7mm
PD101-19	Cutting Tip 1.9mm
PD101-30	Cutting Tip 3.0mm

Consumables

*Denotes Standard Build

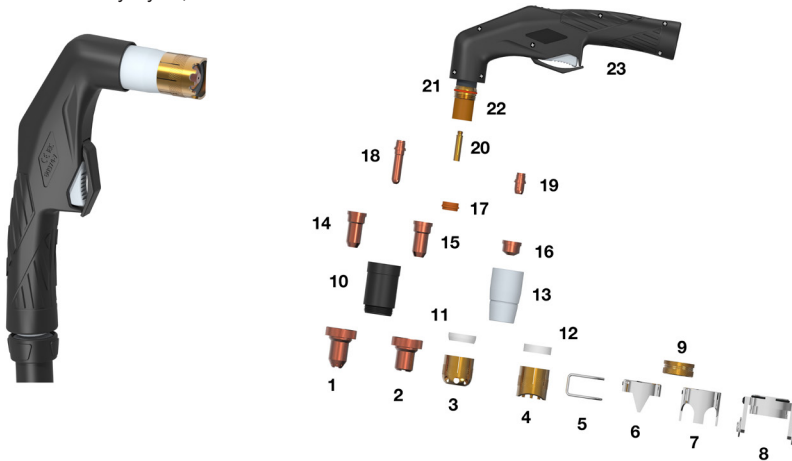
Stock Code	Description
13 PE103	Air Diffuser-Long Cutting Tip
14 PE101*	Air Diffuser
15 PR116	Long Electrode
16 PR101*	Electrode
17 FH562	Diffuser
18 TA1015	Torch Head c/w FH562 Diffuser
19 EA131	'O' Ring
20 PWTP110	Handle with Trigger
21 FH297	Insulator Washer

Pin Configuration



XTA151 Hand Torch

150A @ 60% Duty Cycle, EN60974-7



Torch Model

Stock Code	Description	Termination
XTA151-6C-14	XTA151 Plasma Cutting Torch x 6MT Composite Cable	1/4 BSP
XTA151-6C-CC	XTA151 Plasma Cutting Torch x 6MT Composite Cable	Central Connector

Technical Data

Voltage Class	M	Duty Cycle 60%	150A
Standard Length	6m	Duty Cycle 100%	120A
Air Consumption	230 l/min	Start Method	HF Ignition – Pilot Arc
Air Pressure	5 Bar		

Consumables

*Denotes Standard Build

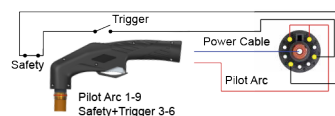
Stock Code	Description
1 CV09	Long Contact Cutting Attachment
2 CV08	Contact Cutting Tip Attachment
3 CV1106	Stand Off Guide with Tip
4 CV1105*	Contact Cutting Attachment
5 CV11	Stand Off Guide
6 CV12	Two Pins Crown Shield
7 CV14	Four Pins Crown Shield
8 CV21	Carriage
9 CV1107	Stand Off Guard Holder
10 PC131	Contact Cutting Nozzle Long Life
11 BW146	Nozzle Shield and Stand Off Guard
12 BW139*	Nozzle Shield
13 PC120*	Outside Nozzle
14 PD117-14	Long Cutting Tip 1.4mm
PD117-17	Long Cutting Tip 1.7mm
PD117-19	Long Cutting Tip 1.9mm

Consumables

*Denotes Standard Build

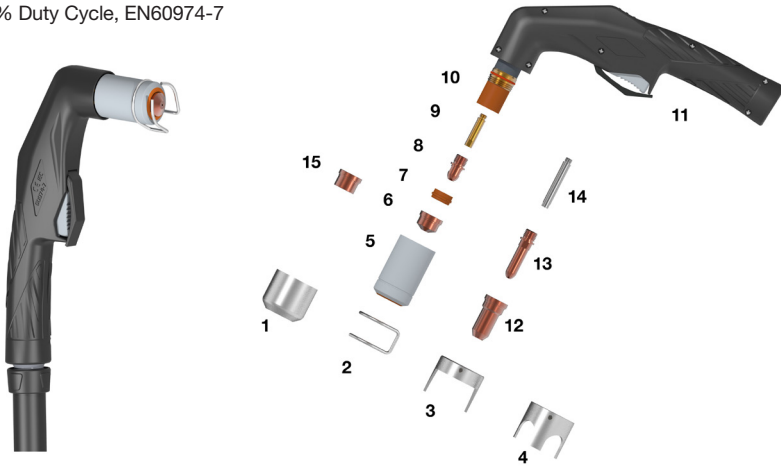
Stock Code	Description
15 PD111	Long Contact Cutting Tip 1.1mm
16 PD109-14	Cutting Tip 1.4mm
PD109-16	Cutting Tip 1.6mm
PD109-18*	Cutting Tip 1.8mm
PD109-30	Cutting Tip 3.0mm
17 PE103	Air Diffuser
18 PR116	Long Electrode
19 PR111*	Electrode
20 FH563	Diffuser
21 EA131	'O' Ring
22 TA1515	Torch Head c/w HF563 Diffuser
23 PWTP110	Handle with Trigger

Pin Configuration



XTC150 Hand Torch

150A @ 60% Duty Cycle, EN60974-7



Torch Model

Stock Code	Description	Termination
XTC150-6C-14	XTC150 Plasma Cutting Torch x 6MT Composite Cable	1/4 BSP
XTC150-6C-CC	XTC150 Plasma Cutting Torch x 6MT Composite Cable	Central Connector

Technical Data

Voltage Class	M	Duty Cycle 60%	150A
Standard Length	6m	Start Method	HF Ignition – Pilot Arc
Air Consumption	220 l/min	Air Pressure	5 Bar
Cutting Thickness	35-40 mm		

Consumables

*Denotes Standard Build

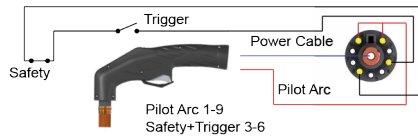
Stock Code	Description
1 C1406	Gouging Spacer
2 C1386*	Stand Off Spring
3 C1408	Double Pointed Spacer
4 C1409	Crown Spacer
5 C1389	Nozzle Retaining Cap
6 C1371	Cutting Tip 1.1mm 20-50A
C1372	Cutting Tip 1.3mm 40-90A
C1373	Cutting Tip 1.6mm 80-120A
C1374*	Cutting Tip 1.8mm 110-150A
C1375	Gouging Tip 3.0mm
7 C1377	Swirl Ring Vespel
8 C1376*	Electrode Hafnium
9 C1378*	Diffuser

Consumables

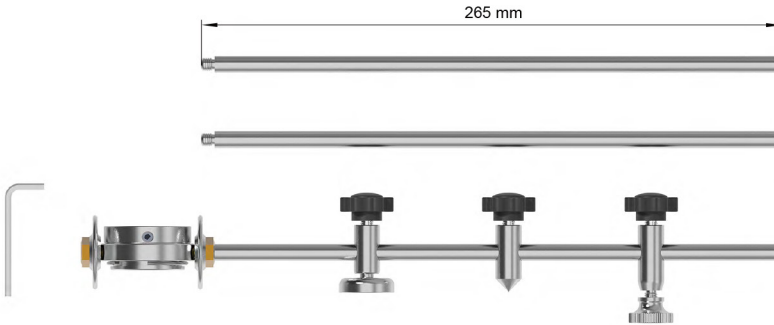
*Denotes Standard Build

Stock Code	Description
10 TC1505	Torch Head
11 PWTP110	Handle c/w Switch
12 C1369	Long Cutting Tip
13 C1517	Long Electrode Hafnium
14 C1018	Long Diffuser for C151
15 C1390	Flat Cutting Tip 1.3mm 40-90A
C1391	Flat Cutting Tip 1.6mm 80-12
C1392	Flat Cutting Tip 1.8mm 110-150A

Pin Configuration




Circle Cutting Attachment



Torch Attachments Types

Stock Code	Description
YG6585	Circle Cutting Attachment for XTP45, XTP65, XTP85
YG1025	Circle Cutting Attachment for XTP105, XTP125
YG7025	Circle Cutting Attachment for XTY70, XTY125
YG1050	Circle Cutting Attachment for XTA101, XTA141, XTA151, XTC150
YG50	Circle Cutting Attachment for XTC50
YG70	Circle Cutting Attachment for XTC70

Circle cutting attachments are supplied as kits in plastic boxes.





parweld
千錫寧威爾製鋸及有限公司

Parweld Limited

Bewdley Business Park
Long Bank, Bewdley
Worcestershire
England, DY12 2TZ

Tel. +44 1299 266800
Web: www.parweld.com
Email: info@parweld.co.uk

Parweld Wuxi

No. 2 North Tuanjie Road
Bashi, Xishan District
Wuxi City
China 214 192

Tel. +86 510 8378 1253
Web: www.parweld.com
Email: sales@parweld.com.cn